

# Student Handbook & Academic Catalog

2023-2024



Thaddeus Stevens  
College of Technology

# Thaddeus Stevens College of Technology 2023-2024 Student Handbook & Academic Catalog

## Student Handbook Acknowledgment Form

The school handbook and catalog has been compiled to inform students about the policies of the Thaddeus Stevens College of Technology (hereafter “Stevens” or “the College”). The handbook/catalog is available on the Stevens website at [stevenscollege.edu/handbook](http://stevenscollege.edu/handbook). A link to the handbook can also be found on the College portal at [my.stevenscollege.edu](http://my.stevenscollege.edu). After reviewing the handbook/catalog, please sign below to acknowledge receipt of the handbook/catalog and your understanding of the policies as stated in this document. The President of the College reserves the right to amend the Handbook as needed.

The provisions and conditions of this handbook/catalog are not to be considered an irrevocable contract between the student and Stevens. The College reserves the right to change any fees, requirements, and/ or regulations at any time during the student’s term of enrollment. Approved curriculum changes may be implemented the semester following approval, provided they do not impact unfairly on the student.

### Key Policies:

- Stevens is a dry campus and strives to promote an alcohol- and drug-free learning environment.
- Reasonable suspicion could lead to a student being required to take a drug test after enrollment. Random testing may also occur during the academic year.
- Students are expected to attend every class. Any student absent for five days is subject to dismissal.

**Please sign and return this page to the Thaddeus Stevens College Student Services Office after you have read the handbook/catalog.**

Date: \_\_\_\_\_

Print Student’s Name: \_\_\_\_\_

Student’s Signature: \_\_\_\_\_

*Stevens will not discriminate in its educational programs or employment practices based on race, color, national origin, sex, sexual orientation, gender identity, disability, age, religion, ancestry, union membership, or any other legally protected classification. Announcement of this policy is in accordance with state and federal laws, including Title IX of the Education Amendments of 1972, Sections 503 and 504 of the Rehabilitation Act of 1973, and the American Disabilities Act of 1991.*

*Employees and participants who have an inquiry or complaint of harassment or discrimination or who need information about accommodations for persons with disabilities, should contact Marian V. Wilson, Ph.D. Affirmative Action Officer, Thaddeus Stevens College of Technology, 750 East King Street, Lancaster, PA 17602. Phone: (717) 391-1365*

## Search and Seizure

Students, as citizens of the Commonwealth of Pennsylvania, are protected against any unreasonable search and seizure. However, this does not prohibit College authorities from conducting searches of residence hall rooms, shop lockers or vehicles if the College has reasonable cause to believe that a student is using the room, locker or vehicle for a purpose that is either illegal or would otherwise seriously interfere with the educational atmosphere of the College, or is in violation of the College's Code of Conduct.

If comprehensive room searches occur, two of the following individuals will be present: Residence Hall Director, Director of Residence Life, Vice President of Student Services, Security. The student(s) of the room being searched should be present if they are available. Such all-encompassing searches are most likely to occur during the week, when most students and the Residence Hall Directors are present. Searches are completed with great discretion in cases where there is reasonable evidence that a person is engaged in illegal activities or behaviors contrary to the College's Code of Conduct, or in emergency situations. For vehicle or locker searches, Security, the student, and/or the Vice President of Student Services will be present during the search, or their designee.

## Understanding Search and Seizure

"Reasonable Cause" or "Just Cause" for a search consists of the following:

- Smoke, whether caused by a fire, a cigarette, incense, candle or the burning of an illegal substance.
- The strong smell of alcohol or marijuana coming from a residence hall room, vehicle, or locker.
- Considerable evidence, gathered from a variety of sources, regarding possible illegal activity or activity contrary to the College's Code of Conduct being conducted within a residence hall room, or vehicle.
- Considerable evidence indicating the presence of a weapon(s) within a residence hall room, locker, or vehicle.
- Considerable evidence indicating an activity in the Residence Hall, in a classroom, in a vehicle, or in a locker that may threaten the health, safety and welfare of fellow students (e.g., possible presence of explosives).

This listing is simply to indicate some of the reasons, once confirmed, that would produce "Reasonable Cause" or "Just Cause" for a search. (Please note: This listing is not all-inclusive.) It is not the intent of the College to do unreasonable and unwarranted searches. The only intent of the College is to ensure a safe and secure environment for students to reside, study and continue in pursuit of their educational goals.

I have read and understand the Search and Seizure Policy of Thaddeus Stevens College of Technology.

Date: \_\_\_\_\_ Print Student's Name: \_\_\_\_\_

Student's Signature: \_\_\_\_\_

# Thaddeus Stevens College of Technology College Calendar 2023-2024

## SUMMER SEMESTER 2023

June 20 Summer Classes/Bridge Program Begins  
 June 23 Officially Enrolled Census Date  
 July 21 Last day to withdraw without penalty  
 July 28 Summer Classed End  
 July 31 Grades Due—12:00pm via College Portal

## FALL SEMESTER 2023

August 16 New Faculty Orientation  
 August 17-18 Faculty Professional Development  
 August 17-18 New Student Orientation  
 August 23-Sept. 8 Assessment Testing [NOCTI & ASE]  
 September 4 Holiday-College Closed  
 September 11-29 Pre-Assessment Testing [ETS]  
 October 6 Review/Approval of Spring Schedule  
 October 9 Faculty/Staff Development-No Classes  
 October 9 – October 14 Homecoming Week  
 October 14 Homecoming  
 October 14 Open House  
 October 20 Mid-Term Grades Due by Noon  
 November 14 Sophomore Registration for Spring 2024  
 November 15 Freshman Registration for Spring 2024  
 November 16 Pre-Major Registration for Spring 2024  
 November 23 – Nov 27 Fall Break—No Classes  
 November 28 – Dec 15 Student Academic Opinion Survey (SAOS)  
 December 19 Course Assessments due to PAAIR Office

## SPRING SEMESTER 2024

January 12 & 15 Pre-Assessment Testing (AO & Pre-Major)  
 January 16 Spring Orientation  
 February 15 Transportation Center Career Fair  
 February 16 Review/Approval of Summer Schedule  
 February 19 Faculty/Staff Development—No Classes  
 February 28 First Year Student Career Fair  
 February 29 Second Year Student Career Fair  
 March 8 Review/Approval of Fall Schedule  
 March 11-15 Spring Break-No Classes  
 March 28 Emeritus Reception: 10:00 AM  
 April 1 Faculty/Staff Development—No Classes  
 April 9 Currently Enrolled Pre-Major/Freshman Registration for Fall 2024  
 April 9 Currently Enrolled Pre-Major/Freshman Registration for Summer 2024  
 April 13 Spring Open House  
 April 15-30 Post-Assessment Testing [ETS]  
 April 23 Sports Banquet  
 April 29 – May 17 Student Academic Opinion Survey (SAOS)  
 May 1-15 Post-Assessment Testing [ASE & NOCTI]  
 May 7 Awards Banquet  
 May 18 Commencement—1:00 PM  
 May 21 Course Assessments due to PAAIR Office

	<u>Fall 17 Week Term</u>	<u>Fall Sub Term 1</u>	<u>Fall Sub Term 2</u>	<u>Spring 17 Week Term</u>	<u>Spring Sub Term 1</u>	<u>Spring Sub Term 2</u>
<b>Classes Start</b>	August 21	August 21	October 16	January 17	January 17	March 18
<b>Classes End</b>	December 15	October 13	December 15	May 17	March 8	May 17
<b>Drop/Add Ends</b>	August 25	August 22	October 17	January 23	January 18	March 19
<b>Withdraw Deadline</b>	December 1	September 29	December 1	April 26	February 23	April 26
<b>Officially Enrolled</b>	September 1	August 25	October 20	January 30	January 23	March 22
<b>Grade Due</b>	December 18	October 16	December 18	May 20	March 18	May 20

## Table of Contents

I. INTRODUCTION .....	10
II. MISSION STATEMENT .....	10
III. VISION STATEMENT .....	10
IV. CORE VALUES.....	11
V. PEOPLE: ADMINISTRATION AND STAFF .....	11
VI. NONDISCRIMINATION AND HARASSMENT POLICY.....	15
POLICY STATEMENT .....	15
STATEMENT OF PURPOSE.....	16
APPLICABILITY .....	16
DEFINITIONS.....	17
PROCEDURES FOR REPORTING DISCRIMINATION.....	19
REPORTING AND FILING COMPLAINTS OF DISCRIMINATION OR HARASSMENT .....	20
ADDITIONAL INFORMATION ON REPORTING .....	20
COLLEGE RESPONSE .....	20
COMPLAINT AND INVESTIGATION PROCESS.....	21
NOTICE OF ALLEGATIONS.....	21
INVESTIGATION BY THE COLLEGE.....	22
OPTIONS FOR INFORMAL RESOLUTION AFTER FORMAL COMPLAINT IS FILED .....	23
DISMISSAL OF FORMAL COMPLAINT .....	23
DETERMINATION OF RESPONSIBILITY.....	24
APPEAL .....	24
DISCIPLINARY ACTIONS .....	26
SUPPORTIVE MEASURES .....	26
EDUCATION AND PREVENTION .....	27
TRAINING .....	27
DISSEMINATION OF THE POLICY .....	27
PUBLIC NOTIFICATION OF CLERY ACT STATISTICS .....	27
RESOURCES .....	27

STEVENS STUDENT/EMPLOYEE DISCRIMINATION AND HARASSMENT REPORTING FORM: .....	28
VII. SAFETY INFORMATION .....	29
CALL CAMPUS SECURITY IN THE EVENT OF AN EMERGENCY .....	29
NON-EMERGENCY .....	30
EMERGENCY NOTIFICATION .....	30
HEALTH SERVICES .....	30
SECURITY GUARDS .....	31
CRIME STATISTICS .....	31
CAMPUS FIRE SAFETY REPORT .....	31
VIII. PARKING .....	33
VEHICLE POLICY .....	33
IX. ACCREDITATION & ASSESSMENT .....	37
MIDDLE STATES COMMISSION ON HIGHER EDUCATION ACCREDITATION & ASSESSMENT .....	37
X. Admission to the College .....	38
ADMISSIONS POLICY .....	38
READMISSION .....	38
Early Enrollment .....	39
APPLICATION PROCEDURE .....	39
OBTAINING MORE INFORMATION .....	42
XI. ACADEMIC ISSUES .....	42
INSTITUTIONAL LEARNING GOALS (ILG) .....	42
PRE-MAJOR PROGRAM .....	43
ADVANCED PLACEMENT .....	43
PATHWAYS FOR CREDIT WHILE ENROLLED IN HIGH SCHOOL .....	45
ADMINISTRATIVE DISMISSAL .....	45
ACADEMIC ADVISEMENT .....	45
COLLEGE TRANSFER .....	45
BOOKS AND SUPPLIES .....	45
TOOLS .....	46

CREDIT VALUE AND COURSE NUMBERS.....	46
COURSE SELECTION.....	46
ACADEMIC FOLLOW UP.....	47
ACADEMIC STANDING .....	47
ACADEMIC DISMISSAL.....	47
ACADEMIC PROBATION.....	47
ACADEMIC INTEGRITY .....	47
SELF-PLAGIARISM.....	49
GRADING POLICY.....	49
COURSE REPEAT POLICY .....	50
DEANS' LIST .....	51
MIDTERM GRADES .....	51
INCOMPLETE GRADES .....	51
APPEAL OF ACADEMIC DISMISSAL.....	51
APPEAL OF GRADE .....	52
AUDITING A COURSE.....	52
ADD/DROP PROCEDURE .....	53
MAXIMUM CREDIT HOURS .....	53
CHANGE OF PROGRAM MAJOR .....	53
GENERAL EDUCATION CORE CURRICULUM .....	53
COURSE SELECTION AND GRADUATION REQUIREMENTS.....	55
ACADEMIC YEAR/SEMESTERS .....	55
FINALS WEEK.....	55
GRADE REPORT .....	55
WITHHOLDING GRADES/DEGREES.....	55
ATTENDANCE.....	55
GRADUATION REQUIREMENTS .....	56
OCCUPATIONAL ADVISORY COMMITTEES.....	57
WITHDRAWAL PROCEDURE .....	57

XII. FERPA (Family Educational Rights and Privacy Act).....	58
XIII. FINANCIAL AID .....	59
TYPES OF AID AVAILABLE.....	59
VETERAN EDUCATION BENEFITS .....	63
TUITION REFUNDS/CREDITS WHEN CALLED TO ACTIVE DUTY .....	65
REFUND TO FEDERAL PROGRAMS WHEN A STUDENT WITHDRAWS.....	65
POST-WITHDRAWAL DISBURSEMENT .....	66
SATISFACTORY ACADEMIC PROGRESS (SAP) .....	66
XIV. TUITION AND RELATED COSTS.....	68
XV. CODE OF CONDUCT.....	72
VIOLATIONS OF THE CODE OF CONDUCT.....	73
VAPING/TOBACCO POLICY .....	74
MULTI-STEMMED SMOKING DEVICES.....	75
NON-ALCOHOLIC BEER OR ASSOCIATED BEVERAGES .....	75
BEER BOTTLES, LIQUOR BOTTLES, OR SIMILAR CONTAINERS .....	75
DISCIPLINARY SANCTIONS.....	76
DRUG-FREE CAMPUS POLICY .....	78
STUDENT RESPONSIBILITIES AND DUTIES .....	79
STUDENT PROHIBITED CONDUCT .....	80
STUDENT DRUG AND ALCOHOL TESTING .....	82
DISCIPLINE FOR POLICY VIOLATIONS .....	86
SEARCHES.....	88
CONFIDENTIALITY.....	88
LOSS OF THADDEUS STEVENS GRANT .....	89
OFF-CAMPUS CONDUCT POLICY .....	89
WEAPONS POLICY .....	90
DUE PROCESS .....	90
APPEALS PROCESS.....	91
STUDENT RIGHTS AND RESPONSIBILITIES.....	91



COMMITTEES THAT HEAR CASES .....	92
GRIEVANCE PROCEDURE.....	93
JONES DINING HALL CODE OF CONDUCT .....	93
COMPUTER RESOURCES ACCEPTABLE USE POLICY .....	94
MOBILE DEVICE POLICY.....	97
DRESS CODE .....	97
HYGIENE POLICY.....	98
STUDENT GOVERNANCE .....	98
FACULTY SENATE .....	98
COLLEGE RESPONSIBILITIES IN STUDENT ACCIDENT, ILLNESS, OR LOSS .....	99
TITLE XVI – SEX DISCRIMINATION IN EDUCATION.....	99
POLICY STATEMENT .....	99
STATEMENT OF PURPOSE.....	100
APPLICABILITY .....	100
DEFINITIONS.....	101
RELEVANT FEDERAL LAWS .....	104
PROHIBITED CONDUCT .....	105
REPORTING PROCEDURES AND RESPONSE OBLIGATIONS.....	108
GRIEVANCE PROCESS .....	111
DISCIPLINARY ACTIONS .....	117
SUPPORTIVE MEASURES .....	118
SPECIAL RULES AND PROCEDURES WHERE THE RESPONDENT IS A COLLEGE EMPLOYEE.....	118
EDUCATION AND PREVENTION .....	119
STUDENT/EMPLOYEE SEXUAL MISCONDUCT AND HARASSMENT REPORTING FORM .....	121
XVII. EXTRACURRICULAR ACTIVITIES.....	122
COMMUTING STUDENTS .....	122
STUDENT CLUBS AND ORGANIZATIONS.....	122
ATHLETICS .....	124
INTRAMURALS.....	124

MULTIPURPOSE ACTIVITY CENTER.....	125
STUDENT CENTER.....	125
XVIII. AVAILABLE SERVICES.....	125
COUNSELING SERVICES.....	125
ACCESSIBILITY SERVICES.....	126
STUDENT EMPLOYMENT.....	127
CAREER SERVICES.....	128
LIBRARY.....	128
ACADEMIC SUPPORT SERVICES.....	130
ACT 101.....	132
XIX. RESIDENCE LIFE.....	132
PHILOSOPHY: RESIDENCE LIFE PROGRAM.....	132
8 WAYS TO STAY SECURE IN THE RESIDENCE HALLS.....	132
RESIDENCE HALL REGULATIONS.....	133
ROOM ASSIGNMENTS.....	136
ROOM CARE.....	136
ROOM KEY.....	137
COMMUNITY MEETINGS.....	137
WIRELESS IN THE RESIDENCE HALLS.....	137
VISITOR AND GUEST POLICY.....	137
RESIDENT STUDENTS.....	138
OVERNIGHT GUEST/VISITOR POLICY.....	139
MISSING RESIDENT STUDENT NOTIFICATION POLICY.....	140
PERSONAL BELONGINGS.....	141
SEARCH AND SEIZURE.....	141
LAUNDRY FACILITIES.....	142
VACATIONS.....	142
XX. FOOD SERVICES.....	143
L. GENERAL INFORMATION.....	143

ADDITIONAL LOCATIONS.....	143
CAMPUS PHONE NUMBERS.....	144
PROGRAMS OF STUDY.....	149
GENERAL EDUCATION COURSES.....	257

## **I. INTRODUCTION**

Welcome to Thaddeus Stevens College! You are now a member of one of the finest educational communities in Pennsylvania. Hopefully, you will become one of the more than 9,000 Stevens alumni living throughout the country.

The purpose of this handbook is to acquaint you with Stevens: its customs, methods of operation, and regulations.

We will do all we can to guarantee your success as a member of this community, but you must do your part, too. Become involved in the activities of the College, both educationally and socially. Bring constructive criticisms and suggestions to the attention of the staff. We have been in the business of educating trade/technical students since 1905 and are known to be a leader among technical colleges in America. In order to continue this fine tradition, we need your assistance and cooperation. Your participation and suggestions contribute to the diversity of campus life that benefits all students. If you have suggestions about how to improve the Stevens experience or if you have a complaint, you may use the Suggestion form on the College’s website. Stevens has maintained a strong tradition and reputation as a leader in trade/technical education since 1905 by listening to students and responding to their needs. Please use this Handbook as a guide for your success.

## **II. MISSION STATEMENT**

Thaddeus Stevens College of Technology educates Pennsylvania’s economically and socially disadvantaged as well as other qualified students for skilled employment in a diverse, ever-changing workforce and for full, effective participation as citizens.

## **III. VISION STATEMENT**

Thaddeus Stevens College of Technology will be the best two-year technical college of its kind by adding value to the lives of our students so that they will find skilled employment, be effective citizens, and reach their full potential.

## IV. CORE VALUES

Thaddeus Stevens College of Technology is committed to structuring and maintaining its daily functions around the following core values: integrity, diversity, respect, teamwork, learning and growth, and accountability.

**INTEGRITY:** We value the commitment to high moral/ethical standards, honesty, and fairness in teaching and learning, social engagements, and professional practices.

**DIVERSITY:** We value the recognition of the variety of unique individuals within our world and the interdependence upon each other, each other's culture, and the natural environment. We value the differences and respect the qualities and experiences that are different from our own.

**RESPECT:** We value the unbiased consideration, treatment, and regard for the rights, values, beliefs, and property of all other people.

**TEAMWORK (COLLABORATION):** We value working cooperatively and collaboratively as part of a group in which there is a shared mission and vision aligned toward a goal.

**LEARNING AND GROWTH (LIFELONG LEARNING):** We value the relentless dedication to increasing the knowledge and competencies of all individuals associated with the College. We recognize that human resources are the College's only sustainable competitive advantage.

**ACCOUNTABILITY:** We value the taking of responsibility for actions and the results of those actions; honoring obligations, expectations, and requirements; delivering what is promised; and owning up to shortcomings and mistakes.

## V. PEOPLE: ADMINISTRATION AND STAFF

At times it may be necessary for students to contact a member of the administration or staff to ask a question or resolve a problem. The following is a list of the administrators and staff members to contact.

**PRESIDENT:**  
PEDRO RIVERA  
Oversees operation of the College.  
First Floor Mellor Building  
Phone: (717) 299-7722

**VICE PRESIDENT FOR ACADEMIC AFFAIRS:**

### Board of Trustees

MARYANN MAROTTA, CHAIRPERSON

JEFFREY STERNER, VICE CHAIRPERSON

MICHAEL MAGUIRE, TREASURER

THOMAS BALDRIGE

CHRISTOPHER BUCK

DONALD "CHIP" CARGAS

PATRICIA HOPSON-SHELTON

JOSEPH WY SOCK

DR. ANTONIO JACKSON  
Supervises academic/technical staff.  
First Floor Mellor Building  
Phone: (717) 391-1364

VICE PRESIDENT FOR FINANCE & ADMINISTRATION:

GEORGE LONGRIDGE  
Directs all business and billing functions and facilities.  
First Floor Mellor Building  
Phone: (717) 391-6947

VICE PRESIDENT OF STUDENT SERVICES/ATHLETIC DIRECTOR:

DR. CHRIS METZLER  
Directs services to students related to campus life, residence life, dining services, health services, campus safety, and intercollegiate athletics.  
First Floor Mellor Building  
Phone: (717) 299-7794

CHIEF DIVERSITY, EQUITY & INCLUSION OFFICER & TITLE IX COORDINATOR:

DR. MARIAN V. WILSON  
Coordinates the Title IX Program and provides support for individuals that differ by race, gender, disability, and others who differ by social identity.  
Ground Floor Mellor Building  
Phone: (717) 391-1365

DEAN OF STUDENT SUCCESS:

DR. MICHAEL DEGROFT  
Oversees student academic issues/concerns and provides direct assistance to the Vice President for Academic Affairs.  
First Floor Mellor Building  
Phone: (717) 391-3506

DEAN OF ENROLLMENT SERVICES:

MELISSA WISNIEWSKI  
Oversees the Office of Admissions, Financial Aid and Registrar.  
Hartzell Building  
Phone: (717) 391-7234

VICE PRESIDENT OF COLLEGE ADVANCEMENT:

PAM SMITH  
Oversees the Thaddeus Stevens Foundation, Alumni Association, Career Services, Champ College Store, grants/development, and strategic community/partner engagement.  
Ayres Alumni House and First Floor Mellor Building  
Phone: (717) 391-1366

EXECUTIVE DIRECTOR OF THE THADDEUS STEVENS FOUNDATION:  
JENNY GERMANN

The Executive Director oversees the strategic direction, operations, and fundraising efforts of the Foundation in collaboration with College in order to support student needs, foster relationships with business, industry, and the community, & raise awareness about the college and the value of technical education. The Foundation also encompasses the House of Champ College Store.

Ayres Alumni House  
Phone: (717) 299-7776

DIRECTOR OF CAREER SERVICES:  
LAURIE GROVE

Directs the operations of the Career Services office, which includes the College's job site (College Central Network), internship programs, career fairs and other recruiting events.

Hartzell Building  
Phone: (717) 396-7188

DIRECTOR OF MARKETING AND COMMUNICATIONS:  
HOLLY WHITE

Oversees the marketing and public relations functions of the College including advertising, media relations, portal, website, and social media.

First Floor Mellor Building  
Phone: (717) 299-7702

DIRECTOR OF PLANNING, ASSESSMENT & ACCOUNTABILITY, AND INSTITUTIONAL RESEARCH:

DR. ADRIANNE FLACK

Directs the design, development, and management of assessment systems.

Hartzell Building  
Phone: (717) 391-3595

DIRECTOR OF EMPLOYEE ENGAGEMENT:  
HEATHER BURKY

Oversees employment and hiring, employee relations and benefits.

Ground Floor Mellor Building  
Phone: (717) 391-6935

FACILITIES AND MAINTENANCE MANAGER:

GENE DUNCAN

Oversees facilities construction, renovations and maintenance, and shipping and receiving.

Maintenance Building  
Phone: (717) 299-7782

DIRECTOR OF ACT 101 AND CARL D. PERKINS PROGRAM COORDINATOR:  
VALDIJAH AMBROSE BROWN

Oversees the Act 101 program and the Carl D. Perkins Program.  
Third Floor LRC  
Phone: (717) 391-7299

DIRECTOR OF THE ACADEMIC CENTER/DIRECTOR OF THE PRE-MAJOR PROGRAM:  
SHERI WRIGHT  
Facilitates student academic success through direct academic support; supervises academic coaches and coordinates peer tutoring and professional tutoring services.  
Third Floor LRC  
Phone: (717) 391-1375

DIRECTOR OF RESIDENCE LIFE:  
JASON KUNTZ  
Directs campus residence halls and all operations of residence life.  
Second Floor MAC  
Phone: (717) 391-7322

DIRECTOR OF THE LIBRARY:  
KATHERINE PENNAVARIA, MA, MLS  
Oversees library services, resources and staff.  
First Floor LRC  
Phone: (717) 299-7754

COUNSELING/ACCESSIBILITY COORDINATOR:

Provides students with personal, social, educational, wellness and career counseling.  
Coordinates and evaluates accessibility services for students.  
Hartzell Building  
Phone: (717) 299-7408

COUNSELOR:  
MICHELLE MARMO  
Provides students with personal, social, educational, wellness, and career counseling.  
First Floor Griscom Education Center  
Phone: (717) 391-7213

DIRECTOR OF INFORMATION TECHNOLOGY SERVICES:  
ANDREW CARSON  
Oversees information technology policies, practices and staff.  
Ground Floor Mellor Building  
Phone: (717) 391-7359

DIRECTOR OF FINANCIAL AID:  
EMILY SMOKER  
Certifies student eligibility for financial aid awards, all available financial resources to students,

and acts as the Department of Veterans Affairs Certifying Official for the College.  
Hartzell Building  
Phone: (717) 391-7206

**COLLEGE REGISTRAR:**

AMBER DUH

Assists students with course registration, course or College withdrawals, transcripts, enrollment verifications, and other services pertaining to academic records.

Hartzell Building

Phone: (717) 391-7231

**HEALTH SERVICES:**

MELISSA MESHEY, RN

Coordinates health services for students.

Brenner Building

Phone: (717) 299-7769

**DIRECTOR OF OPERATIONS, EVENTS & CUSTODIAL SERVICES DEPARTMENT:**

HECTOR PEREZ

Oversees the direction and administration of the college's facilities, custodial services, and events on campus.

Griscom Education Center

Phone: (717) 391-1357

## **VI. NONDISCRIMINATION AND HARASSMENT POLICY**

### **POLICY STATEMENT**

Thaddeus Stevens College of Technology (the College) does not discriminate in its educational programs or employment practices based on race, color, national origin, sex, sexual orientation, gender identity, disability, age (as applicable), religion, ancestry, veteran status, or any other legally protected classification. Announcement of this policy is in accordance with state and federal laws, including Title VI of the Civil Rights Act of 1964, Title IX of the Education Amendments of 1972, Sections 503 and 504 of the Rehabilitation Act of 1973, and the Americans with Disabilities Act of 1990 as amended and other applicable laws and policies.

Announcement of this policy is in accordance with the Pennsylvania Department of Education and federal laws (see above). All inquiries or reports of harassment or discrimination should contact the Diversity, Equity, and Inclusion Office (717) 391-1365 on campus, or the Equal Education Opportunity Officer, Pennsylvania Department of Education, 333 Market Street, Harrisburg, PA 17126-0333. (717) 787-1953.

The College is committed to protecting, maintaining, and encouraging both freedom of inquiry, teaching, service, and research. However, raising issues of academic freedom and freedom of



expression will not automatically excuse behavior that constitutes a violation of this Policy or the law. The College will balance the enforcement of this Policy with freedom of speech and academic freedom.

The procedures, including the grievance process, set forth in this Policy apply when an employee, student (or applicant for admission) is either a Complainant or Respondent (as the terms are defined in this Policy).

## STATEMENT OF PURPOSE

The College's Nondiscrimination Policy establishes guidelines in accordance with its obligations under federal and state nondiscrimination laws.

The purpose of this Policy provides for the orderly resolution of complaints of discrimination or harassment on the basis of race, color, ancestry or national origin, sex, sexual orientation, gender, gender identity, physical or mental disability, religion, age (as applicable), status as a protected veteran, or any other legally protected classification. Such discrimination and harassment are strictly prohibited by the College.

The purpose of this Policy is:

1. To promote an education and work environment that is free from all forms of harassment and discrimination, regardless of race, color, national origin, sex, sexual orientation, gender identity, disability, age (as applicable), religion, ancestry, veteran status, or any other legally protected classification.
2. To assure unlawful harassment or discrimination in any form is unacceptable and of particular concern to an academic community. Therefore, unlawful harassment or discrimination will not be tolerated. Those inflicting such behavior on others are subject to the full range of the College's disciplinary actions, up to and including separation from the College, in addition to any legal action that may accompany such acts.
3. Students, faculty, staff, and all who conduct business on behalf of the College are permitted to file complaints under this policy against non-students. All complaints of discrimination and harassment against students should be filed with the Diversity, Equity, and Inclusion Office.

## APPLICABILITY

This Policy applies when:

1. Any employee or student who witnesses or has been subjected to discrimination or harassment on the basis of race, color, national origin, sex, sexual orientation, gender identity, disability, age (as applicable), religion, ancestry, veteran status, or any other legally protected classification;

2. Any former employee or student who witnesses or has been subjected to discrimination or harassment on the basis race, color, national origin, sex, sexual orientation, gender identity, disability, age (as applicable), religion, ancestry, veteran status or any other legally protected classification, if the conduct took place during the time of employment or enrollment at the College;

3. Any employee or student who has knowledge of discrimination or harassment on the basis that apply to the College, against another employee or student, in order to report such offenses; and,

4. All third parties with whom the College has an educational or business relationship who witnesses or has been subjected to discrimination or harassment on the basis of race, color, national origin, sex, sexual orientation, gender identity, disability, age (as applicable), religion, ancestry, veteran status, or any other legally protected classification, and/or any other category protected that applies to the Stevens when the conduct has a reasonable connection to the College.

This Policy applies to all College programs and activities, including, but not limited to, discrimination and harassment in instruction, grading, athletics, College housing, programs and activities, and College employment when:

1. The alleged violations occur on College owned, leased, or otherwise controlled property, while participating in College-affiliated programs;
2. The alleged violations occur off campus, and the conduct impairs, interferes with, or obstructs any College activity or the mission, processes, and functions of the College;

This Policy also applies to any off-campus behavior that affects a substantial College interest. A substantial College interest is:

1. Any situation where a student's conduct may present a danger or threat to the health or safety of others;
2. Any situation that significantly impinges upon the rights, property, or achievements of others;
3. Any situation that is detrimental to the educational mission and/or interests of the College.

This policy shall not be construed or applied to restrict academic freedom, nor shall it be construed to restrict constitutionally protected expression.

## DEFINITIONS

**Complainant:** An individual making a complaint of discrimination and/or harassment.

**Respondent:** An individual who is alleged in a complaint to have violated the policy prohibiting discrimination and/or harassment.

**Discrimination:** Treating an individual differently or less favorably or engaging in conduct that denies an individual the opportunity to participate in or benefit from a College program or activity, or otherwise adversely affects a term or condition of an individual's employment, education, or living environment, because of the individual's race, color, national origin, sex, sexual orientation, gender identity, disability, age (as applicable), religion, ancestry, veteran status, or any other legally protected classification. Unlawful discrimination under any local, state, or federal law.

**Harassment:** Unwelcome verbal or physical behavior which is directed at a person based on a protected characteristic, when these behaviors are sufficiently severe and/or pervasive to have the effect of unreasonably interfering with an individual's educational experience or working conditions, by creating an intimidating, hostile, or offensive learning or working environment.

Examples of conduct that can constitute harassment if based on an individual's protected characteristic include but are not limited to:

1. Unwelcome comments or jokes about a legally protected characteristic (e.g., racial, or ethnic jokes);
2. Disparaging remarks to a person about a legally protected characteristic (e.g., negative or offensive remarks or jokes about a person's religion or religious garments);
3. Displaying negative or offensive posters or pictures about a legally protected characteristic;
4. Communications, including those conveyed in person, mail, electronically, such as by email, telephone or voicemail, text messaging, or social media or other internet use.
5. Behavior that is sufficiently serious (severe, pervasive, and objectively offensive) to effectively deny or limit a person's ability to participate in, or benefit from, the College's programs, activities, services, or opportunities;
6. Is used as a basis for, or factor in, decisions that tangibly affect that individual's education, employment, or participation in the College's activities, learning or working environment.

**Retaliation:** Actions taken against the Complainant for: reporting discrimination and harassment; filing a complaint of discrimination or harassment; or participating in, or refusing to participate in, the investigation, grievance, or other procedures of this Policy. Retaliation is also prohibited against persons who assist others in bringing a complaint of discrimination or harassment by offering advice and moral support or by giving testimony or documentary evidence in response to a complaint.

Prohibited retaliation includes conduct that may reasonably be viewed as:

1. An adverse employment action;
2. An adverse action relating to participation in an educational program;
3. Unreasonably interfering with the academic or professional career of another individual;
4. Engaging in conduct which constitutes stalking, harassment, or assault;

5. Engaging in efforts to have others engage in retaliatory behavior on one's behalf.
6. Engaging in efforts that affect or discourage a person from filing a report or complaint of discrimination or harassment or participating in an investigation or other proceedings under this Policy, or, reporting to or participating in procedures with any other local, state, or federal complaint process, such as filing a complaint with the Equal Education Opportunity Officer, Pennsylvania Department of Education.
7. Retaliation that also includes, but is not limited to, acts or words that constitute intimidation, threats, or coercion intended to pressure any individual to participate, not participate, or provide false or misleading information during any proceeding under this Policy.
8. Prohibited retaliation against a person who reasonably protests discrimination or harassment practices within the College.

The College will not charge an individual under a separate policy or Code of Conduct for conduct arising out of the same facts or circumstances reported as discrimination or harassment for purposes of interfering with non-discrimination protections. The College will attempt to keep confidential the identity of complainants, respondents, and witnesses, except as may be required by law, permitted under FERPA, or deemed necessary to carry out the non-discrimination process.

#### PROCEDURES FOR REPORTING DISCRIMINATION

Students and employees who believe that they are being harassed or discriminated against regarding any of the above, should contact one of the following:

1. **Office of Diversity Equity and Inclusion**  
**(717) 391-1365**
2. **Office of Human Resources**  
**(717) 391-6935**
3. **Vice President of Student Services**  
**(717) 299-7794**

The following procedures are intended to protect the rights of the reporting party, as well as the party whom a complaint of harassment or discrimination is reported against. Each complaint will be investigated, and appropriate action will be taken.

Reports under this policy should be brought as soon as possible after the alleged conduct occurs. Prompt reporting will enable the College to investigate the facts, determine the issues, and provide an appropriate remedy or personnel action.

## REPORTING AND FILING COMPLAINTS OF DISCRIMINATION OR HARASSMENT

Any incident of unlawful discrimination or harassment in violation of this Policy must be reported to the appropriate College official, Diversity, Equity and Inclusion, Human Resources or Vice President of Student Services. Forms and procedures for reporting these complaints of discrimination or harassment are available in each of these offices or online at the portal.

## ADDITIONAL INFORMATION ON REPORTING

**Confidential Employees:** Professional licensed counselors, health services professional, and pastoral counselors who provide health and counseling services to members of the College community are *not permitted* to report any information without the victim's permission.

**Timing:** There is no time limit for reporting prohibited conduct to the College under this Policy; however, the College's ability to respond may diminish over time, as evidence may erode, memories may fade, and Respondents may no longer be affiliated with the College.

Office for Civil Rights: In addition to the procedures in this Policy for reporting, individuals may also contact the Office for Civil Rights (OCR):

### **U.S. Department of Education**

#### **Office for Civil Rights**

Lyndon Baines Johnson Department of Education Building. 400 Maryland Avenue, SW  
Washington, DC 20202-1100

**Telephone:** (800) 421-3481

**Fax:** (202) 453-6012

**TDD:** (800) 877-8339

**Email:** [OCR@ed.gov](mailto:OCR@ed.gov)

## COLLEGE RESPONSE

Upon receiving notice of potential discrimination, harassment, or retaliation the College will promptly respond to Complainant to investigate the complaint.

The College may respond as follows:

1. In situations that require urgent attention, because of safety or other concerns, the College will take immediate administrative actions pending the outcome of the investigation.
2. In situations that do not require urgent attention, the appropriate responder, Chief Diversity, Equity and Inclusion Officer, Director of Employee Engagement or Vice President of Student Services will respond.
3. The College will follow the grievance process set forth in this Policy before the imposition of any disciplinary sanctions or other actions that are not supportive measures, against a Respondent.

4. The College must not restrict rights protected under the U.S. Constitution, including the First Amendment, Fifth Amendment, and Fourteenth Amendment, when complying with discrimination, harassment, or retaliation.
5. The College will investigate discrimination, harassment, or retaliation allegations in a Complaint, filed pursuant to this Policy.

The College should respect a Complainant's wishes with respect to whether it investigates the reported incident wherever possible unless it is determined by the College official that signing a Complaint to initiate an investigation over the wishes of the Complainant is not clearly unreasonable, considering the known circumstances.

At the time of filing a Complaint, a Complainant must be an employee, a student or attempting to participate in an education program or activity of the College to implicate the College's nondiscrimination complaint and investigation process.

#### COMPLAINT AND INVESTIGATION PROCESS

**Complaint of Discrimination or Harassment.** As explained in Section 5 above, reports of discrimination or harassment may be made by anyone, including anonymously, to the appropriate College officials (Chief Diversity, Equity and Inclusion Officer, Director of Employee Engagement, or the Vice President of Student Services). If that occurs, the College official will promptly review the allegations to determine if they may constitute discrimination or harassment in violation of this Policy that may warrant the filing of a Complaint.

A **Complaint** may be filed with the College in person, by online portal, by U.S. mail, or by electronic mail using the contact information listed in this Policy for the Chief Diversity, Equity and Inclusion Officer, Director of Employee Engagement or Vice President of Student Services. A complaint involving students should be filed with the Vice President of Student Services. A complaint involving faculty or staff should be filed with the Office of Diversity, Equity, and Inclusion. The College reserves the right to redirect complaints to what it deems to be the appropriate office or department under the circumstances.

#### NOTICE OF ALLEGATIONS

Upon receiving a Complaint, the College will complete a prompt, fair, and impartial investigation of the allegations. The College's complaint and investigation process is intended to be an equitable process. **Respondents are presumed not responsible** for the alleged conduct and no determination regarding responsibility will be made until the conclusion of the process. The investigation will be handled by an investigator(s) appointed by the College.

The Respondent and Complainant will be promptly provided with a **Notice of Allegations**. At a minimum, such Notice shall include the allegations of conduct potentially constituting discrimination or harassment, including sufficient details known at the time and with sufficient time to prepare a response before any initial interview. Such details include the identities of the parties involved in the incident, if known, the conduct allegedly constituting discrimination or

harassment, and the date and location of the alleged incident, if known. The Notice will include a statement that the Respondent is presumed not responsible for the alleged conduct and that a determination regarding responsibility will be made at the conclusion of the investigation process. The Notice will also inform the parties that they may each have an advisor of their choice, who may be, but is not required to be, an attorney, and may inspect and review evidence. The Notice will also inform the parties of any provision in the College policy that prohibits knowingly making false statements to College officials, including the Student Code of Conduct Section XII, Major Violations.

The Notice of Allegations shall be provided as soon as reasonably practicable but no more than seven (7) College Days after the receipt of a Complaint.

#### INVESTIGATION BY THE COLLEGE

An investigation shall be promptly conducted by the College, or as soon as reasonably possible, through one or more investigators who will not have a conflict of interest in the matter. The College may utilize an independent investigator when deemed appropriate and has complete discretion to do so. When investigating a Complaint (and throughout the entire investigation process), the College will:

1. Ensure that the burden of gathering evidence is on the College and not on the parties;
2. Provide an equal opportunity for the parties to present witnesses, including fact and expert witnesses, and other evidence;
3. Not restrict the ability of either party to discuss the allegations under investigation or to gather and present relevant evidence;
4. The parties will have the same opportunities to have an advisor present during any investigation proceeding, including the opportunity to be accompanied to any related meeting or proceeding by the advisor of their choice; *the advisor may not serve as a witness for the investigation and may not speak on behalf of the complainant or respondent in any meeting or investigation proceeding;*
5. Provide, to a party whose participation is invited or expected, written notice of the date, time, location, participants, and purpose of all investigative interviews, or other meetings, with sufficient time for the party to prepare to participate;
6. Prior to the completion of the investigative report, the College will invite each party to submit any supplemental written statements and evidence and the parties will be given at least seven (7) calendar days to submit said information, which the investigator will consider prior to completion of the investigative report.
7. The investigation stage of the process, ending with the issuance of the investigative report, shall be completed in no more than sixty (60) College Days, but may be extended

in intervals of fourteen (14) College Days, with written notice explaining the reason for the extension.

#### OPTIONS FOR INFORMAL RESOLUTION AFTER FORMAL COMPLAINT IS FILED

An informal resolution process may be used only when both the Complainant and Respondent voluntarily agree to participate, and only after a Complaint has been filed. If the parties elect to proceed with an offered informal resolution process, this process would be in lieu of a Formal Investigation Process. No one can be forced to go through the informal resolution process.

If an informal resolution option is offered by the College, both parties, prior to making a decision on whether to participate in the informal resolution process, will be provided with written notice describing the process and implications of participating. The notice will describe the allegations against the Respondent. It will also describe the informal resolution process, including the right of either party at any time prior to the voluntary agreement to a resolution to withdraw from the informal resolution process and require the matter to resume under the Complaint and Investigation Process.

If in a particular case expulsion is a proposed sanction, it, like all other potential outcomes, can only occur if both parties agree to it as part of resolution.

Any mediators or other individuals offered by the College to facilitate an informal resolution process will be trained, including with respect to, among other things, the definition of discrimination and harassment, how to conduct the process, and how to avoid conflicts of interest and bias in discharging their duties.

An informal resolution process shall be completed within sixty (60) College Days of the agreement of all parties to use the informal resolution process unless an extension of time is agreed to by all parties. If either party withdraws from the informal process, or no mutually agreeable resolution can be reached during the time frame for the informal resolution process, the formal investigation process shall resume. The timeframes applicable to the formal investigation process shall be put on hold during any informal resolution process and shall restart if the informal resolution process is terminated without an agreed upon resolution.

#### DISMISSAL OF FORMAL COMPLAINT

If conduct alleged in the Complaint would not constitute discrimination or harassment, even if proven or falls outside of this Policy, then the College will dismiss the Complaint with regard to that conduct for purposes of discrimination or harassment under this Policy and refer the complaint to the appropriate College official; i.e., the Offices of Diversity, Equity, and Inclusion, the Vice President of Student Services or the Office of Employee Engagement or as appropriate, to be reviewed under the Student Code of Conduct or Human Resources policies.

In addition, the College **may dismiss** a Complaint or any allegations therein, if at any time during the investigation a Complainant notifies the investigator in writing that the Complainant would like to withdraw the Complaint or any allegations therein; the Respondent is no longer



enrolled at or employed by the College; or specific circumstances prevent the College from gathering evidence sufficient to reach a determination as to the Complaint or allegations therein.

An **appeal** may be made by either party from a dismissal of a Complaint or any allegations therein within the timeframe and on any of the three grounds specified in the Appeals section of this Policy.

#### DETERMINATION OF RESPONSIBILITY

Following the investigation, the investigator shall issue a **written determination** of responsibility or non-responsibility. The written determination shall be issued as soon as reasonably practicable at the conclusion of the investigation, but not later than ten (10) College Days after the close of the investigation.

The written determination will include at minimum the following items:

1. An identification of the allegations potentially constituting discrimination or harassment;
2. A description of the procedural steps taken from the receipt of the Complaint through the determination, including any notifications to the parties, interviews with parties and witnesses, site visits and methods used to gather other evidence;
3. Findings of fact supporting the determination;
4. Conclusions regarding the application of the College's Code of Conduct to the facts in the event that the College exercises its discretion to apply any College policies and procedures not otherwise required under discrimination or harassment;
5. A statement of, and rationale for, the result as to each allegation, including a determination regarding responsibility, any disciplinary sanctions the College imposes on the Respondent, and whether remedies designed to restore or preserve equal access to the College's education program or activity will be provided by the College to the Complainant; and
6. The applicable procedures and permissible bases for the Complainant and Respondent to appeal (as described below).

#### APPEAL

Either the Complainant or the Respondent may appeal from either a (1) determination of responsibility/non-responsibility or (2) dismissal of a Complaint or any allegations therein by filing a Notice of Intent, to Appeal on the following three grounds, and no other grounds:

1. A procedural irregularity that affected the outcome of the matter;

2. New evidence that was not reasonably available at the time the determination regarding responsibility or dismissal was made, that could affect the outcome of the matter; and/or
3. The investigator had a conflict of interest or bias for or against Complainants or Respondents generally or the individual Complainant or Respondent that affected the outcome of the matter.

Any such ***Notice of Intent to Appeal*** must be filed by either party within **two (2) College Days** of the issuance of a determination regarding responsibility/non-responsibility or the dismissal of a complaint.

The Notice of Intent to Appeal must be followed **within three (3) additional College Days** by the filing of a detailed written ***“Statement of Appeal”*** identifying grounds for appeal and explaining with specificity the facts supporting the basis of the appeal.

Failure to timely file either the Notice of Intent to Appeal or the Statement of Appeal will result in the appeal being dismissed.

The College will immediately provide a copy of any Notice of Intent to Appeal and of the appealing party’s Statement of Appeal to the non-appealing party. **The non-appealing party will have five (5) College Days** from the date the appeal was sent to the party’s College email, if desired, to submit a written ***“Response to Statement of Appeal.”*** If such Response to Statement of Appeal is filed, a copy will be immediately provided by the College to the appealing party, but the appealing party shall not have the right to submit an additional statement.

Notices of Intent to Appeal, Statements of Appeal, and Responses to Statements of Appeal must be **submitted in writing to:**

**Pedro Rivera, President  
Office of the President  
Mellor Building  
Thaddeus Stevens College of Technology  
750 East King Street  
Lancaster, PA 17602**

The President or President’s designee will review the appeal, including all party submissions, and issue a written decision to all parties involved within thirty (30) College Days, or as soon as is reasonably possible, but not later than forty-five (45) days after receipt of the written Notice of Intent to Appeal.

This is the final step in the College’s Formal Complaint procedure.

## DISCIPLINARY ACTIONS

Employees and students who violate this Policy are subject to appropriate discipline by the College. If an investigation results in a finding of responsibility that this Policy has been violated, the mandatory minimum discipline is a written reprimand.

Upon the finding of a serious violation of this Policy, the College reserves the right to take disciplinary measures, up to and including, termination of employment, expulsion or suspension, removal from campus, cancellation of contract, and any other appropriate actions necessary to address the violation.

Appropriate disciplinary actions shall be taken against any person found to have participated in any acts of retaliation. Any attempt to penalize or retaliate against a person for filing a complaint or participating in the investigation of a complaint regarding a violation of this Policy will be treated as a separate and distinct violation of the Policy. Specifically:

1. A student found to have retaliated in violation of this Policy shall be subject to discipline up to, and including, suspension and/or expulsion.
2. A College employee found to have retaliated in violation of this Policy shall be subject to discipline up to, and including, termination of employment.
3. A College non-employee found to have retaliated in violation of this Policy shall be subject to measures up to, and including, exclusion from a College relationship and College grounds.
4. Persons who violate this Policy may also be subject to civil damages or criminal penalties.

## SUPPORTIVE MEASURES

Supportive measures by the College may include, but may not be limited to:

1. Providing escorts to ensure that individuals can safely move between classes and activities;
2. Where possible and as appropriate, assure that the Respondent and Complainant do not attend the same classes;
3. Moving the Complainant and/or Respondent to a different residence hall;
4. Providing counseling services for the Respondent and Complainant;
5. Providing academic support services, such as tutoring to the Respondent and Complainant.
6. The College may also provide remedies for the broad College community, including additional training and education.

## EDUCATION AND PREVENTION

Education is an essential component in the prevention and elimination of discrimination and harassment. To accomplish an adequate non-discrimination and harassment educational program, the College shall:

1. Educate members of the College community on what constitutes prohibited conduct under this Policy.
2. Inform members of the College community of this Policy and training programs to assure their implementation.

## TRAINING

The Diversity, Equity and Inclusion Officer shall oversee and coordinate training regarding discrimination and harassment prevention education.

## DISSEMINATION OF THE POLICY

A copy of this Policy shall be distributed throughout the campus and shall be published on the College's website.

## PUBLIC NOTIFICATION OF CLERY ACT STATISTICS

To the extent required by law, including the Clery Act, the College shall collect and annually report statistical information concerning discrimination and harassment reports (Hate Crimes) occurring within its jurisdiction. To promote public safety, the College will alert the campus community of incidents and developments of immediate concern.

## RESOURCES

**Information on Counseling and Victim Services:** For further information on the counseling services available to student victims of discrimination and harassment, contact:

**Counseling Services:**

**(717) 299-7408**

**Health Services:**

**(717) 299-7769**

**Employee Assistance Program:**

**(800) 692-7459**

### **Recordkeeping**

The College shall maintain for a period of seven (7) years records of:

1. Each discrimination and harassment investigation including any determination regarding responsibility and any audio or audiovisual recording or transcript, any disciplinary sanctions imposed on respondents, and any remedies provided to the complainants designed to restore or preserve equal access to the recipient's education program or activity;
2. Any appeal and the result of the appeal;
3. Any informal resolution and the results;

4. Any actions, including supportive measures, taken in response to a report or Formal Complaint of discrimination or harassment, as well as documentation of the bases for the College's conclusions and measures taken.

**Questions/Contact**

If you have questions or are concerned that the College has not met its obligation under this Policy, please contact the Diversity, Equity, and Inclusion Office.

STEVENS STUDENT/EMPLOYEE DISCRIMINATION AND HARASSMENT REPORTING FORM:

Name: \_\_\_\_\_

Local Address: \_\_\_\_\_

Work Phone: \_\_\_\_\_ Local Phone: \_\_\_\_\_ Cell Phone: \_\_\_\_\_

Date of Incident: \_\_\_\_\_ Time of Incident: \_\_\_\_\_ AM / PM

Location of Incident:

\_\_\_\_\_  
\_\_\_\_\_

Identify the name(s) of the individual(s) against whom you are submitting this complaint:

---

---

Please describe the nature of the incident, providing as much detail as possible to assist with the investigation of this complaint.

---

---

Please provide the names and contact information of any witness(es).

If additional space is required, please use an additional form, and just provide your name in the top section of the form)

Acknowledgement: By signing this form, I understand that this complaint will be investigated, and the alleged harasser(s), any witnesses, and persons of interest will be interviewed. The information provided in this Sexual Harassment Reporting Form is true and accurate to the best of my knowledge.

---

Complainant

---

Date

**Special Note:** Discrimination and Harassment forms should be submitted to the Office of Diversity, Equity, and Inclusion in the Mellor Building at: 717-391-1365.

## **VII. SAFETY INFORMATION**

### [CALL CAMPUS SECURITY IN THE EVENT OF AN EMERGENCY](#)

Security personnel can respond most quickly and will initiate emergency procedures by dispatching emergency responders and contacting the appropriate administrators. In serious medical emergencies, call 911 first, then call Campus Security.

Primary Emergency Contact Phone Numbers:

Campus Security

Griscom Education Center (24/7): (717) 391-7225

Main Campus: (717) 396-7165

### NON-EMERGENCY

When issues arise on campus that are not emergencies, the Pennsylvania State Police may be called at (717) 299-7650. Please also notify Security.

### EMERGENCY NOTIFICATION

The College has an emergency notification system, called RAVE, that can email and text information about a College emergency directly to students. On the College's portal for current students ([my.stevenscollege.edu](http://my.stevenscollege.edu)), there is an application that allows students to enter information on how they wish to be contacted in an emergency.

### HEALTH SERVICES

Health Services seeks to promote health education, prevention, and self-responsibility in the College community. All services are provided with the strictest of confidentiality. The registered nurse is available daily Monday through Friday for illness/injury evaluation, screening of medical concerns, health and wellness information, and community referrals. These services are at no charge to all students. If medical referrals are needed, they can be arranged at offsite locations.

**Important Note:** All students are required to maintain medical insurance coverage, as the College is not and cannot be held liable for medical costs resulting from an injury or illness on- or off-campus.

A confidential electronic medical record is maintained on each student at Stevens. It is important that if students take daily medications, or if there is a change to their health status, the Nurses office is notified immediately so the information can be updated on the student's health record.

All members of the Stevens community are encouraged to take advantage of the services provided by the Health Center.

#### **Health Center**

Melissa Meshey, RN  
First floor Brenner Building  
Monday – Friday 7:00 am –3:30 pm  
[meshey@stevenscollege.edu](mailto:meshey@stevenscollege.edu)  
(717) 299-7769; Fax: (717) 391-3561

#### **For Life-Threatening Emergencies**

CALL 911 FIRST, then call Campus Security at (717) 391-7225.

#### **For Urgent Situation Requiring Immediate Medical Attention**

During office hours, contact the Health Center

After office hours, contact Campus Security

### **For Non-Urgent Situations**

During regular business hours, contact Health Services after office hours, contact a Residence Advisor

### **SECURITY GUARDS**

Thaddeus Stevens College has five components to its security personnel services:

- Personnel who frequently tour all areas;
- Personnel responsible for the Main, Greenfield, Greiner, and Griscom Education Center locations;
- Personnel who frequently tour each residence hall for safety purposes;
- Personnel stationed in the MAC; and Griscom Education Center Lobby
- Personnel who conduct motor patrols between Griscom Education Center, Greenfield, Greiner, and Main Campuses.

These personnel are hired to help protect you, the campuses, and residence halls against intruders and possible damage or thefts. Be prepared to show your ID card if requested by the guard. The security personnel are under the supervision of the Vice President of Student Services.

For additional information, an Annual Security Report (ASR) and Crime Statistics brochure is available in the Office of Finance and Administration, Mellor Building, 1st Floor.

### **CRIME STATISTICS**

In accordance with the Student Right to Know, Campus Security Act, College and University Security Information Act (Act 73 of 1988) and the Campus Sex Crimes Prevention Act (CSCPA), a Crime Statistics report is available at [my.stevenscollege.edu](http://my.stevenscollege.edu) and [stevenscollege.edu](http://stevenscollege.edu) to provide both current and prospective students, faculty, and staff with information pertinent to security measures and crime statistics at Stevens.

### **CAMPUS FIRE SAFETY REPORT**

The College's Fire Safety Report, which can be accessed via the website, contains fire safety policies and procedures related to on-campus student housing and statistics for fires that occur in those facilities.

### **Fire Safety Education and Training**

All students are required to watch a Fire Safety video. In addition, all resident students are required to attend a safety workshop conducted by the residence hall director. Residence hall directors have received additional fire safety training and will share relevant information with the students regarding living in a campus residence hall.

### **Procedures For Fire Alarms**



If a fire occurs, sound the building fire alarm by pulling the bar in the red alarm box; if possible, call 911 and Security. Once a fire alarm has been sounded, evacuate the building immediately using the nearest fire exit door or stairwell. Do not use elevators because they may become inoperative. If possible, able persons should assist persons with disabilities in exiting the building. Persons with disabilities who cannot use stairs should wait until Security or firefighters arrive.

Notify Security officers or fire authorities of the location of any disabled persons remaining in the building. Also notify Security officers or firefighters if you suspect that someone may be trapped inside.

The fire alarm may not sound continuously. Even if the alarm stops, continue to evacuate. Warn others not to enter the building after the alarm stops.

Evacuate to at least 500 feet from the building and out of the way of emergency personnel. Do not return to the building until instructed to do so by Security officers or other authorized personnel.

When a fire alarm has been sounded or a fire otherwise reported to Security, the Security officer will initiate the notification procedures for contacting appropriate personnel.

### **Report That a Fire Has Occurred**

Report all fires that occur on campus to Security.

### **Fire Safety Improvements**

Regular assessments of the campus Fire Safety Report are reviewed and changes made when appropriate. Any recommendations should be reported to Security.

### **Fire Statistical Disclosure**

A report on campus fires is available on the College's website at [stevenscollege.edu](http://stevenscollege.edu).

### **Definitions in the Fire report**

**Fire:** Any instance of open flame or other burning in a place not intended to contain the burning or in an uncontrolled manner.

**Unintentional Fire:** A fire that does not involve an intentional human act to ignite or spread fire into an area where the fire should not be.

**Intentional Fire:** A fire that is ignited, or that results from a deliberate action, in circumstances where the person knows there should not be a fire.

**Undetermined Fire:** A fire for which the cause cannot be determined.

**Fire-related Injury:** Any instance in which a person is injured as a result of a fire, including an injury sustained from a natural or accidental cause, while involved in fire control, attempting rescue, or escaping from the dangers of the fire.

**Fire-related Death:** Any instance in which a person (i) is killed as a result of a fire, including death resulting from a natural or accidental cause while involved in fire control, attempting rescue, or escaping from the dangers of a fire, or (ii) dies within one year of injuries sustained as a result of the fire.

**Value of Property Damage:** The estimated value of the loss of the structure and contents, in terms of the cost of replacement in like kind and quantity.

**Fire Drill:** A supervised practice of a mandatory evacuation of a building for a fire.

## VIII. PARKING

### VEHICLE POLICY

#### Registering your vehicle

All faculty, staff and students who operate a vehicle on any of the College's campuses must register their vehicle and obtain a parking permit decal from the Office of Finance and Administration.

**Students attending the College must obtain their decal before the start of classes each academic year.** The cost of the decal is \$15, and is valid for one academic year, from the beginning of the Fall semester to the beginning of the following Fall semester. Students must renew their parking permit each Fall semester before the start of classes.

The student must display the parking permit decal on the lower left side of their vehicle's rear window at all times and must adhere to the parking regulations of the College. If car windows are tinted, the decal should be placed in a manner to make it visible from the outside rear of the car.

#### Guests

Guests of faculty, staff or students are subject to all parking regulations of the College. Campus Security might issue a temporary parking permit decal that must be displayed from the rearview mirror. Campus Security might assist the guest/visitor regarding where to park on campus.

NOTE: The Security office is located at the Griscom Education Center location's main entrance.

#### General Rules

Parking lots and decals will be assigned a color as follows:

**GREEN:** Assigned to all NEW Freshmen and Pre-Major Students. Students with a GREEN decal can park in the Clark Street lot and the MAC Lower Level lot only.

**RED:** Assigned to all other students. Students with a RED decal can park in the Alms House Lot, Naval Reserve Lot, Hartzell Lot, Schwalm Student Center Lot, MAC Lower Level Lot and Clark Street Lot.

**BLUE:** Assigned to students with a disability. Students with a BLUE decal may park in specially designated accessible spots. Should none be available, they may park in any student lot.

**Greenfield Campus Parking:** Students who attend classes at Greenfield may park at that site with any color parking decal. This includes the Transportation Center.

**Greiner Campus Parking:** Students who attend classes at Greiner may park in the lot east of the North Building (old Parks and Recreation building) or in the lot beside the North and South Buildings marked as student parking. Students are recommended to take the shuttle to and from Main Campus, on Academic Drive, next to Jones Dining Hall.

The purchase of the parking decal does not guarantee that a spot is available in the exact location, or at the exact time, the student arrives on campus. It only gives the student permission to park in any available spot in the area assigned. Lack of a legal parking space is not a valid excuse for violation of any parking regulation. Parking at the College is on a first-come, first-served basis.

Students are not permitted to park on any city street adjacent to a Stevens facility.

The absence of a “No Parking” sign does not mean that parking is allowed. Students are not allowed to park their vehicles in the Mellor and Kreider Lots.

If you incur a parking ticket, Campus Security will place the ticket under the windshield wipers of your vehicle or hand the ticket to you.

Stevens and the Commonwealth of Pennsylvania assume no responsibility or liability for loss or damage to any vehicle operating or parking on the College’s property.

The person registering the vehicle will be responsible for all parking violations of the registered vehicle.

The operator/owner of the vehicle will be responsible for all violations of an unregistered vehicle, including vehicle boot removal and towing cost.

The College reserves the right to restrict parking for special purposes at any time. In addition, students are not allowed to park in fire lanes, handicapped spaces (except with authorization), or next to trash dumpsters at any time.

Students must report the location of a disabled vehicle to Campus Security immediately. Failure to report a disabled vehicle will be considered a parking violation.

Any vehicle, disabled or otherwise, posing a hazard to the safety and security of faculty, staff and students will be towed from campus at the expense of the owner/operator.

### **Offenses and Fines**

A person is fined the specified amount when committing any of the violations listed below. NOTE: In addition to the fines described below, parking violations might result in the disabling or towing of a vehicle as specified in this section.

Parking offenses/violations that could incur a fine:

- Parking a motor vehicle anywhere except in a designated parking area
- Parking a motor vehicle in a restricted area
- Parking a motor vehicle on grass/lawn or other areas clearly not normally used for parking
- Parking a motor vehicle in a reserved handicapped space without displaying a handicapped license plate or decal
- Parking a motor vehicle on campus without displaying a valid parking permit decal
- Parking in a fire lane (the vehicle might also be towed at the owner/operator's expense)

Parking Fines:

- 1st Offense: \$10
- 2nd Offense: \$15
- 3rd Offense: \$20
- 4th Offense: \$20 fine along with boot placed on vehicle

All succeeding offenses will be considered a violation of College policy and may result in disciplinary action and an additional \$20 fine per violation.

A fee of \$25 will be charged to a student to remove a vehicle boot in addition to all previous fines.

### **Payment of Fines**

- Payment of parking fines or penalties may be made at the Business Office during normal business hours on business days. The Business Office is located on the first floor of the Mellor Building.
- Fines or penalties must be paid within five (5) business days from the date of issue.

### **Unpaid Fines or Penalties**

Fines not paid by students within five (5) business days will be administered as follows:

- The College will place a hold on all school records until the fines and penalties are paid.
- At the end of the academic year, all unpaid fines will be sent to the Attorney General's office for collection.

## **Vehicle booting**

Vehicles which have a record of the following parking violations will be ticketed and immobilized with a boot:

- Accruing four (4) or more parking violations
- Parking on campus after all parking privileges have been revoked
- Parking in a space reserved for handicapped persons without authorization
- Parking in a fire lane
- Refusing to move a vehicle when directed to do so
- Leaving a vehicle illegally parked for more than 24 hours
- Failing to properly display a parking decal

Additionally, the vehicle may be immobilized with a boot until the vehicle can be towed off-campus (for whatever reason the College deems necessary to maintain the safety and security of the faculty, staff and students).

The boot will remain on the vehicle until the following conditions are satisfied:

- The violator has paid all parking violation fines and penalties.
- The violator has registered the vehicle and has displayed a valid parking permit decal.
- The violator has paid an additional \$25 fine to cover the cost of applying the boot.

## **TOWING OF VEHICLES**

Vehicles may be towed when:

- The parked vehicle interferes with the movement of emergency vehicles or endangers the life or property of others.
- The vehicle is parked without authorization in an area reserved for handicapped persons.
- The vehicle is parked in a fire lane.
- The vehicle is parked in an area that blocks a handicap-accessible ramp.

Towing and storage charges are the responsibility of the owner and/or operator of the towed vehicle. Operators of vehicles towed from campus may result in the loss of parking privileges for a period of one semester.

THE MOST UP-TO-DATE VEHICLE & PARKING POLICY IS AVAILABLE ON THE STEVENS WEBSITE: [stevenscollege.edu/vehicle-policy/](http://stevenscollege.edu/vehicle-policy/)

## IX. ACCREDITATION & ASSESSMENT

### MIDDLE STATES COMMISSION ON HIGHER EDUCATION ACCREDITATION & ASSESSMENT

The College's monitoring of student learning outcomes has been, and will continue to be, a critical element in demonstrating our worthiness of accreditation through the Middle States Commission on Higher Education (MSCHE). Effectively meeting the Commission's seven standards for accreditation safeguards the College's ability to participate in Title IV Federal Student Aid, which allows our students to access loans and grants issued by the federal government. MSCHE accreditation also permits the transfer of Stevens's credits to other colleges, along with meeting additional criteria. Further, MSCHE accreditation satisfies employers' requirements for credentials to be earned from an accredited institution, which serves as an endorsement of the quality of education and training students receive in our programs of study. For these reasons, Stevens requests, and in some cases requires, students to participate in critical assessments and evaluations such as the following:

**Pre- and Post-Assessments:** The Office of Planning, Assessment, Accountability, and Institutional Research (PAAIR) administers the College's Pre- and Post-Assessment process. Participation in Pre- and Post-Assessment testing is required of all enrolled students. In some instances, assessment testing is also linked to sophomore-level course grades. The College uses pre- and post-assessment results to estimate student learning growth resulting from their enrollment at the College. These assessments include the following:

- National Occupational Competency Testing Institute Assessments (NOCTI): Most freshmen students enrolled in a program of study take a NOCTI *pre-test* that establishes a baseline of students' technical competencies. As students near the completion of their program, they also take a NOCTI *post-test* to illustrate academic growth over time.
- Automotive Service Excellence (ASE) Student Certification: In lieu of participating in NOCTI assessments, newly enrolled students in Automotive Technology (AUTO), Collision Repair Technology (CORT), and Diesel Technology (DETC) take ASE *pre-test* exams to establish a baseline of their technical competencies. ASE *post-test* exams evaluate and certify students' technical competencies and provide data to measure academic growth over time.
- ETS Proficiency Profile Assessment: The ETS is used to measure student learning from Stevens's general education coursework. The *pre-test* provides a baseline of all newly enrolled students' academic competencies in reading, critical thinking, writing, math, humanities, social sciences, and natural sciences. The *post-test* is used to approximate academic growth in the same areas, resulting from students' enrollment in general education courses at Stevens.
- Additional Student Learning Assessments: Some programs, such as the Water and Environmental Technology (WET) and Civil Engineering Technology, must rely on assessments other than NOCTI and ASE in measuring student learning outcomes (e.g., Department of

Environmental Protection certification exams). Student participation in these assessments is also mandatory.

**Student Course Evaluations:** The College administers a course evaluation each term, titled the Student Academic Opinion Survey (SAOS). This survey data provides instructors with critical feedback about the courses they teach and supports the College's continuous improvement efforts to refine teaching and learning practices, policies, and procedures. The identity of the respondents is confidential in the reporting of the results.

**Graduate Surveys:** The online post-graduate survey provides the College with vital career placement and starting salary information that supports us in documenting the outcomes of graduates. Postgraduate surveys are administered by the Office of Career Services one year, five years, and ten years after graduation.

**Other Data Collection Activities:** Periodically, the Office of PAAIR collaborates with other College departments to gather data to support our continuous improvement efforts. These include surveys regarding campus services (e.g., food, counseling), focus groups and surveys regarding campus climate, and other outreach activities to enable the College to assess students' needs and experiences at Stevens.

Inquiries about assessment and institutional performance metrics at Stevens may be directed to the Office of PAAIR at [assessment@stevenscollege.edu](mailto:assessment@stevenscollege.edu) or via phone at (717) 391-3595.

## **X. ADMISSION TO THE COLLEGE**

### **ADMISSIONS POLICY**

Stevens provides educational opportunities that lead to a certificate or Associate of Applied Science (AAS) degree.

Applicants must apply directly to a program of study. The College does not offer an "undecided" major or the option to pursue multiple majors simultaneously. Applicants unsure of what to study should visit the College's website for information on major options.

At a minimum, all applicants must possess a high school diploma or GED.

The College receives many applicants each year. At times, meeting the minimum requirements will not be sufficient for admission. Majors are limited in the seats provided; when a program reaches capacity, applicants will be placed on a waitlist.

### **READMISSION**

Students who have previously attended the College and would like to re-enroll must reapply with the Office of Admissions. Applicants must submit a new application for the intended year and submit the application fee if more than one year has passed since last attending Thaddeus Stevens College. Several departments will then review the applications; students may be required to complete additional steps before an enrollment decision is granted.

Current students interested in pursuing a second degree should also complete the re-admit application.

Stevens College affirms its policy of equal opportunity and non-discrimination. It makes education decisions regarding admission, re-admission, and participation in all of its educational programs or activities without discrimination based on race, color, creed or religion, sex, national origin, ancestry, age, marital status, physical or mental disabilities, military status, sexual orientation, gender-related identity, pregnancy, or other factors protected by law.

### Early Enrollment

Stevens has agreements with select school districts to offer students the opportunity to complete their senior year on our campus while simultaneously completing their first year of college-level courses. Students interested in applying for our Early Enrollment program must complete all application steps before March 1 of their Junior year of high school. Students interested in this opportunity need to complete the following steps:

1. Complete the application.
2. Provide a fee waiver.
3. Provide current high school transcript.
4. Provide one teacher and one counselor recommendation.
5. Complete the college entrance exam.

Completed applications will be reviewed in late March, and students will be notified in early April.

### APPLICATION PROCEDURE

All applicants must complete and submit the following for admission consideration at Thaddeus Stevens College:

1. Online application
  - a. The application is located at [stevenscollege.edu/apply](https://stevenscollege.edu/apply)
  - b. Applicants must be a Pennsylvania resident for a minimum of one year prior to applying. Applicants might be requested to prove residency. Active duty and military veterans, as well as their dependents, are the only exception. Students that have recently moved to Pennsylvania and wish to apply for the upcoming academic year may submit an appeal form. Contact the Dean of Enrollment Services for a Residency Appeal form: Melissa Wisniewski, [wisniewski@stevenscollege.edu](mailto:wisniewski@stevenscollege.edu)
2. Application fee or fee waiver
  - a. The \$45 application fee is non-refundable.
  - b. Fee waivers
    - i. High school waiver- For current high school students who qualify for free/reduced lunch



ii. Agency waiver- For those working with an agency that can attest to the applicant's financial situation.

a. Example agencies: Church organization, social worker, social services organization, etc.

iii. NACAC waiver- For current high school students.

3. High school transcript or GED scores

a. Please submit via one of the following methods.

i. Email- [admissions@stevenscollege.edu](mailto:admissions@stevenscollege.edu)

ii. File upload- [stevenscollege.edu/admissions-aid/apply/file-upload/](https://stevenscollege.edu/admissions-aid/apply/file-upload/)

iii. Parchment/Naviance- Submitted via your high school counselor.

iv. Mail

1.

Thaddeus Stevens College of Technology

c/o Admissions Office

750 E. King Street

Lancaster, PA 17602

After the required steps and documents are submitted, applicants will hear from the Admissions Office about the next steps in the process.

The Admissions Office will communicate updates to applicants via email and the applicant portal.

Enrollment decisions will be communicated via U.S. mail.

The following may also be submitted on behalf of an applicant but are considered optional; not submitting them will not hold up an applicant's review:

*Optional Submission*

1. SAT or ACT scores

a. Official scores from College Board required.

b. An unofficial score report from College Board may be sent to [admissions@stevenscollege.edu](mailto:admissions@stevenscollege.edu) pending receipt of official scores.

c. Benchmarks for those submitting scores:

SAT Benchmarks

	<u>Junior Year</u>	<u>Senior Year</u>
Reading/Writing	460+	480+
Math	510+	530+

ACT Benchmarks

Reading	22
Writing	18
Math	22

2. College Transcripts

a. Official transcripts should be sent to the College for review.

Acceptable submissions must come directly from the previous institution.

### 3. Accessibility Documentation

- a. To disclose a disability and obtain accommodations, please forward educational or medical documentation such as a recent 504, IEP and Evaluation, letter, or evaluation from a treatment provider to [accessibility@stevenscollege.edu](mailto:accessibility@stevenscollege.edu)
- b. Review of documentation may take several days, so submit your documentation as soon as possible.

#### OBTAINING MORE INFORMATION

Students looking for more information should visit [stevenscollege.edu](http://stevenscollege.edu) and select “Request Info” from the top bar. The Admissions team will follow up with the requested information.

The Admissions team is available via phone and email, Monday – Friday:

- Phone: (717) 299-7701 option 2
  - o Office hours: 8:00am – 4:30pm
  - o Summer hours: 8:00am – 4:00pm
- Email: [admissions@stevenscollege.edu](mailto:admissions@stevenscollege.edu)

## XI. ACADEMIC INFORMATION

#### INSTITUTIONAL LEARNING GOALS (ILG)

Goals at the program level combined with General Education goals, extra- and co-curricular goals, information literacy goals, and other goals (e.g., ethical and civil leadership personnel create institutional goals).

**Premise:** If ILGs are applied institution-wide, every student should have systematic learning opportunities to master them, regardless of which course/program choices they make.

**Purpose:** Since the ILGs align to the Stevens mission and form the basis of its assessment plan, the results will help the College gauge the degree to which it is achieving these goals and guide discussions of how it can enhance teaching and learning.

**New Institutional Learning Goals:** Utilizes the “General Education” model described in the Student Learning Assessment publication by Middle States.

- **Mastery of Content:** Students will exhibit career readiness by demonstrating the critical knowledge and skills required in professional and/or collegiate endeavors.
- **Effective Communication:** Students will read, write, speak, and listen to achieve literal and/or inferential understanding.
- **Mathematical Reasoning:** Students will apply mathematical methods and concepts to solve problems and make informed decisions.

- **Critical Thinking:** Students will build upon acquired comprehension by employing higher-order thinking skills when questioning current situations, posing an alternative, objectively resolving problems, and/or applying prior knowledge and processes to new situations.
- **Civic Engagement:** Students will develop an appreciation for the value of community through service opportunities.
- **Technological Competency:** Students will demonstrate technical knowledge and practical application.

## PRE-MAJOR PROGRAM

Students whose placement evaluation indicates a need to strengthen foundational skills associated with reading, writing, and/or math are required to successfully complete foundational/Pre-Major courses before acceptance in technical programs. Success in a Pre-Major course is indicated by earning a grade of “C” or better and achieving required entrance test scores. Pre-Major students who do not achieve successful entrance test scores may request a waiver for demonstrated academic achievement at the college level.

Pre-Major courses are calculated in the students’ overall course load and applicable in determining full-time or part-time status and meeting financial aid standards. However, credit hours earned do NOT count toward graduation credits because the courses are considered foundational. Students earn a grade point average that is based on their overall cumulative level of performance in each course. Grade point averages in Pre-Major courses remain separate from those earned in college-level courses. Pre-Major courses have a 0-level designator. Entry into the Pre-Major program is determined by the Dean of Enrollment Services.

## ADVANCED PLACEMENT

The College believes that placing students at the proper educational level will contribute to their success. Advanced placement is designed to give students credit for the learning they have acquired prior to entering Thaddeus Stevens College. Students who have acquired skills and knowledge through advanced courses in high school, vocational/technical training, military service, or life/work experience, may be eligible for advanced placement.

**Credit by Department Examination:** Students who have skills superior to those taught in a required course might qualify for this option. Students may opt to take a “final” test as a means to acquire the credit without the cost and time devoted to a redundant course. Credit by department examination is usually pursued by a traditional student, but no grade is assigned.

**Credit by Standardized Exams (AP, CLEP, Excelsior, etc.):** Students may take a nationally recognized exam for different disciplines, and gain credit at a college that recognizes the test. Credit by a standardized exam is usually pursued by a traditional student, but no grade is assigned.

**Credit for Life/Work Learning (Portfolio):** Students may prepare a portfolio of materials (training certificates, work experiences, seminars, businesses, etc.) that defend the acquisition of skills taught in a specific course. Faculty will evaluate the portfolio against the requirements

for a specific course. Credit by portfolio for life/work experience is usually pursued by a nontraditional student, and usually no grade is assigned.

**Credit for Military Training:** College credit can be assigned for specific technical training received during military service (e.g., electronics, auto mechanics). Credit for military training is usually pursued by a nontraditional student, and no grade is assigned.

**Credit for Formal Apprenticeship Training:** College credit can be assigned for the completion of a formal apprenticeship program (e.g., machinist, plumbers and pipefitters, electricians with the IBEW). Credit for formal apprenticeship is usually pursued by a nontraditional student, and no grade is assigned.

**Credit by Articulation:** Students may receive College credit for the completion of high school technical training if a formal articulation agreement exists between the high school and Thaddeus Stevens College. Credit by articulation is usually pursued by a traditional student, and no grade is assigned.

**Credit by Program of Study (POS):** Students may receive College credit for completion of a statewide program of study (POS) if the College has established such an agreement. Credit by POS is usually pursued by a traditional student, and no grade is assigned. Interested students should consult the registrar. Eligibility will be determined based upon substantial evidence of prior experience or course work. Advanced placement is then possible through testing and/or competency assessment determined by the appropriate department. Advanced credit is not used in calculating the student's cumulative grade point average (GPA). Only the course number, title, and the number of credits will be entered on the transcript. No letter grades will be shown. Up to a maximum of half the total program requirements may be granted through nontraditional credit evaluation (advanced placement or credit by exam). Credit will only be granted to full-time students in good standing after one semester. Any exceptions to this policy will be at the discretion of the Vice President for Academic Affairs.

**Credit Transfer:** Any student who desires to transfer credits to Stevens must have taken the classes at a college that is accredited by an accrediting agency recognized by the Council for Higher Education Accreditation, and must have earned a grade of "C" or higher. Students may transfer only General Education classes. All classes that are not General Education classes must be taken at Stevens. Transferred classes are re-coded with a "T" (transfer credit) in place of a merit grade. These classes do not factor into a student's GPA.

Students should request an official transcript from the college(s) where courses were taken to be sent to the Registrar's Office. The Registrar's Office will evaluate all course descriptions and reserves the right to request a syllabus and/or additional information in determining course transferability. Students will be able to see classes that have been accepted for transfer in Colleague Self-Service.

## PATHWAYS FOR CREDIT WHILE ENROLLED IN HIGH SCHOOL

Students interested in earning college level credit while attending high school have three options.

- 1) College in the High School: College level courses taught at the high school by high school teachers.
- 2) Dual Enrollment: College-level courses taught at Stevens by Stevens faculty.

\*Please note: These are only available for students enrolled at districts in which the College and the district have signed MOU on file.

## ADMINISTRATIVE DISMISSAL

Thaddeus Stevens College reserves the right to end the enrollment of any student if, in the opinion of the College, further association is not in the best interest of the student or the College.

The following may be causes for administrative dismissal:

- Neglecting to meet financial obligations
- Failing to follow College policies and procedures
- Failing to meet academic requirements
- Exhibiting persistent lack of effort or interest
- Failing to be academically honest

## ACADEMIC ADVISEMENT

The Thaddeus Stevens College faculty and staff believe that advisement is a vital ingredient in helping students succeed. Academic advisement is a faculty responsibility. Regular meetings between advisors and advisees promote better course selection resulting in less confusion at registration and give the student someone to consult for help in other educational and personal matters.

Regular meetings between student and advisor allows for more timely recognition of academic difficulties and personal problems. With the earlier recognition comes more immediate help and assistance.

## COLLEGE TRANSFER

Students who have earned college credit can sometimes transfer those credits to other colleges/universities since Stevens is accredited by Middle States. Students should contact the college/university they are interested in transferring to in order to determine what credits will transfer.

## BOOKS AND SUPPLIES

Students are required to buy assigned books and supplies. Students who receive the Thaddeus Stevens Grant will have their books loaned to them; they must return the books or pay for the

purchase of them when the course or program of study has been completed. If books are not returned, the cost will be charged to the student's account; remaining unpaid balances will be referred to a collection agency. Textbooks are available at competitive prices through the College's bookstore provider online or at the bookstore location. Prices of books and supplies vary according to each major.

## TOOLS

When students are accepted into their majors, they are expected to buy all required tools or supplies. A list of required tools is located on the College's website. These purchases must be made prior to the beginning of the fall semester and will be listed on the website under the appropriate course of study for the current semester. Students who receive the Thaddeus Stevens Grant will have their tools loaned to them.

## CREDIT VALUE AND COURSE NUMBERS

**The Semester Hour:** The credit value of courses is expressed in semester hours. Lecture courses are designed to require approximately the same number of hours of class time per week as the semester hours of credits they are assigned. Laboratory-based courses are designed to require three times the number of hours of lab time per week as the semester hours of credits they are assigned. A course that combines lecture and lab components requires a mix of these requirements based upon distribution of semester hours of credit between lecture and lab. In addition, students are expected to complete at least two hours of "out-of-class" study time each week for every credit hour.

**Course Numbers:** Each course taught at the College is identified by a code of letters and numbers (e.g., WELD 125). The three-digit numbers indicate the semester in which the student would enroll during their studies. Courses numbered 100 through 149 are usually taken in the first semester; courses numbered 150 through 199 are usually taken the second semester; courses numbered 200 through 249 are usually taken the third semester; and courses numbered 250 through 299 are usually taken the fourth semester.

## COURSE SELECTION

All academic advisors must meet with their advisees at least once during each registration period prior to selection of courses. Advisors evaluate their students' course selections to ensure that:

- Students have met prerequisites for the selected courses.
- Courses selected are among those required for the students' technical programs.
- Courses selected allow students to meet minimum requirements for graduation.

Advisors will also:

- Recommend, assuming the schedule allows, that all failed or incomplete courses can be made up prior to graduation.
- Approve or not approve, via the College portal, courses for which a student registers.
- Keep a record of all courses selected by their advisees.

## ACADEMIC FOLLOW UP

Advisees will see their academic advisor at least twice during the semester, once at the beginning of the semester and once after midterms, to review student status and register for the following semester.

**NOTE:** First-year advisees should meet with their advisors at least twice during the first six weeks of the first semester.

Advisors will evaluate advisees' progress during their meetings of the first six weeks of the first and third semesters. Failing or below-average standing elicits one of the following actions:

- Reporting substandard educational performances into the Early Warning System and to the Director of the Academic Center for tutorial referral.
- Recommending social or personal counseling for any student with issues that might be contributing to substandard academic performance.

## ACADEMIC STANDING

**Full-Time Status:** A full-time student must maintain at least twelve (12) credits during a semester.

**Part-Time Status:** Students enrolled in less than twelve (12) credits during a semester.

**Good Academic Standing:** Students must maintain all of the following:

- Earn a "C" (2.0) cumulative grade point average (GPA).
- Earn a "C" (2.0) cumulative average in their technical majors.

## ACADEMIC DISMISSAL

- The Dean of Student Success shall make decisions for academic dismissal. Decisions will be based on maintenance of full-time status, GPA, and/or student's demonstrated performance.
- Any student who has not earned a minimum 2.0 GPA at the end of a semester during which he/she is on academic probation is liable for dismissal from the College.
- Any student who fails a prerequisite course in their vocational program might be dismissed from the College.
- Any student who earns a below a 1.49 overall and/or in their major during a semester is liable for dismissal.

## ACADEMIC PROBATION

Any student who does not maintain an overall 2.0 cumulative GPA and a 2.0 cumulative GPA in their major at the end of any semester shall be placed on academic probation for the following semester. Students dismissed from the College as listed above are not eligible for probation. If the student is unsuccessful in bringing his/her GPA to a minimum of 2.0 for the semester during which he/she is on academic probation, the student is liable for dismissal.

## ACADEMIC INTEGRITY

Recognizing the importance of academic integrity to the Stevens community, the College Academic Policies and Standards Committee adopted a new Academic Integrity policy in spring



2007. The shared conviction, represented in the procedures that follow, is that academic integrity is best taught and reinforced by faculty as an element of the teaching and learning process. Only in the limited instances in which faculty believe that disciplinary, as well as academic, sanctions are called for should the process move to the Dean of Student Success. Definition and expectations: Academic integrity is the pursuit of scholarly activity in an open, honest and responsible manner. Academic integrity is a basic guiding principle for all academic activity at Stevens, and all members of the College community are expected to act in accordance with this principle. Consistent with this expectation, the College's Code of Conduct demands that students conduct themselves in a responsible manner that corresponds to acceptable and mature adult standards of behavior and complies with all College regulations and directives. All students should act with personal integrity, respect other students' dignity, rights and property, and help create and maintain an environment in which all can succeed through the fruits of their efforts.

Academic integrity includes a commitment not to engage in or tolerate acts of falsification, misrepresentation or deception. Such acts of dishonesty violate the fundamental ethical principles of the College community and compromise the worth of work completed by others. To protect the rights and maintain the trust of honest students and support appropriate behavior, faculty and administrators should regularly communicate high standards of integrity and reinforce them by taking reasonable steps to anticipate and deter acts of dishonesty in all assignments. At the beginning of each course, it is the responsibility of the instructor to provide students with a statement clarifying the application of the College academic integrity policies to that course.

Academic Honesty: Section 7324 of the Crimes and Offenses Code of Pennsylvania makes it a misdemeanor of the third degree to sell or offer for distribution any dissertation, thesis, term paper, essay, report, or other written assignment, or to sell or offer for distribution any assistance in the preparation of such assignments, for submission to an educational institution to meet the requirements for a degree, diploma, certificate, or course of study. (Assignment is defined as a written, recorded, pictorial, artistic, or other academic task. To prepare is defined as to create, write, or in any way produce in whole or substantial part any such assignment.) The law does not prohibit an educational institution or members of its faculty and staff from offering instruction or instructional services as part of its curricula or programs. Neither does the law apply to the sale of certain copyrighted materials described in Section 7324(f).

**Plagiarism:** Plagiarism is defined as one or more of the following...

- Submitting an assignment claiming to be original work but which has been wholly or partially created by someone else.
- Allowing your work to be submitted by another student as if it were that student's own original work.
- Presenting as your own the ideas (through paraphrases or summaries of research), organization, or the wording (through direct quotation) of another work without appropriate acknowledgement of the sources within the text of your work and a works-cited page done according to the standards of an accepted academic documentation system (e.g., CBE, Chicago, APA, MLA).

- Inaccurate, sloppy, or faulty documentation of sources.

**Disciplinary Sanctions:** Penalties that might be imposed include, but are not limited to, the following: Faculty may lower the grade or fail that particular assignment, lower the course grade, give a failing course grade and/or dismiss that student from the course. Additionally, Faculty may recommend further involvement from the Vice President for Academic Affairs. The Dean of Student Success might impose harsher measures within the context of the College.

### SELF-PLAGIARISM

Work done for one course may not be submitted for another course, even if the class is being repeated. Slightly altered work that has been resubmitted is also considered fraudulent. In some instances, instructors might allow some work from a prior course to be repurposed; students who wish to do this must seek approval from the instructor in advance. Under no circumstances will a complaint be considered if resubmitted work earns a different grade from the original submission.

### GRADING POLICY

Each academic year is divided into two semesters. At the end of each semester, instructors submit one grade through Canvas, the College's learning management system. All scholastic information is recorded on the student's transcript.

### GRADING SCALE

The College's grading scale is:

A	93 and above
A-	90 - 92
B+	87 - 89
B	83 - 86
B-	80 - 82
C+	77 - 79
C	73 - 76
C-	70 - 72
D+	67 - 69
D	63 - 66
D-	60 - 62
F	59 and below

Instructors are required to maintain grades and attendance according to the College's grading and attendance policy in order to allow transparency regarding student progress during the semester. Students should generally be able to individually track their progress in their classes throughout the semester in Canvas.

Instructors are encouraged to inform students when they have updated grades for assignments throughout the semester.

All grades (A, A-, B+, B, B-, C+, C, C-, D+, D, D-, F, I, W) are recorded.

The GPA is computed using the following procedure: multiply the number of credits per course by the grade point allocation, and then divide the total number of grade points by the total number of credits attempted. Transfer courses are not calculated into the GPA.

### COURSE REPEAT POLICY

**Scope of Policy:** Students may repeat a course to earn a higher or passing grade. Only the highest grade earned will be used in the GPA calculation.

**Purpose of Policy:** The purpose of this policy is to ensure that students fully comprehend the material covered in a course and to protect the academic integrity of the College.

**Definition:** The term “repeat” is applied when a student retakes a course that previously was awarded a grade, including a “W.” The first time a student attempts a course for a grade is considered the first attempt. The second time a student attempts a course for a grade is considered the second attempt and the first repeat.

**Course Repeat Policy Statement Developmental Courses:** Students who are required to successfully complete developmental coursework prior to enrolling in their desired major will be given the opportunity to repeat a developmental course once, which includes taking the course at another college or university. Students who cannot successfully pass a developmental course within two attempts will not be permitted to continue into their program of study. Students must pass developmental courses with a C or better and pass specified admissions entrance exams.

Students who obtain a B (83-86) or higher may have the requirement for passing admissions entrance exams waived. Students can appeal this policy to the Dean of Student Success if they feel they have extenuating circumstances that prevent them from adhering to the policy.

**College-level Courses:** Students may repeat college-level courses to improve a grade, including a “W.” Students may repeat a course only twice. Students unable to successfully complete courses required for the graduation requirements of their desired major should discuss alternate graduation plans with their academic advisor. Students can appeal this policy to the Dean of Student Success if they feel they have extenuating circumstances that prevent them from adhering to the policy.

### Reported Grade

A	4.0
A-	3.7
B+	3.3
B	3.0
B-	2.7
C+	2.3
C	2.0
C-	1.7

D+	1.3
D	1.0
D-	0.7
F	0.0
I	0.0 (Incomplete)
W	0.0 (Withdrawal)
WS	0.0 (Withdrawal from school)
WP	0.0 (Withdrawal from class passing)
WF	0.0 (Withdrawal from class failing)

### DEANS' LIST

A student with a GPA of 3.25 or above (and no incomplete grades) is placed on the Dean's List at the end of the semester.

At graduation, the following distinctions are granted:

- 3.95 – 4.00 summa cum laude
- 3.65 – 3.94 magna cum laude
- 3.35 – 3.64 cum laude
- 3.25 – 3.34 honors

### MIDTERM GRADES

Faculty will be required to submit midterm grades in both the fall and spring semesters.

### INCOMPLETE GRADES

If, for reasons beyond a student's control, he/she cannot complete a course within the prescribed time, the grade for that course may be deferred with the instructor's and Dean of Student Success's approval. An "I" would appear on the transcript and would not be calculated in the student's GPA. The required work needs to be completed by the end of the fourth week of the following semester.

This option is not to be used to delay inevitable failing grades. To request an incomplete grade, the student must obtain a form from their academic advisor and request the instructor's approval. If approved, the instructor must then submit the completed form to the Dean of Student Success for approval. All of this must be done before the end of the semester. In the event an "I" grade is not removed by the fourth week of the following semester, the grade is changed to an "F" unless an alternative arrangement is made with the approval of the instructor and Dean of Student Success.

### APPEAL OF ACADEMIC DISMISSAL

Upon the decision to academically dismiss a student, the Office of the Dean of Student Success will prepare written and electronic communication informing the student and College representatives of the student's dismissal. Students have five (5) working days to appeal. If an appeal is not received within this prescribed time frame, the student will be dismissed. If a student wishes to appeal an academic dismissal, the student must first submit the appeal in

writing (email is preferred) to the Dean of Student Success within five (5) business days of the date on the dismissal letter.

After the Dean of Student Success has rendered a decision, the student may appeal to the Vice President for Academic Affairs, who might choose, upon their discretion, to refer the student to an Academic Appeals Committee or to uphold the findings. If the Vice President chooses to refer the student to an Academic Appeals Committee, that committee will be made up of three full-time faculty members and two students. The Vice President will appoint one of the faculty members to chair the hearing. The members of this committee must have no vested interest in the matter under review.

The Academic Appeals Committee has the responsibility of hearing and reviewing the evidence. The hearing will take place within 72 hours following the student's request for a hearing. A verbatim record, such as a tape recording, will be made of all hearings. This record will remain the property of the College. The student may request and receive a copy of the proceedings at his/her expense. Within 24 hours of the hearing, the Committee will submit a written recommendation to the Vice President for Academic Affairs.

Within 24 hours of receiving the Committee's recommendation, the Vice President for Academic Affairs will render a decision on the case and then inform all parties, in writing, of his/her decision.

#### APPEAL OF GRADE

- If a student wishes to appeal a grade, he/she must first meet with the faculty member to discuss the grievance.
- If the student and faculty member do not come to a satisfactory agreement, the student may appeal to the Dean of Student Success.
- If the student chooses to appeal to the Dean of Student Success, a written request (which includes a brief summary of the grievance) must be submitted. The Dean of Student Success will review the appeal and make a decision within three (3) working days.
- Should the student wish to pursue the matter further, the student may appeal to the Vice President for Academic Affairs. The decision of the Vice President for Academic Affairs will be final.

#### AUDITING A COURSE

Auditing a course allows you to take a class without earning a grade or credit for the course. A student who audits a course does not officially register for it. The opportunity to audit is offered on a space-available basis with the approval of the instructor. An Audit Course form must be completed and returned to the Office of the Registrar by the last day of Add/Drop. Students already enrolled at the College and paying tuition are not required to pay additional fees. Students not currently enrolled are required to pay tuition and applicable fees. Audited courses are not reflected on the academic transcript.

**Why a Student Might Want to Audit a Course:** Since an audited course provides no credit and no grade, you can audit it for purposes of self-enrichment and academic exploration. There is no penalty when you attempt to broaden your academic base.

**How a Student Can Audit a Course:** The Audit Course form is available in the Office of the Registrar, 102 Hartzell Building. After you have completed the form with the required signature, return it to the Registrar's Office. Students must meet all prerequisites to audit a course.

### ADD/DROP PROCEDURE

Students may add/drop any General Education class through the end of the first week that classes for the semester begin. Students may obtain an add/drop form from their academic advisor or in the Registrar's Office in Hartzell 102. Students may also add/drop courses utilizing the my.stevenscollege.edu portal. Courses added/dropped during this period do not need instructor and/or advisor approval.

A student may be admitted to a new course after the first week of classes only by obtaining approval from the course instructor and their advisor. The add/drop form must be signed by both the instructor and advisor and taken to the Registrar's Office in Hartzell 102 in order to be added to the class.

### MAXIMUM CREDIT HOURS

The normal full-time course load is 19 credit hours per semester. Students who wish to enroll for more than 19 credit hours should complete the Course Overload Request form available in the Registrar's Office. Students desiring to take more than 22 credits or more than one additional course according to the College Model schedule must receive permission from the Vice President for Academic Affairs.

### CHANGE OF PROGRAM MAJOR

Students desiring to change program majors must apply to do so through the Admissions Office. Initial paperwork and discussion should be with the Director of the Academic Center. Requests will be reviewed by College staff, with final approval by the Dean of Enrollment Services.

### GENERAL EDUCATION CORE CURRICULUM

General education courses are required of all majors at Stevens . These courses support academic work within the major, enhance employment skills, and help prepare students for full, effective lives as citizens.

Students are required to successfully complete a total of twenty-five (25) general education credits for graduation. General education courses include the liberal arts and science core, and general education applied courses.

All general education courses are eligible to be taught in person, online (synchronous or asynchronous), or in hybrid format.

## Liberal Arts and Science Core

These courses emphasize theoretical concepts, critical and analytical thinking skills, and numerical and verbal literacy. Students are required to successfully complete at least eighteen (18) credits from the liberal arts and science core.

These eighteen (18) credits must include one (1) course from each of the following four (4) core areas:

Mathematics (MATH)

English (ENG)

Science (includes PHYS and BIO)

Humanities (includes SOC, ECON, HIST)

General Education Applied Courses

These courses emphasize practical application of skills. They are general in scope and content (non-major specific), support student employability, academic achievement, and student personal development.

Courses include:

Business (BUSN)

Computer Information Systems (CIS)

Health (HEAL)

Students may apply up to seven (7) general education applied course credits to graduation requirements.

Thaddeus Stevens College of Technology offers all General Education courses to be taught in person, online (synchronous or asynchronous), or in hybrid format.

**Asynchronous Online Courses:** Asynchronous online courses, delivered through a course management system allowing 24/7 access, do not require students to be online at specific times; instead, students log in regularly at their convenience to keep up with course requirements, due dates, etc. The coursework is monitored by the instructor, to provide additional support as needed. Documented attendance is required for asynchronous online courses.

**Hybrid Courses:** Hybrid courses, combining both in person classroom instruction and asynchronous online instruction, meet in the classroom regularly and are supplemented with online independent study material throughout the week. Classroom and documented online attendance are mandatory for all hybrid courses.

**Synchronous Online Courses:** Synchronous courses require students to receive instruction and interact with their professor and classmates online during regularly scheduled days and times listed for the class. Synchronous classes also include online components such as course

materials, homework, and assignments. Online attendance is required for synchronous online courses.

### COURSE SELECTION AND GRADUATION REQUIREMENTS

Students are responsible for fulfilling their graduation requirements, whether general education or technical. Academic advisors assist students in planning course selections, but the final responsibility for meeting graduation requirements rests with each student.

With an advisor's help, students should schedule and register for the required general education courses listed on their model schedules. Departures from these requirements are acceptable only if approved by the advisor and the Vice President for Academic Affairs.

### ACADEMIC YEAR/SEMESTERS

The academic year is divided into two sessions of 16 weeks: a fall and a spring semester. Summer sessions might be held from May through August for PreMajor and program courses.

### FINALS WEEK

Although finals are administered in most technical and general education courses during the last week of the semester, the regular class schedule is followed. A special final exam timetable is not instituted. Students with questions about their finals or special final projects should discuss them with the instructor of the class during the semester.

### GRADE REPORT

Throughout the term, it is now policy at Thaddeus Stevens that all instructors must regularly update grades in the my.stevenscollege.edu portal. Individual teacher policy, which is located on the syllabus, will define how often teachers will update simple and complex assignments, but students will always have access to their progress in this way.

Final semester grades are available on the College portal after the end of the marking period. The grade report shows all coursework completed by the student. To protect the confidentiality of a student's record and in compliance with federal law, no grades will be given over the phone.

### WITHHOLDING GRADES/DEGREES

The institution reserves the right to withhold a student's grades and/or degree if any tuition fees are unpaid, loans or fines are outstanding.

### ATTENDANCE

Since regular attendance is important for success at Stevens, a strict attendance policy is maintained to ensure student success. Each faculty member keeps his/her own attendance records. Students are required to comply with the attendance policy specific to each class as well as with the related stipulations cited below.



The following are recognized as legitimate excuses to miss class: death in the immediate family; hospitalization; illness verified by a doctor's excuses; College activities as approved by one of the following: Vice President of Student Services, Dean of Student Success, Vice President for Academic Affairs. Also valid: circumstances verified by a campus counselor.

Students that have two (2) unexcused absences from a course will receive a warning letter. Once a student has had five (5) unexcused absences from a course, he/she will be liable for dismissal from the class and/or the College.

For courses that meet once a week, students will receive a warning letter after one unexcused absence and are liable for dismissal after three unexcused absences.

For courses that are offered remotely, this policy will be applied in a different manner. For instruction that occurs synchronously, the attendance policy will be the same as stated above. For courses that are asynchronous or blended between synchronous or asynchronous, the attendance policy is stated below.

Faculty that notice students failing to engage, turn in work, participate in real-time instruction or who are not responding to communication will report this to the Dean of Student Success. The Dean will issue a warning letter to the student. Once a warning letter is issued and the student still fails to engage, the student will be liable for dismissal from the course and/or the College. The College will attempt to communicate with the student and provide resources and support needed to avoid dismissal.

## GRADUATION REQUIREMENTS

An Associate of Applied Science degree or a Certificate for a one-year program will be awarded upon the successful completion of the required number of credits from an approved degree-granting technical program. The General Education course distribution requirements are for the student to take nine courses in each of five subject areas: English, math, science, humanities, and health.

Failure in any course must be remedied by taking and successfully passing an approved related course at any accredited postsecondary institution, including Stevens, and having the results of the course officially recorded on the student's transcript.

**The student must earn at least a 2.0 cumulative GPA overall. The student must also earn a 2.0 cumulative GPA in his/her technical major.**

The student must have fulfilled all financial and contractual obligations with Stevens to receive a degree.

Degrees are awarded three times a year, at the conclusion of the fall semester, spring semester and Summer semester.

## OCCUPATIONAL ADVISORY COMMITTEES

Because of the technical nature of the programs at Thaddeus Stevens College, advisory committees undertake an essential role in technical program review and development, equipment purchases, student recruitment, and student job placement. Advisory committees gather at least twice a year; minutes of these meetings are kept on file in the Office of College Advancement. Members of advisory committees include instructors, administrators, business owners, professional and technical employees, and representatives of industry and labor.

## WITHDRAWAL PROCEDURE

**Procedures to withdraw from a class:** Students may withdraw from a class between the beginning of the second week and the 14th week of a semester. Students will receive a “W” grade that will appear on the transcript but will not impact their GPA. Failure to follow the steps below could result in still being charged for the semester in which the student was enrolled but did not attend.

Students should meet with their advisors for consultation concerning the effect(s) withdrawing will have on their continued studies and transcript records. Students should return any materials or properties of the College that they may have in their possession to the appropriate parties, to avoid being billed for those items.

Students who earn an “F” for cheating in a course may not withdraw from that course.

Procedures for withdrawal from the College:

A counselor can assist the student with developing alternative plans to remain enrolled, as well as help the student to understand how withdrawing may affect future educational plans, financial aid etc. All students who wish to withdraw from the College must follow these steps:

- The student must complete the College Withdrawal form. This form can be obtained on the College portal or from the Registrar’s Office located in Hartzell 102.
- The student must visit all College offices with which he/she has outstanding obligations as outlined on the Withdrawal form. The appropriate representative will sign the form, indicating the student has met any obligations.
- Resident students are required to notify their Residence Hall Advisor (RHA) of their departure. The room key should be given to their RHA. If the student’s RHA is not available, the room key should be given to the Director for Residence Life or the Vice President of Student Services, and the student must vacate the campus by 4:30pm the day following the notification of withdrawal. (NOTE: In some instances, students will be asked to depart the evening of notification of withdrawal or perhaps immediately.)
- After all required signatures are obtained, withdrawal forms must be returned to the Registrar’s Office in Hartzell 102 in order for the withdrawal process to be completed.

## **XII. FERPA (Family Educational Rights and Privacy Act)**

The Family Educational Rights and Privacy Act of 1974 (FERPA) restricts the ability of Thaddeus Stevens College of Technology from releasing student information (including financial and academic records) to anyone who has not been authorized by the student. This means that a student must authorize their parent or any other third party to speak with College personnel about non-medical issues relating to their attendance at Stevens before College personnel can speak with them.

The College may disclose, without consent, "directory" information to a third party. Directory information includes:

- Name
- Address
- Email address
- Telephone number
- Date and place of birth
- Major field of study
- Dates of attendance
- Full-time/Part-time status
- Class level
- Enrollment status (graduate/undergraduate)
- Participation in officially recognized activities and sports (including weight and height of members of athletic teams)
- Degrees, honors, and awards received

Eligible students may withhold directory information by notifying the Dean of Enrollment Services in writing within two weeks after the first day of classes of the semester they start at the College. Requests for nondisclosure will be honored by the College for one academic year only and must be filed annually in the Registrar's Office.

College officials with legitimate educational interest can access student records without student consent.

### **Student Rights Under FERPA**

FERPA affords you, the student, the following rights with respect to your education records:

- The right to inspect and review your education records within 45 days from the date the College receives the access request.
- The right to request the amendment of your education records that you believe are inaccurate, misleading, or otherwise in violation of your privacy rights under FERPA.
- The right to provide written consent before the College discloses personally identifiable information from your education records, except to the extent that FERPA authorizes disclosure without consent.

Additional information regarding the Family Educational Rights and Privacy Act can be found on the U.S. Department of Education website.

### **Submitting FERPA Permissions**

Via [my.stevenscollege.edu](http://my.stevenscollege.edu), you can assign permissions for specific individuals to have access to your financial and educational information using the electronic FERPA submission form.

Steps to Submit:

- Log in and select the “Student Services” tab at the top of the page
- On the left side of the page, choose “Student Forms Center”
- In the drop-down menu, choose “Required Student Forms”
  - \*You must be logged in to submit any forms through the portal.

If you have previously submitted permissions and need to make changes or add/remove anyone, please contact the Registrar at [registrar@stevenscollege.edu](mailto:registrar@stevenscollege.edu)

## **XIII. FINANCIAL AID**

Office Location: Hartzell 102

Phone: (717) 391-3510

Email: [financialaid@stevenscollege.edu](mailto:financialaid@stevenscollege.edu)

Financial aid resources are available to eligible students attending Stevens . These resources can include federal grants, Pennsylvania State Grant and Special Programs, employment programs, federal loans and private education loans, internal and external scholarships, and Department of Veterans Affairs education benefits.

To be considered for state and federal aid resources, students must complete the Free Application for Federal Student Aid (FAFSA) each year. The FAFSA is available beginning October 1. To be considered for all types of aid, the College’s priority deadline to receive the FAFSA is April 1. To be considered for a state grant, the FAFSA must be filed prior to May 1.

The amount of financial assistance a student receives is determined by the student’s financial need, according to the following formula:

Cost of Attendance – Expected Family Contribution (EFC) = Financial Need

Cost of Attendance (COA) is calculated by academic year, based on full-time enrollment. A student’s aggregate need-based aid cannot exceed their financial need.

### **TYPES OF AID AVAILABLE**

**Federal Pell Grant:** Federal Pell Grants are determined by the Department of Education based upon demonstrated financial need and full- or part-time enrollment at Stevens. To apply for a

Federal Pell Grant, students must complete the FAFSA. The College's priority deadline is April 1 of each year. After the College receives the FAFSA and the student has received an offer of admission, the Office of Financial Aid will begin to process the application to ensure everything was completed accurately.

#### Eligibility Requirements:

- The U.S. Department of Education determines the student's eligibility from information gathered on the FAFSA application.
- Meet Satisfactory Academic Progress (SAP) standards.
- Awards depend on financial need and enrollment status.
- Funds are disbursed via EFT to students' accounts each semester.

**Federal Supplemental Educational Opportunity Grant (FSEOG):** Federal grant funds awarded to our neediest students who complete the FAFSA application early. To be considered students must meet the following criteria:

- Federal Pell grant eligibility based on FAFSA.
- Meet Satisfactory Academic Progress (SAP)
- Awarded to students who complete the FAFSA in October of the previous year.
- Preference is given to resident students.
- Awards are generally \$3,000 per year, until funds are exhausted.
- Funds are disbursed via EFT to students' accounts each semester.

**Pennsylvania State Grant:** The Commonwealth of Pennsylvania awards grants to state residents pursuing postsecondary degrees, including associate degrees. The Pennsylvania Higher Education Assistance Agency (PHEAA) may contact the student via mail or email requesting additional information to determine eligibility. The Pennsylvania State Grant award will be re-evaluated each year on the basis of continued need, academic progress, and to ensure students are taking at least six credits per semester. Remedial credits might be eligible, depending on how many college-level credits the student is taking.

To be eligible for a PA State Grant, students must:

- Complete the FAFSA by May 1 of each year.
- Create an account at [www.PHEAA.org](http://www.PHEAA.org) to track Pennsylvania State Grant eligibility.
- Graduate from a Pennsylvania high school.
- Be a Pennsylvania resident.
- Be enrolled at least half-time (6 credits).
- Be enrolled in a two-year program.
- Make satisfactory academic progress (as defined by PHEAA).

#### **Special Programs through the Pennsylvania Higher Education Assistance Agency (PHEAA):**

**Pennsylvania Partnerships for Access to Higher Education (PATH):** Students awarded a scholarship or grant by a PHEAA PATH (Partnerships for Access to Higher Education) Program Partner may be eligible for additional aid.

**Chafee Education and Training Grant (CHAFEE ETG):** This federally funded program offers grants to Pennsylvania undergraduate students aging out of foster care who are attending an eligible postsecondary institution.

**Pennsylvania National Guard Educational Assistance Program (EAP) and Pennsylvania National Guard Military Family Education Program (MFEP):** Together with the Pennsylvania Department of Military and Veterans Affairs, PHEAA administers this tuition assistance program for students and dependents (spouses and children) of Pennsylvania National Guard Members who enter into a service commitment with the Guard for six (6) years.

**Pennsylvania Fostering Independence Tuition Waiver (FosterEd):** This program provides a waiver for tuition and mandatory fees charged by most postsecondary institutions in the Commonwealth for youth who are, or were, in foster care.

This waiver applies only to charges that remain after all other gift aid (e.g., federal, state, and other scholarships or grants) have been applied to the student's account.

Contact at Stevens:  
Emily Smoker  
Director of Financial Aid  
Phone: (717) 391-7206  
Email: smoker@stevenscollege.edu

**Thaddeus Stevens Grant:** The Thaddeus Stevens Grant assists those students who are eligible to receive a Federal Pell Grant. To be eligible for the Thaddeus Stevens Grant students must:

- Have their FAFSA processed by May 1st. Late applicants may receive a reduced award.
- Have completed all required paperwork with the Office of Financial Aid.
- Meet Satisfactory Academic Progress (SAP) standards.
- Be enrolled in twelve (12) or more credits and working towards degree requirements. In some cases, students that are taking fewer than 12 credits but are taking a full load of their program courses according to the model schedule and have fulfilled all general education requirements may be eligible on a prorated basis.
- Have completed all Pennsylvania State Grant paperwork.

Pell Grant eligibility is determined by the FAFSA.

**The Stevens Grant covers:**

- Remaining costs after Pell and Pennsylvania State grants, outside scholarships, and Expected Family Contribution (EFC) as determined by the FAFSA are taken into consideration.
- If the EFC is greater than zero, students are responsible for the amount of the EFC.
- A student loan will be awarded as an option to cover all or a portion of the EFC.
- Costs can include: tuition, fees, housing and meal plan (seven-day meal plan for resident students and five-day meal plan for commuter and off-campus students).
- Textbooks and tools will be lent to students. All books must be returned at the end of each semester.
- If a student withdraws or is dismissed prior to graduation they must return their tools or be charged a replacement fee.

**Length of time:**

- Four semester maximum
- Pre-Majors may receive the grant for six (6) semesters

**Maintaining Eligibility:**

- Continuous full-time enrollment
- Maintain a 2.0 GPA
- Uphold the College's Code of Conduct

Students are eligible for a Federal Pell Grant each semester

**Iraq and Afghanistan Service Grant:** If a parent was a member of the U.S. Armed Forces and died as a result of military service performed in Iraq or Afghanistan after the events of 9/11 or if a parent was a public safety officer and died as a result of active service in the line of duty, the student might be eligible for additional Federal Pell Grant funds if, at the time of the parent's or guardian's death, he/she was less than 24 years of age or enrolled in college or career school at least part-time.

If a student meets these requirements and is eligible to receive a Federal Pell Grant, the eligibility will be recalculated as if the Expected Family Contribution (EFC) were zero. Payments are adjusted if the student is enrolled less than full-time.

If the student meets the requirements above but is not eligible to receive a Federal Pell Grant due to the EFC being too high, the student might be able to get an Iraq and Afghanistan Service Grant.

**Federal Direct Subsidized Loan:** This loan is awarded to students with financial need. The U.S Department of Education pays the interest on the loan while the student is in school.

- Loans where the first disbursement is made on or after October 1, 2020 and before October 1, 2024 will have a fee of 1.057%.
- Fixed interest rate of 5.50% for the loans disbursed on or after July 1, 2023 and before July 1, 2024.

**Federal Direct Unsubsidized Loan:** Interest accumulates on this loan while students are in school. It is also a non-need-based loan.

- Loans where the first disbursement is made on or after October 1, 2020 and before October 1, 2023 will have a fee of 1.057%.
- Fixed interest rate of 4.99% for the loans disbursed on or after July 1, 2022 and before July 1, 2023.

**Grade-Level Advancement Policy for Direct Loan Consideration:** Students who have completed less than 30 credits are considered freshman-level students, and are eligible to borrow up to \$5,500 as a dependent student or up to \$9,500 as an independent student.

Students who have completed 30 or more credits, and are no longer in an active Pre-Major status, are considered sophomore level students, and are eligible to borrow up to \$6,500 as a dependent student or up to \$10,500 as an independent student.

**Parent Plus Loan:** Parents may qualify for a Federal Direct PLUS Loan to help pay for a student's college expenses. This loan enables the parent to borrow up to an amount equal to the total cost of attending Stevens, minus any other financial aid received.

- Loans where the first disbursement is made on or after October 1, 2020 and before October 1, 2024, will have a fee of 4.228%.
- Fixed interest rate of 8.05% for the loans disbursed after July 1, 2023 and before July 1, 2024.

**Alternative Loans:** If additional funds are needed after all federal and institutional aid has been awarded, the student or parent may apply for an alternative student loan. These loans typically require a co-signer and are from a private lending institution.

- Fixed or variable interest rates
- Variable fees
- Several programs are available for consideration. Loan terms vary, so students will want to be a conscientious consumer and review multiple loan options.

## VETERAN EDUCATION BENEFITS

All full-time programs at Stevens are approved for veterans. If eligible for education benefits as a veteran or as a child of a deceased or disabled veteran, the student should adhere to the following procedures to ensure receipt of benefits in a timely manner:



- Contact the local VA office, discuss school plans with them, and obtain an application for benefits.
- Provide VA Certifying Official at Thaddeus Stevens College with Certification of Eligibility (COE) and a copy of the Member DD214, if applicable.

Once the student has registered for classes, the College will certify enrollment to the Department of Veterans Affairs.

#### Apply for Department of Veterans Affairs Education Benefits

If the student is awarded Post-9/11 GI Bill® education benefits, the GI Bill® Statement of Benefits will show how much of the benefits have been used and how much is remaining to use for education or training.

#### Determining Eligibility

To determine eligibility, students must submit a copy of their Certificate of Eligibility (COE) or Statement of Benefits to the Department of Veterans Affairs Certifying Official via email, fax, mail, or in person. This document is available approximately 30 days after applying for education benefits with VA. The Statement of Benefits can be accepted if a Certificate of Eligibility is unavailable.

Students must also submit a copy of their Member 4 DD214, if applicable.

Note: GI Bill® is a registered trademark of the U.S. Department of Veterans Affairs (VA). More information about education benefits offered by VA is available at the VA website.

#### School-Certified Benefit Programs

- CHAPTER 30 - MONTGOMERY GI BILL® ACTIVE DUTY
- CHAPTER 31 - VETERAN READINESS & EMPLOYMENT (VR&E)
- CHAPTER 33 - POST 9/11 GI BILL®
- CHAPTER 35 - SURVIVORS & DEPENDENTS EDUCATIONAL ASSISTANCE
- CHAPTER 1606 MONTGOMERY GI BILL - SELECTED RESERVE (MGIB-SR)
- Federal Tuition Assistance (TA)

#### Federal and State Benefits Programs

The application for the following programs can be found at [www.pheaa.org](http://www.pheaa.org).

- EDUCATIONAL ASSISTANCE PROGRAM (EAP)
- MILITARY FAMILY EDUCATION PROGRAM (MFEP)

#### Previous Education/Training

Appropriate credit is given for comparable previous education and training and the training period shortened accordingly. Further information is available through the Registrar's Office.

#### TUITION REFUNDS/CREDITS WHEN CALLED TO ACTIVE DUTY

Whenever students, as members of the Pennsylvania National Guard or reserve component of the Armed Forces of the United States, are called or ordered to active duty, a leave of absence from the College will be granted. The students, when released from active duty, are entitled to and restored to the educational status previously attained without any loss of credits earned. The College will refund tuition and fees paid or credit the tuition and fees to the next semester or term after termination of military leave at the decision of the student.

The College will give students the option of a 100% refund of tuition and fees or a credit for the next semester's tuition and fees. If students take a refund and return, the refund shall be at the existing rate.

#### REFUND TO FEDERAL PROGRAMS WHEN A STUDENT WITHDRAWS

The Higher Education Amendments of 1998 (Public Law 105-244) creates a formula to determine the amount of Federal Student Aid (FSA) Funds a student has earned when he/she ceases attendance without finishing the payment period (semester) for which the funds were awarded.

The Office of Financial Aid is notified of the withdrawal date by the Registrar's Office. The Office of Financial Aid is required to recalculate the Title IV financial aid award on a prorated basis for the amount of time the student attended classes. The student's withdrawal date is determined by when the College receives the school withdrawal form, the student is dismissed from the College, or the College determines the student is no longer attending. Exception: For veterans receiving veteran's benefits, the withdrawal date is the last date of attendance or date of the last documented academically related activity.

If a student attends through 60% of the semester, the student is eligible to keep 100% of their aid for the payment period.

The Office of Financial Aid will return any funds to the Federal aid program or generate a post-withdrawal disbursement based on the Return to Title IV calculation.

The Office of Financial Aid will notify students by letter of the results of the calculation and the Business Office will notify a student if a balance is due to the College.

What aid is included in the calculation?

Title IV Funds refers to the federal financial aid programs authorized under the Higher Education Act of 1965 (as amended) and includes Federal Direct Subsidized and Unsubsidized Loans, Federal Parent Loans to Undergraduate Students (PLUS), Federal Pell Grants, and Federal Supplemental Educational Opportunity Grant (FSEOG).

The awards will be returned in the following order:

- 1) Federal Direct Unsubsidized Loan
- 2) Federal Direct Subsidized Loan
- 3) Federal Parent Loans to Undergraduate Students (PLUS)
- 4) Federal Pell Grant
- 5) Federal Supplemental Educational Opportunity Grant (FSEOG)

Pennsylvania State Grant and private loan refunds will be calculated according to the institutional refund policy, and appropriate amounts will be returned to PHEAA or the loan lender.

#### POST-WITHDRAWAL DISBURSEMENT

If the total amount of Title IV funds that the student earned is greater than the total amount of Title IV funds disbursed to the student, as of the date the institution determined the student withdrew, the difference between these amounts will be treated as a post-withdrawal disbursement.

If a student is eligible for a post-withdrawal disbursement, the Office Financial Aid will award Title IV funds. The post-withdrawal disbursements are to be made from available grant funds before available loan funds. The Office of Financial Aid will credit any outstanding account charges with all or a portion of any grant or loan funds that make up the post-withdrawal disbursement. The Office of Financial Aid will disburse directly to the student any amount of a post-withdrawal disbursement of grant funds not credited to the student's account, within 45 days after the institution determined that the student withdrew. In the case of Parent Loans to Undergraduate Students post-withdrawal disbursements, the funds will be disbursed directly to the parent, not the student.

Post-withdrawal disbursements of Title IV loan funds will be disbursed only after the College has obtained the student's and/or parent's confirmation (for Parent Loans to Undergraduate Students) that the student still wishes to have the loan funds disbursed. The Office of Financial Aid complies with this section of the Federal Register by requiring the student and/or parent to provide written confirmation that the student wishes to have the post-withdrawal loan funds disbursed.

#### SATISFACTORY ACADEMIC PROGRESS (SAP)

Students attending Stevens who wish to maintain financial aid eligibility must be in good academic standing and making satisfactory academic progress (SAP) in their degree or certificate program, in addition to meeting other eligibility criteria. SAP will be reviewed at the end of each fall and spring semesters, after grades are posted. If a grade change should occur after this process, the student's progress will be re-evaluated.

Students who fail to make progress will first be placed on financial aid warning for SAP. Students who fail to make progress after a semester they are on warning will become ineligible for future financial aid until they have met the SAP requirements. Students may appeal SAP ineligibility.

If an appeal is granted, the student will be placed on financial aid probation for SAP. Any student who fails to meet the requirements of SAP while on probation will become ineligible for financial aid until they have met all SAP requirements. This cannot be appealed.

SAP Requirements for Title IV Funding:

- Quality of Progress - “Good Academic Standing”
- Students requesting aid must maintain a 2.0 GPA. This requirement includes Pre-Major coursework.
- If a student falls below the required 2.0 GPA they will be placed on financial aid warning for the following semester in which they must bring their GPA up to the required 2.0.
- If a student fails to meet the requirements during the warning period they will lose their financial aid until they have met the GPA requirement.
- Quantity of Progress - “Pace of Unit Completion”
- Students must complete at least two-thirds (67%) of all units in which they originally enroll, starting from the time of first attendance in their program.

For example: A first-term student who originally enrolls in 9 units, withdraws from 3 units, and successfully completes the remaining 6 units, would meet the quantitative measure requirement since the student did pass at least two-thirds (67%) of the units in which he/she originally enrolled.

Students requesting aid must make progress toward a degree or certificate as follows:

Full-time: 12 units per term and/or 24 units per year (complete average of 8 per term)

$\frac{3}{4}$  time: 9 units per term and/or 18 units per year (complete average of 6 per term)

$\frac{1}{2}$  time: 6 units per term and/or 12 units per year (complete average of 4 per term)

These grades are considered to demonstrate satisfactory course completion: A, B, C, D, T and P.

These grades do not demonstrate successful course completion: F, I, NP, W, WIP, WF and WP.

Incomplete grades will not count toward pace of unit completion in the term in which they are received but will be evaluated the following term.

If a student falls below the cumulative minimum 67%, he/she will be placed on financial aid warning, such students will be given the following term (semester) in which to raise their pace of unit completion above the required 67%.

If a student fails to meet the requirements during the warning period, he/she will lose financial aid eligibility until they have met the requirements.

Transfer credits will be counted as successful completion in the pace calculation, but do not count in the GPA calculation.

Repeat courses will count as attempted each time they are part of an enrollment. They will count as completed the first time a satisfactory grade is earned for that course.

- Quantity of Progress - "Maximum Time Frame"
- Students must finish their academic program within 150% of the published length of the program.

For example, a student in a 61-credit hour Associate Degree program should be able to earn the degree taking no more than 92 credits.

**Appeals:** Students have the right to appeal. This may be done by completing an appeal form and submitting it to the Office of Financial Aid. A committee will review cases on an individual basis to determine if mitigating circumstances are responsible for poor progress.

Mitigating circumstances may include but are not limited to: a) illness or injury of the student; b) death of a close family member; or c) other unforeseen extenuating circumstances. All circumstances must be documented. Students will be informed in writing of the appeal outcome.

If a student's 150% appeal is granted, he/she will be given an academic plan. That plan will outline what the student must do to regain SAP. Failure to adhere to the academic plan will result in the student becoming ineligible for financial aid in future semesters until SAP is met.

## **XIV. TUITION AND RELATED COSTS**

Thaddeus Stevens College reserves the right to change the tuition and other costs/fees as required. Contact the Office of Admissions for the latest figures.

Tuition and related fees are determined by the Thaddeus Stevens College of Technology Board of Trustees.

Students not fulfilling contractual obligations will not be allowed to continue the following semester. Contractual obligations include charges for outstanding fines, residence hall charges, charges for damaged or lost property belonging to the College, bookstore obligations, and payment of tuition, housing and/or meals.

<b>Semester Rates</b>	
Tuition - Full-Time (12+ Credits)	\$4,500
Tuition - 1 Year Pre-Major Program	\$4,500
Housing (Double Room)	\$3,000
Housing (Single Room)	\$3,500
5-Day Meal Plan	\$1,850
7-Day Meal Plan	\$2,335
Activity Fee	\$25
<b>Summer Session Rates</b>	
Tuition - Charged per Credit	\$308
Housing	\$735

5-Day Meal Plan	\$545
7-Day Meal Plan	\$685
<b>PER MEAL CHARGE</b>	
Breakfast	\$4.20
Lunch	\$8.55
Dinner	\$8.75
<b>PER CREDIT CHARGE</b>	
Cost Per Credit	\$308
<b>OPTIONAL FEES</b>	
Parking Permit Fee (annual fee)	\$15
Cable TV Fee (per year)	NO COST
Telephone Service	NO COST

Computer Network Service	NO COST
<b>FINES</b>	
Parking (First Offense - see Manual)	\$10
<b>ASSESSED FEES</b>	
Bounced Check Fee (plus bank fees)	\$33
Transcript Fee (first two free)	\$4
ID Card Replacement	\$5

The Business Office will bill students for all damages to, or loss of, College property as the damages or losses occur, as well as at the end of the academic year. Students are responsible for paying these charges within thirty (30) days from the date of the billing. The Business Office will assess a late payment fee of \$50 per month against any student with a delinquent balance.

The College will seal all student records until claims for damages and/or loss of school property are settled. Students with delinquent accounts will not receive grades, transcripts, or degrees until they pay their outstanding balance in its entirety. Furthermore, the College will turn all delinquent accounts over to the Attorney General's Office for collection.

Stevens will not impose any penalty, including the assessment of late fees, the denial of access to classes, libraries, or other institutional facilities, or the requirement that a covered individual borrow additional funds, on any covered individual because of the individuals' inability to meet his/her financial obligation to the institution due to the delayed disbursement funding from the Department of Veterans Affairs under Chapter 31 or 33.



**Tuition Payment Plan:** Students may pay their tuition in its entirety by the beginning of the fall/spring term or in three (3) equal installments as follows: approximately one (1) month prior to the start of the semester at registration, or, in the case of the spring semester, on or before the first class day one month after registration, with the final spring payment due one (1) month after the first class day.

To be eligible for the payment plan, the student must make the first payment on time. Exceptions to this will be granted only by the Vice President for Finance and Administration.

## **XV. CODE OF CONDUCT**

In keeping with the principles of our founder, Thaddeus Stevens, the College is committed to a Code of Conduct that provides individuals with educational opportunities and promotes common respect for all people. The Code expressly expects all members of the Stevens community to conduct themselves in a manner which promotes the integrity and legacy of Thaddeus Stevens, and to refrain from behaviors, actions and language meant to demean, harass, or otherwise cause harm to another person. The College seeks to create an inclusive environment consisting of sensitivity, understanding, and an appreciation for the value diversity brings to Stevens. In this vein, the Stevens community should understand that racial and other slurs, even within the affected group, are not acceptable and will not be tolerated.

In order to ensure a safe educational environment, Stevens adheres also to a strict Code of Conduct with respect to behavior, attendance, and dress, as well as to drug and alcohol use. The College believes that properly preparing its students for workforce safety requires that high standards be maintained in all areas of the campuses, inclusive of the classroom, student organizations and athletic programs.

In keeping with this belief, students are expected to use appropriate language and to dress suitably while in class, while in the dining hall, and while representing the College in other settings on and off campus. Additionally, it is expected that College property will be treated with proper respect.

Students are held responsible for knowing College Rules and Regulations and are further held accountable for conduct violations. This Code is in effect for all members of the Stevens community. A Due Process procedure is in place for students who believe that disciplinary action taken against them is not consistent with established rules and regulations.

Students are accountable for violations of local, state, and federal laws which may result in legal and/or punitive action by authorities outside of the Stevens campuses.

The College expects that students will behave with courtesy and respect toward all campus personnel, fellow students, and visitors, so as to value each member, guest, and prospective member of the Stevens community. The College also expects all clubs, sports teams, and organizations to adhere to the Code of Conduct. Sanctions can be imposed for any violations of the Code of Conduct.

## VIOLATIONS OF THE CODE OF CONDUCT

Below is a list of some of the violations broken down into minor and major violations. This is not an exhaustive list of violations to the College's Code of Conduct.

MINOR VIOLATIONS (In some instances, more serious situations may fall under the category of major violations.)

- Creating, participating in, or being present during a disturbance (e.g., noise pollution).
- Parking violations (could become a major violation if chronic).
- Failure to satisfy contractual obligations (e.g., proper room care)
- Smoking in unauthorized areas.
- Littering on campus.
- Violating any of the visitation policies with individuals over 18 years of age.
- Possessing or burning of incense.
- Possessing any forms of ammunition (e.g., BB's, pellets, or pistol/rifle rounds).
- Gambling of any kind.
- Possessing a toy or replica weapon.
- Running a business within the residence hall. The use of College facilities, including any residence hall room or common area, for personal or commercial profit, is strictly prohibited.
- Violating any published rules, policies, or procedures will subject you to disciplinary action.

## MAJOR VIOLATIONS

- Forging, altering, taking possession of duplicates, or using documents, records, keys, or identification without consent or authorization of appropriate College officials; includes falsifying or misrepresenting information to a College official.
- Destroying, damaging, or misusing Commonwealth property or property belonging to other individuals.
- Tampering with safety equipment, including security cameras.
- Stealing Commonwealth or private property and/or services.
- Possessing, using, or selling alcoholic beverages. On-campus alcohol possession and/or use by students, regardless of age, is in direct violation of the College's Code of Conduct (additional information follows).
- Entering and/or using a campus facility without authorization.
- Violation of civil or criminal law with respect to on-campus violations.
- Assaulting and/or physically confronting a second party.
- Violating campus safety and motor vehicle policies and/or rules.
- Harassment, stalking, ridicule, and other forms of written, verbal, or physical intimidation are prohibited. Disciplinary action will be taken by the College when the conduct is (i) severe or pervasive such that it substantially disrupts or interferes with a student's

educational experience, (ii) a true threat of harm, (iii) non-expressive, physically harassing conduct, or (iv) otherwise violates applicable law. This includes in-person conduct as well as conduct through use of social media/internet.

- Sexual Assault (additional information follows)
- Sexual Harassment (additional information follows)
- Domestic Violence (additional information follows)
- Dating Violence (additional information follows)
- Stalking (additional information follows)
- Unauthorized possession of firearms, other weapons, explosives, and/or chemicals which includes but is not limited to: guns (inclusive of paintball guns), bow and arrows, nunchakus, brass knuckles, slingshots, machetes, fireworks, and knives (excluding pocket knives such as folding knives with more than one blade or folding knives with blades no longer than three inches). Students may carry Mace or any of the various pepper sprays as allowed by the laws of the Commonwealth. Students who discharge Mace or pepper spray for any reason other than self-defense will be guilty of the unauthorized use of the same (additional information follows).
- Possession, use, or sale of illegal drugs and/or narcotics by students, regardless of age, is in direct violation of the College's Drug-Free Campus Policy. Additionally, persons found with any manner of drug paraphernalia which includes, but is not limited to, baggies, pipes, marijuana seeds and scales, may be subject to the same procedure described herein as those found using or possessing (additional information follows).
- Visitation with individuals under the age of 18. Family members under the age of 18 are permitted in the residence halls only during move-in and Open House, or with the permission of the Director of Residence Life or Vice President of Student Services.
- Disrespect and disorderly behavior which disrupts or obstructs classes, teaching, labs, seminars, administration, student conduct proceedings, and other College activities, including the College's functions on- or off-campus.
- Failure to identify or falsely identifying oneself (including not providing an ID upon request) when requested by a member of the College community acting in the performance of his/her duty and authority.
- Violation of any published rules, policies, or procedures.
- Failure to comply with the request of or to show respect to the residence life staff, security, or any member of the College community acting in the performance of his/her duties and authority.
- Participation in activity which recklessly or intentionally endangers the safety of oneself or others.

#### VAPING/TOBACCO POLICY

Vaping/tobacco use is prohibited in and on all College property, including College vehicles, with the exceptions listed below:

Gazebos at the following locations:

- Griscom Education Center entrance
- Between Herrington & Armstrong Hall

- Between Leonard & Woolworth Buildings
- Between Kreider & Leonard Buildings

Designated smoking areas at the following locations:

- Hartzell Parking Lot
- Bulldog Drive
- Greenfield Parking Lot
- Greiner Campus

Tobacco is defined as any type of tobacco product including, but not limited to, chewing tobacco, snuff, cigarettes, cigars, cigarillos, pipes and bidis. Electronic cigarettes (e-cigarettes) are also restricted to the designated areas.

The progressive disciplinary sanctions for tobacco use outside of the designated areas typically will include the following, on the understanding that the College reserves the right to impose any sanctions as outlined in the Student Handbook as deemed necessary on a case-by-case basis:

- Verbal warning
- Written warning and probationary period
- Loss of privilege
- Suspension from residence halls and/or College

#### MULTI-STEMMED SMOKING DEVICES

A hookah, which is a multi-stemmed instrument for smoking flavored tobacco, is not permitted within the residence halls or on the Stevens campuses. A hookah can also be known as a waterpipe, narghile, shisha, or qalyan. If you are found to be in possession of a hookah or a similar multi-stemmed smoking device, you will be asked to remove it from the residence hall and from the Stevens campus. Not complying with this request is a major violation of the College's Code of Conduct.

#### NON-ALCOHOLIC BEER OR ASSOCIATED BEVERAGES

Non-alcoholic beer and other associated beverages are not permitted on campus or in the residence halls. If you are found to be in possession of these beverages, you will be asked to dispose of or remove them from the campus. Not complying with this request is a major violation of the College's Code of Conduct.

#### BEER BOTTLES, LIQUOR BOTTLES, OR SIMILAR CONTAINERS

Stevens is a dry campus and strives to promote an alcohol-free learning environment. The College also receives grant money exclusively for the use of promoting drug and alcohol-related educational seminars and workshops. With that in mind, it is in the best interests of the student and the College that empty beer bottles, liquor bottles or associated containers are not

permitted in rooms as decorative items. Any student found to be in possession of these items, will be asked to dispose of them or remove them from the campus. If a student chooses not to comply with this request, he/she will be subject to appropriate disciplinary action ranging from probation to temporary suspension from the residence halls.

## DISCIPLINARY SANCTIONS

The Student Services Office, with substantial input from members of the Stevens community and with the approval of the President, will determine the charges that will lead to exclusion from the College and/or residence halls. Exclusion might take the form of suspension or expulsion. Typically, the charges resulting in exclusion from the College are defined as major violations indicated under Violations of the Code of Conduct.

**Suspension:** Defined as exclusion from College and/or residence halls for one to five consecutive College Days. Suspensions are given by the Vice President of Student Services or the Director of Residence Life. In cases of one to five days of suspension, no student shall be suspended until he/she has been informed of the reasons and given an opportunity to respond to the College official initiating the suspension. Prior notice of the intended suspension need not be given when it is determined by College personnel that the health, safety or welfare of the College community is threatened. The President of the College shall be notified in writing when the student is suspended. In that case, the student is informed in writing of his/her suspension from the residence halls or College for a specific period of time. The student's parents, guardians, or sponsors may be informed in writing of this action only upon consultation with the student.

**Residence Hall Suspension:** During the time a student is suspended from the residence hall, he/she may attend classes; however, the student is not permitted in any residence hall. The student must leave campus after classes during the period of the residence hall suspension by 6:00pm or 20 minutes after their last class of the day ends.

**College Suspension:** During the time a student is suspended from the College, he/she is not permitted on any of the Stevens campuses and may not participate in any College-sanctioned extracurricular activities regardless of where they take place (e.g., an away sporting event, student organization activity).

**Interim Suspension:** The Vice President of Student Services or Director of Residence Life may impose an interim suspension and/or loss of privileges upon any student whose presence on campus constitutes a threat to the safety, welfare, or well-being to himself/herself or to others in the Stevens community. In such cases, a disciplinary hearing shall be scheduled within five (5) College Days if the suspension exceeds ten (10) College Days.

**Expulsion:** Defined as exclusion from College and/or residence halls for a period exceeding five College Days, and might be permanent expulsion from the College. During the period prior to the disciplinary hearing and the decision of the President in an expulsion case, the student shall be placed in his/her normal class, except as set forth below.

If it is determined after an informal hearing that a student's presence in his/her normal class would constitute a threat to the health, safety, or welfare of others and it is not possible to hold a formal hearing within the period of a suspension, the student may be excluded from the College for more than ten (10) days.

**Additional sanctions:** These sanctions can be combined with suspension, expulsion, or one of the other additional sanctions listed below:

**Reprimand** is when a student is informed in writing of his/her violation of the Code of Conduct. It is understood that further misconduct will result in additional disciplinary action.

**Loss of Privilege** is when a student is not permitted to access a building, facility, residence halls, or participate in a College-sponsored event or activity.

A student might lose one or several privileges for a period of time determined by the Vice President of Student Services, the Director of Residence Life, or the President of the College.

**Loss of Grant** is when a student violates the Code of Conduct.

**Probation** is when the student is informed in writing that he/she must show a change in behavior over a period of time. If the student engages in other violations of the College's Code of Conduct during the probationary status period, further disciplinary action will be taken ranging from loss of services to suspension to recommendation for expulsion. The period of time shall not be fewer than fifteen (15) days and might last up to one calendar year.

**Restitution** is payment for the loss, damage, or other associated cost to the student(s)' behavior, which can include, but is not limited to, medical bills, fines, service fees, or cleanup cost.

**Fines** are monetary charges imposed upon individuals.

**Referral** is when a student is required to seek an evaluation from a College counselor or other professional on- or off-campus. The student is required to pay all costs associated with the referral and must comply with the recommendations made by the person who conducts the evaluation.

**Community Service/Civic Engagement** is when a student is required to take part in a special program based on his/her offense. In this case, the student gives time without receiving compensation to an on- or off-campus organization or department. This community service may not be counted for the student's community service as required by the Thaddeus Stevens Grant or other College requirement or expectation.

**A cease and desist order** can be imposed for an interim period pending hearing by the Vice President of Student Services or his/her designee as a measure to de-escalate a potentially volatile situation between a student and any other party. Imposing a cease and desist order carries with it the expectation that formal charges have been or will be filed, or are deemed in

the best interest of the student(s) or College. Continuation of a cease and desist order may be included as part of a judicial/student conduct sanction.

**Second offense of the College's Code of Conduct within a year following a suspension** may result in a five-day residence halls suspension with recommendation for expulsion. If the student is a resident and retained by the College, he/she might be suspended from the residence halls for the remainder of the semester and continue to be on probation. In addition, the student will be held to the same constraints outlined below for a commuting student. An individual's return to the residence halls at the outset of another semester will be subject to review and approval of the Vice President of Student Services and Director of Residence Life. If the student is a commuter and retained by the College, then he/she will remain on probation for the remainder of the semester and not be permitted on campus after 6:00pm for the same time period. An individual's return to campus after 6:00pm at the outset of another semester will be subject to review and approval of the Vice President of Student Services and Director of Residence Life.

#### DRUG-FREE CAMPUS POLICY

**Policy Purpose:** Thaddeus Stevens College of Technology (the "College") values its students, its reputation and is concerned with accident prevention and loss control. It recognizes that student substance abuse negatively impacts student health and jeopardizes the College's resources. Additionally, substance abuse undermines the College's ability to operate effectively and efficiently. As part of its commitment to protect the safety, health and well-being of its students, to protect the College's assets, and to deter the illegal use of drugs, including the misuse of alcohol, controlled substances, inhalants, and/or other substances used as alternatives to illicit drugs, the College has established a Drug-Free Campus Policy (the "Policy").

**Scope and Applicability:** Compliance with this Policy is a continuous condition of enrollment and it shall apply to all full-time and part-time students of the College ("students").

**Contract Disclaimer:** This Policy does not create an express or implied enrollment agreement or alter any existing agreements.

The College's Policy is applicable to students in the following instances:

- while on College premises;
- during all school hours regardless of location;
- during lunch and other breaks;
- while operating tools or machinery on any of the campuses or at a College-sponsored event;
- while operating a motor vehicle on College property;
- while attending College-sponsored events; or
- while conducting business on behalf of, or representing, the College.

**Policy Modification:** This Policy supersedes any other College policy or practice on the subject of student drug, controlled substance, inhalant, other substance used as alternatives to illicit drugs, and/or alcohol use, abuse, and testing. At any time, the College, with or without notice, may amend, supplement, modify or change any part of this Policy. This Policy shall automatically incorporate any changes to satisfy federal or state laws without notice to students. Any failure to implement the Policy or any part thereof, any variation, addition, or omission to the procedures set forth in the Policy shall not confer any contractual or other rights or claims in favor of the student not otherwise conferred by law.

Designated Information Representative (DIR). An individual at the College will be identified as the DIR. This person will maintain confidential records of student test results and record a student's passing of a drug test as "completed Drug Testing" in the applicant's profile. Questions regarding this Policy can be emailed to the DIR, who will forward the emails to Admissions, Counseling, or Student Services Office as appropriate.

This Policy is effective as of August 1, 2014.

## STUDENT RESPONSIBILITIES AND DUTIES

This Section outlines the duties of students. Failure to comply with these duties constitutes a Policy violation.

- Report to campus, class or activities at all times in a fit-for-duty capacity, which includes being free of the influence of drugs (including medical marijuana), alcohol, controlled substances, inhalants, or other substances used as alternatives to illicit drugs and which pose a direct threat to campus safety.
- Review and understand the Policy, the negative effects of the use and/or misuse of drugs, alcohol, controlled substances, inhalants, or other substances used as alternatives to illicit drugs, the College's Policy on testing, and voluntarily seek help with such problems prior to problems arising at school.
- A student who is convicted of a drug law violation must notify the College's DIR no later than five (5) calendar days after conviction or plea of *nolo contendere*.
- Whenever a student is legally prescribed drugs or directed to take over-the-counter medication, the student shall ask his/her prescribing physician whether the medication, if taken as directed, is likely to pose a direct threat to campus safety and if so, indicate this on his/her College physical. Students in safety-sensitive programs are prohibited from being on campus under the influence of medical marijuana.
- A student shall notify the DIR of prescription or over-the-counter medication use that might pose a direct threat to campus safety or significantly impair the student's fitness-for-duty prior to enrollment or participation in campus- or program-related activities. When required to notify, a student is not required or asked to report his/her medical condition or the drugs used. The student should merely report that he/she is using medication that might pose a direct threat to campus safety. The student shall provide a copy of the physician's statement regarding the student's ability to perform the essential



functions of his/her program of study and function safely on the College campus prior to participating in campus- or program-related activities.

- If a student is legally using a prescription or over-the-counter drug that poses a direct threat to campus safety, then the College shall determine whether the student may continue to remain on campus or attend class during the course of treatment. The College might seek a second opinion from a medical professional of its choice and might require the student to undergo an examination by the College's chosen medical professional. The College might rely on the second opinion rather than that of the student's prescribing physician.
- Students shall -participate in and support College-sponsored drug, alcohol, controlled substance, inhalant, or other substances used as alternatives to illicit drug education programs if instituted.
- Students shall cooperate in any investigation and support the College's efforts to eliminate drug, alcohol, controlled substance, inhalant, other substances used as alternatives to illicit drug abuse among students where it exists.
- All student medications must be kept in their original containers while on campus. Students are prohibited from using or possessing medical marijuana on campus.

## STUDENT PROHIBITED CONDUCT

**Illegal Drugs:** It is a violation of College Policy for a student to sell, manufacture, distribute, dispense, use, possess, purchase, obtain, transfer, convey, be under the influence or test positive for controlled substances in contravention of federal or state law (or to attempt any of the foregoing acts).

Controlled substance is defined in this policy as a drug which has been declared by federal or state law to be illegal for sale or use, but may be dispensed under a physician's prescription.

**Prescription Drugs:** Prescription medication usage while the student is subject to the terms of this policy is not prohibited when taken in standard dosage and/or under a physician's written prescription, provided the prescribed drug would not pose a threat to campus safety or render the student unfit for duty. Abuse of prescription drugs is strictly prohibited, including, but not limited to, exceeding the prescribed dosage, using a prescription medication for a purpose not intended or using a prescribed medicine which was prescribed to another individual. Students are prohibited from using or possessing medical marijuana on campus.

**Over-the-Counter Drugs:** Over-the-counter medication usage is not prohibited when taken in the standard dosage, provided it is taken as directed and does not render a student unfit to perform essential functions of program of study or otherwise negatively impact campus safety. The College prohibits students from being under the influence of mood-altering over-the-counter drugs used contrary to the product's labeling (i.e., misuse of over-the-counter drugs) while subject to the terms of this policy.

**Alcohol:** The College prohibits students from illegally using, possessing, selling, buying, distributing or illegally attempting to distribute, manufacture, or being involved in illegal alcohol-

related conduct, including, but not limited to, driving under the influence and underage drinking violations, while subject to the terms of this policy.

For purposes of this Policy, the term “alcohol” includes any intoxicating agent in beverage alcohol, ethyl alcohol, or other low molecular weight alcohols, and includes any medication or food containing alcohol. Furthermore, the College prohibits its students from the following alcohol-related conduct while subject to the terms of this policy:

- Possessing opened containers of alcohol;
- Using, consuming, distributing, manufacturing, dispensing, or being under the influence of alcohol;
- Operating a motor vehicle on campus property while under the influence of alcohol;
- Using or consuming alcohol within four (4) hours before arriving on campus
- Participating in any campus-related activities or program-related coursework, or operating any tools or machinery on College property while under the influence of alcohol; and
- Consuming alcohol within eight (8) hours following an accident and/or before a post-accident test, as specified in the Policy.

**Inhalants and Legal Substances:** Students are prohibited from arriving on campus property or participating in campus-related activities or program-related coursework and operating tools or machinery while under the influence of, or using while at school, any inhalant. An “inhalant” is defined as any glue, paint, aerosol, anesthetic, cleaning agent, solvent, or other substance that, when inhaled or ingested, will cause a condition of intoxication, euphoria, excitement, exhilaration, stupefaction, or dulling of the senses and that contains chemicals including, but not limited to: toluene, xylene, hexane, acetone, methylene chloride, methanol, Freon(s), benzene, (iso) amyl nitrate, (iso) butyl nitrite, (iso) propyl nitrite, N-butyl nitrite, butane, propane, fluorocarbon, hydrocarbons, ethyl chloride, nitrous oxide, halothane, tetrachloroethylene, trichloroethane, or trichloroethylene.

The College also recognizes that certain legal substances can be used as an alternative to illicit substances to create a condition of intoxication, euphoria, excitement, exhilaration, stupefaction, and/or dulling of the senses. Students are prohibited from arriving on campus property or participating in campus-related activities or program-related coursework and operating tools or machinery while under the influence of, or using while at the College, any such legal substance for these purposes.

The College shall use the concept of “reasonable suspicion” to determine a Policy violation involving a student’s use of inhalants or other substances used as alternatives to illicit substances. Reasonable suspicion may be based on, but is not limited to, any of the following circumstances:

Observable behavior, such as direct observation of such use, possession or distribution of inhalants or other substances used as alternatives to illicit drugs:

- Physical symptoms of being under the influence of inhalants or other such items such as, but not limited to, bad breath, substance odor on breath or clothes, runny nose, watery eyes, drowsiness or unconsciousness, poor muscle activity, mood swings, irritability, anger, agitation, uncontrolled laughter, nausea, loss of appetite, vomiting, hallucinations, convulsions, facial rashes and blisters, constant sniffing and coughing, slurred speech, depressed reflexes, rapid movement of the eyeballs, and dilated pupils. Observation may include indications of the chronic and withdrawal effects of the use of inhalants or other legal substances;
- A pattern of abnormal conduct, violent or erratic behavior or deteriorating performance in College-related activities which appears to be related to the use of inhalants or other legal substances;
- The identification of a student as the focus of a criminal investigation into the illegal use of inhalants or other legal substances;
- The admission by the student that he/she is involved in the illegal use of inhalants or other legal substances;
- Repeated violations of the College's safety or College rules that pose a substantial risk of physical injury or property damage and that appear to be related to inhalant or other legal substance misuse that may violate the College's Policy; or
- A report of inhalant or other legal substance misuse provided by reliable and credible sources and which has been independently corroborated.
- Possession of drug paraphernalia. Students are prohibited from bringing paraphernalia related to the illegal use of drugs on to College property at any time.

#### STUDENT DRUG AND ALCOHOL TESTING

**Random Drug Testing:** Students enrolled in safety-sensitive programs will participate in random drug testing. Students will be selected randomly for a drug test using computer-generated random numbers to identify students for testing. Students selected for random drug testing must comply and agree to be tested within twelve (12) hours or test results will be recorded as positive and treated according to the Policy.

**Reasonable Suspicion:** The College shall require a student to submit to drug and/or alcohol testing on the grounds of reasonable suspicion when, in the sole judgment of the College and based on information known at the time the decision to test is made, the student is unfit for duty or there is a reasonable suspicion to believe that a student is using drugs or alcohol in violation of the College's Policy or exhibits the physical signs and symptoms of substance abuse. The evidence will be drawn from specific, objective facts and reasonable inferences. Such facts and inferences may be based on, but are not limited to, any of the following:

- Observable behavior, such as direct observation of drug or alcohol abuse, possession or distribution, or the physical symptoms of being under the influence of drugs or alcohol such as, but not limited to slurred speech, dilated pupils, odor of alcohol or marijuana, dynamic mood swings, etc. Observation may include indications of the chronic and withdrawal effects of the illegal use of drugs;

- A pattern of abnormal conduct, violent or erratic behavior or deteriorating performance in College-related activities which appears to be related to substance abuse or misuse;
- The identification of a student as the focus of a criminal investigation into unauthorized drug possession, use or trafficking;
- The admission by the Student that he/she is involved in the illegal use of drugs or misuse of alcohol;
- Repeated violations of the College's code of conduct, safety or College rules that pose a substantial risk of physical injury or property damage and that appear to be related to substance abuse or misuse that may violate the College's Policy;
- A report of drug or alcohol use provided by reliable and credible sources and which has been independently corroborated;
  - Evidence that an individual has tampered with a drug or alcohol test; or
  - A student's failure to report an accident

**Post-Accident:** The College may require a student involved in a campus-related accident or incident to submit to drug and/or alcohol testing following the accident. The College may also test any individual whose performance created a "near miss or unsafe condition" or was a contributing factor to a campus-related accident. This determination shall be based on the best information available at the time of the accident.

The post-accident test will be administered as soon as possible. In no way is this post-accident test requirement intended to delay the necessary medical treatment for an injured person(s) following an accident or to prohibit a student from leaving the scene of an accident to obtain medical assistance for others or for personal medical assistance.

In order to ensure the appropriate application of this policy, students are required to report the occurrence of accidents to an instructor, nurse, residence hall director or other assigned staff within 24 hours of the occurrence and thereafter submit to a post-accident test as directed. The failure to report an accident promptly and to submit to a post-accident test will constitute a refusal to test, subjecting the student to discipline up to and including expulsion. It will also constitute reasonable suspicion to test the student once the College receives notice of said accident.

For purposes of this Policy, a campus-related accident is defined as an unplanned, unexpected or unintended event that occurs on or involves College property, or occurs while representing the College off campus and results in any of the following:

- a serious violation of a safety rule or the program standards;
- a fatality of anyone involved in the accident;
- a serious bodily injury requiring medical treatment;
- other serious property, vehicular or equipment damage occurs.

**Return-to-School:** The College shall require a student who has violated this Policy and desires re-admission to test negative on a return-to-school drug test before returning to school.

Additionally, the College may require a return-to-school alcohol test if the prohibited conduct involves alcohol or a treatment provider recommends an alcohol test. Inclusion of this paragraph in no way obligates the College to make an offer to re-admit a student.

**Follow-up:** Following a determination that a student is in need of assistance in resolving problems associated with alcohol misuse and/or the illegal use of drugs, the student may be subject to unannounced follow-up drug and/or alcohol testing as directed by a treatment professional. The number and frequency of such follow-up testing shall be as directed by the treatment professional. The student may be required to undergo follow-up testing for both alcohol and drugs, if the treatment professional determines that follow-up testing for both are necessary for that particular student. Follow-up testing shall remain in place throughout the student's enrollment at the College from the date of the student's return-to-school. Inclusion of this paragraph in no way obligates the College to reinstate the student or conduct follow-up testing.

**Testing Procedures for Drugs:** Testing for illegal use of drugs normally will be conducted through a 9-panel test plus urine specimens collected at a designated collection site. The collection site will take the necessary steps to assure that the specimen is not adulterated or tampered with and that a strict chain-of-custody is maintained. Normally, the specimen will then be transported to a U.S. Department of Health and Human Services-certified laboratory for screening and confirmation testing for the following drugs and their metabolites: marijuana (including medical marijuana), amphetamines (including methamphetamines), phencyclidine, opiates, cocaine, barbiturates, methadone, benzodiazepines and propoxyphene.

**Testing Procedures for Alcohol:** The initial testing for alcohol normally will be conducted through either a saliva or breath specimen. If the Breath Alcohol Content (BAC) is less than 0.02, the test is considered negative. If the screening test results show an alcohol concentration of 0.02 or greater, a confirmation test will be conducted. The confirmation test shall be performed by using a breath specimen obtained through an Evidentiary Breath Testing (EBT) device approved for use in the United States Department of Transportation's Drug and Alcohol Misuse Prevention Program. If the confirmation test reads 0.02 or greater, the test shall be considered positive and the student will be subject to disciplinary action as specified in this Policy.

**Screen and Confirmation Testing:** All urine samples will undergo an initial test. If the specimen tests above the screening cut-off levels set by the U.S. Department of Health and Human Services Mandatory Guidelines for Federal Workplace Drug Testing Programs, then the test shall be considered positive. The sample shall then undergo a confirmation test. Test results indicating the illegal use of drugs at levels below the confirmation cut-off limits shall be considered negative and those above the confirmation cut-off levels shall be considered positive.

Review of Test Results by Medical Review Officer. All positive drug test results will be reviewed and interpreted by a Medical Review Officer (MRO) before the test results are reported to the College. A MRO is a person who is a licensed physician and is responsible for receiving and

reviewing laboratory results generated by an employer's drug testing program and evaluating medical explanations for certain drug test results.

The MRO review of a positive test result may include a medical review of the tested student's medical history, or review of any other relevant biomedical factors. If the MRO determines that a legitimate medical explanation exists for the test results, then the MRO will report to the College that the test result is negative.

If, after making all reasonable efforts and documenting them, the MRO is unable to reach a tested student directly, the MRO shall contact the Designated Information Representative (DIR), who will direct the tested student to contact the MRO as soon as possible. The College will use email and or phone to contact the student. In such circumstances, the College will, to the maximum extent possible, ensure that the requirement on a tested student to contact the MRO is held in confidence. If the tested student does not contact the MRO within three (3) days after being instructed to do so, the MRO will report the test as being positive.

**Validity Testing:** Additionally, validity testing of a student's urine specimen may also occur. Validity tests are the evaluation of the specimen to determine if it is consistent with normal human urine and include tests for creatinine concentration, specific gravity, pH, and substances that may be used to adulterate a specimen.

**Direct Observation/Monitoring:** The College reserves the right to have its collection site agent conduct a direct observation or monitoring of the urine specimen collection if the collection site personnel indicates an attempt to tamper, if the specimen's temperature is out of range, if the specimen appears to have been tampered with, if the laboratory reports an invalid test and if the MRO states no medical reason, the result is positive, adulterated or substituted, canceled, and for return-to-duty or follow-up testing.

**Dilute Specimens:** If the MRO informs the College that a drug test was positive dilute, the College will treat the test as a verified positive test. The College shall not direct the student to take another test based on the fact that it was dilute. For negative-dilute test results, the College shall require a student to take another test immediately, but it shall not be collected under direct observation unless there is another basis for use of direct observation. If the College directs another test, then the result of the second test, not the original test, becomes the controlling test result.

**Re-collections:** When the College directs the student to take another test, the student shall be given the minimum possible advance notice that he or she must go to the collection site. The result of the second test, not the original test, is the test of record. Any student required to take another test, which is also negative and dilute, will not be permitted to take a third test. Provided, however, that if the MRO directs the College to conduct a re-collection under direct observation, the College must immediately do so. If the College directs the student to take a second test and the student refuses, the test will be treated as a positive result.

**Verification Testing:** For urine drug testing, one portion of the specimen will be preserved for a very limited period of time after the student is told the test results. If the portion originally analyzed (the primary sample) is positive, the student shall have the right to specify a laboratory certified by the U.S. Department of Health and Human Services to which the preserved portion will be sent for independent analysis. The verification test cost is the responsibility of the student. The verification test result shall determine the outcome.

**Refusal to Test and Test Tampering.** Any student who refuses to submit to testing, tampers with, manipulates, adulterates or attempts to tamper with the testing will be treated as having a verified positive test result and as violating this Policy. A refusal to submit to testing shall include, but not be limited to, the following:

- Fails to report a campus-related accident as outlined in Section 5.1(c) above;
- Fails to appear for any test within a reasonable time, to be determined by the College, after being directed to do so by the College;
- Fails to remain at the collection site until the testing process is complete;
- Fails to provide urine specimen when required for a drug test or a saliva or breath specimen for an alcohol test;
- In the case of directly observed or monitored collection in a drug test, fails to permit directly observed or monitored collection;
- Fails to provide a sufficient amount of urine, saliva or breath when directed, and it has been determined, through a required medical evaluation, that there was no adequate medical explanation for the failure;
- Fails or declines to take a second test as directed;
- Fails to undergo a medical examination or evaluation, as directed by the MRO as part of the verification process;
- Fails to cooperate with any part of the testing process; or
- Is reported by the MRO as having a verified adulterated or substituted test result.

#### DISCIPLINE FOR POLICY VIOLATIONS

Any student who is reasonably believed to have violated this Policy shall be subject to expulsion.

The College encourages its students who are chemically dependent to voluntarily obtain assistance/treatment for substance abuse problems before they cause problems on campus. A student's decision to voluntarily seek assistance for such problems will not be used as the basis for disciplinary action. Students may not avoid imposition of discipline by requesting such treatment or a leave of absence after being selected for testing or by violating the College's Policy.

To determine the appropriate sanctions for violation of the policy, the following facts associated with a violation will be considered:

- The location of the violation. If the environment where the violation occurred or, as revealed during the investigation, violation occurred in a safety-sensitive area (including but not limited to a program lab/shop, class-related job site, internship placement-related location, and/or at a College event) the student will be recommended for expulsion.
- The amount of drugs/paraphernalia found. If the amount of marijuana found is greater than a gram, two joints, or a bundle greater than the size of a quarter (US currency), the student will be recommended for expulsion. If the student is found with paraphernalia including, but not limited to, a needle or needles, the student will be recommended for expulsion. A bong or roach clip alone with no other paraphernalia or violations of the Policy and/or College's Code of Conduct would not cause the student to be recommended for expulsion.
- Other violations of the Policy and/or the Code of Conduct. Any violations of the College's Code of Conduct in addition to a violation of this Policy would result in the student being recommended for expulsion.

Examples of violation of the Policy and corresponding sanctions:

- Student found smoking marijuana in a car parked on campus with the car turned off and no other drugs, drug paraphernalia, or persons in the car. Pennsylvania State Police are called and no charges filed on the student.
  - Sanction: Student would be determined to have a "minor" violation of the Policy and would be suspended from the residence hall for five days, pay for a drug test, attend counseling, and produce a clean drug test within 45 days of the violation of the Policy.
- Student appears to be high in Cabinet shop. He/she is taken for a drug test immediately and fails the drug test for marijuana.
  - Sanction: Student would be determined to have a 'major' violation of the Policy and would be recommended for expulsion from the College.
- Staff report that a student was in a fight in the residence hall and appeared to be in an altered state during the fight. During the investigation, staff enters the student's residence hall room and finds rolling paper and a scale.
  - Sanction: Student would be determined to have a 'major' violation of the Policy and would be recommended for expulsion from the College.
- Student is found to be intoxicated in a residence hall. On his/her desk are three unopened cans of Budweiser.
  - Sanction: Student would be determined to have a 'minor' violation of the Policy and would be suspended from the residence halls for three days to attend counseling.



Referral to Law Enforcement. In addition to imposing discipline, the College might refer information about criminal activities and transfer any suspected illegal drugs or illegal drug paraphernalia to appropriate law enforcement.

Other Discipline Not Precluded. Nothing in this Policy prohibits a student from being disciplined or discharged for other violations and/or performance problems.

Automatic Suspension. In the event that a student is ordered to submit to a post-accident, random, or reasonable suspicion test, he/she may be suspended until the MRO-verified test result is received. If the verified result is positive, then the student is subject to discipline as described herein.

## SEARCHES

College Property Searches. The College may provide housing, lockers, storage areas, equipment, briefcases, computers, desks or workstations for use by students in order to perform the essential skills of their programs of study. All such areas and items, along with the data or materials generated using College property, remain College property. The College reserves the right to search any College property, at any time, with or without notice or cause. No student shall maintain any expectation of privacy on College-owned property. The College also reserves the right to use other investigative methods when reasonable suspicion exists to indicate Drug-Free campus Policy violations. Refusal to cooperate in the conducting of a search of College property shall be considered a Policy violation.

Personal Property Searches. The College reserves the right to conduct a search of a student's personal property if a violation of this Policy is suspected. A search may include all personal property located in or brought onto College property such as wallets, purses, bags, briefcases, toolboxes, food and beverage containers, or vehicles. Entry onto College property and continued enrollment constitute consent to search. The search shall be conducted in the presence of two College-trained representatives and the student. Refusal to cooperate in the conducting of a search of personal property shall be considered a Policy violation.

## CONFIDENTIALITY

Test Results. The College shall take reasonable efforts to ensure that all aspects of the testing process are as private and confidential as reasonably practicable. Actual test results will be provided to: a) the MRO and his/her staff; b) the DIR; c) the student tested (upon request); d) any person(s) permitted or required by law or regulation to receive such information; e) any individual(s) with a student's written authorization; f) to law enforcement; g) the decision-maker(s) in a legal action initiated by or on behalf of the student or placed at issue by the student in any legal, administrative or other proceeding; or h) any governmental agency/agencies as required by federal or state law.

Nonspecific statistical information may be provided upon request to a corporation which requires its vendors or subcontractors to maintain drug and alcohol testing programs in accordance with a contract, or to a governmental agency in accordance with the law.

Separate Files. Testing results will be maintained in a locking file cabinet or a secured file room separate and apart from student educational files.

**Costs for Testing.** Students in the application process who are enrolling for the first time, or students who are requesting re-admission, are responsible for the costs related to drug testing, as this is considered part of the medical clearance and application process for students enrolling in safety-sensitive programs of study.

Students requested to participate in drug testing as a result of an accident, random testing, or reasonable suspicion are required to pay for the drug testing, unless the testing results are negative, in which case the College will incur the costs.

Students who test positive and require ongoing testing during their enrollment will incur the costs of all testing.

### LOSS OF THADDEUS STEVENS GRANT

Below are the infractions of the College's Code of Conduct which will result in the loss of the Stevens Grant:

- Destruction of Property
- Failure to Show ID (2nd Offense);
- Failure to Clean Room within College Expectations (2nd Offense)
- Behavior Off-Campus when Representing Thaddeus Stevens College which results in Harm/Damage to the College's Name and Reputation (e.g., at athletic events, organization trips, community service, business visitations);
- Failure to Complete Community Service Obligation;
- Visitation Violation (2nd Offense)
- Four Minor Violations;
- Excessive absenteeism not resulting in expulsion;
- Committing a Major Violation of the Code of Conduct while on probation;

### OFF-CAMPUS CONDUCT POLICY

It is important that all students recognize their responsibilities within the framework of state and local law. Although the College cannot be held liable for the conduct of its students off campus, it adheres to a strong moral and social responsibility to take appropriate action if unlawful off-campus conduct jeopardizes the good name and reputation of the College.

Students are expected to adhere to the College's Code of Conduct, regardless of whether the student is on or off campus. As a result, the College reserves the right to sanction a student up to and including dismissal from the residence halls, and/or College, if it has been determined that major violations of the College's Code of Conduct or unlawful activities have taken place off campus. Any behavior which may in turn jeopardize the educational atmosphere of the College, the security of the College, or the health and welfare of the students and/or its employees will not be tolerated.

## WEAPONS POLICY

It is the position of the College that weapons or items that have been altered to be used as such (e.g., broken hockey sticks, baseball bats—broken or otherwise altered, metal poles) are in direct opposition to a safe learning environment. Therefore, any student found with such items will be subject to suspension or expulsion from the College. Other items qualifying as weapons include, but are not limited to, guns of any sort, bow and arrows, nunchakus, brass knuckles, blackjacks, machetes, slingshots and knives (excluding pocket knives such as folding knives with more than one blade or folding knives with blades no longer than three inches). These items, if discovered, will be confiscated by Stevens personnel and turned over to legal authorities where appropriate. Students may carry Mace or any of the various pepper sprays as allowed by the laws of the Commonwealth, but anyone who discharges Mace or pepper spray for any reason other than self-defense will be guilty of the unauthorized use of the same and thereby subject to suspension or expulsion from Stevens.

**First Offense:** Suspension up to five days and a recommendation for expulsion from the College. If the student is a resident and retained by the College, he/she might be suspended from the residence halls for the remainder of the semester and continue to be on probation. In addition, the student will be held to the same constraints as outlined below for a commuting student. An individual's return to the residence hall at the outset of another semester will be subject to review and approval of the Vice President of Student Services and Director for Residence Life. If the student is a commuter and retained by the College, then he/she will remain on probation for the remainder of the semester and not be permitted on campus after 6:00pm for the same time period. An individual's return to campus after 6:00pm at the outset of another semester will be subject to review and approval of the Vice President of Student Services and Director for Residence Life.

## DUE PROCESS

Students will be afforded all appropriate elements of due process if they are to be expelled from the College. In a case involving a possible expulsion, the student is entitled to a formal hearing, which is a fundamental element of due process.

This hearing will be held before an internal discipline committee composed of three faculty members and two students, with the Vice President for Academic Affairs or his/her designee presiding and with subsequent recommendation to the President.

The following due process requirements are to be observed with regard to the formal hearing:

- Notification of the charges shall be sent to the student.
- Sufficient notice of the time and place of the hearing must be given.
- The hearing shall be held in private unless the student or parent requests a public hearing.
- The student has the right to have counsel.
- The student has the right to be presented with the names of witnesses against the student and copies of the statements and affidavits of those witnesses.

- The student has the right to request that any such witnesses appear in person and answer questions. In most cases witnesses are questioned in person.
- The student has the right to present his/her case and present witnesses on his/her behalf.
- A record must be kept of the hearing, either by video or by digital recorder. The student is entitled, at his/her own expense, to a copy of the transcript.
- The proceeding must be held with all reasonable speed.
- The process of appeal is such that if a student disagrees with the punishment meted out by a given College official or body, that student has the right to appeal to the next highest authority. If the student finds punitive action meted out by the Director of Residence Life to be unacceptable, he/she can appeal to the Vice President of Student Services. If the student is not satisfied with the outcome of the ruling, he/she can appeal. The appeal may be heard by the President or his/her designee. The President is the final appeal opportunity for the student.

At any point in the due process, the student retains the right to waive his/her procedural protections.

## APPEALS PROCESS

A student may appeal a decision for the following reasons:

- To determine whether the sanction(s) imposed were appropriate for the violation of policy for which the student was found responsible;
- To determine the presence of any procedural error which substantially affected the outcome of the case; and
- To determine if newly discovered information not available at the time of the investigative process could have affected the outcome of the case.

**Process for Appealing:** A student wishing to appeal should submit his/her written appeal stating the reasons for the request to the Vice President of Student Services within two (2) days of receipt of the original decision. Appeals are due by 4:30pm on the second day following the original decision. Sanctions may be in effect while a case is under appeal. Appeals are heard by the President or his/her designee. The decision of the President is final.

## STUDENT RIGHTS AND RESPONSIBILITIES

The responsibilities of the student include regular attendance, conscientious effort in college work, and conformity to College rules and regulations. Most of all, students share with the administration, faculty, and staff a responsibility to develop a climate within the College which is conducive to wholesome, safe learning and living.

No student has the right to interfere with the education of his/her fellow students. It is the responsibility of each student to respect the rights of all who are involved in the educational process. Students should express ideas and opinions in a respectful manner so as not to offend or slander others. Other responsibilities are:

- Be aware of all rules and regulations for student behavior and conduct oneself in accordance with them;
- Be willing to volunteer information in disciplinary cases and cooperate with College staff should one have knowledge of importance in relation to such cases;
- Understand that until a rule is waived, altered, or repealed, it is in full effect;
- Assist College staff in operating a safe environment for all students;
- Be aware of and comply with the federal, state and local laws;
- Protect and care for the College's property; and
- Attend classes daily, except when excused.

The student's rights are:

- The right to see all academic records, including grades, and to retain tests, papers, and work he/she has completed for a specific course;
- The right to privacy;
- The right to live in an atmosphere conducive to studying and learning;
- The right to a hearing, formal or informal, prior to loss of College services;
- The right to file a grievance or appeal; and
- The right to an education free of ridicule or harassment by any member of the Stevens community.

Stevens is committed to the principles of free speech and free expression; yet, just as the American people often must subordinate free speech and free expression to the common good, whether voluntarily or legally, the members of the College community have such a responsibility.

#### COMMITTEES THAT HEAR CASES

Students who have violated any of the rules and regulations of the Commonwealth, Lancaster City, or College are sanctioned by the College according to the nature of the offense committed. All offenses are considered on an individual basis. Disciplinary sanctions range from a warning to suspension for minor offenses, and from restitution, suspension and/or expulsion in cases of serious misconduct.

There are multiple bodies that could hear discipline cases:

- The Vice President of Student Services and/or the Director for Residence Life handles disciplinary procedures for violations of the rules and regulations of the College, or any discipline situations referred by any staff member or student. Either or both may issue appropriate punitive action in accordance with the College's Code of Conduct. This action can include warnings, financial restitution, suspensions, and recommendation for expulsion.
- The Discipline Committee is a body composed of three faculty members and two students. It is organized by the Vice President for Academic Affairs to consider appeals

by students who have been involved in major violations of the College's Code of Conduct and are facing expulsion or suspension greater than five College Days.

- Students might be assigned to the restorative justice board if the case does not include police involvement.

The President of the College will receive recommendations from the Discipline Committee. The President may accept the recommendation of the Discipline Committee, reject the recommendation or issue different penalties. The President will act as the final administrative officer to whom all discipline cases involving student expulsion and/or suspension must be brought.

## GRIEVANCE PROCEDURE

Students are encouraged to discuss their grievances informally with the person involved prior to initiating a formal grievance procedure.

If the situation cannot be remedied by an informal discussion among the persons involved, then the student is encouraged to discuss the grievance with either the Vice President of Student Services or the Director for Residence Life, or to submit a grievance electronically on the College's website.

If the student is not satisfied with the procedures and/or the results obtained from the meeting with the administrator (appropriate director, Dean, or Vice President), he/she may file a formal grievance in writing to the President for the College.

Students may also make a formal complaint to the state by visiting the Pennsylvania Department of Education at [education.pa.gov/](http://education.pa.gov/)

## JONES DINING HALL CODE OF CONDUCT

Stevens is committed to the personal and social development of its students, so the College adheres to a strict Code of Conduct as it relates to behavior in all areas of the campus. The Jones Dining Hall on the Main Campus serves as a central focal point for students, faculty, and prospective students and families. It is essential that students understand the impact of their behavior on peers, staff, and visitors alike.

Moreover, as the College is a disciplined community, students must accept their obligation to the group and as such, exhibit behavior that enhances the common good of the larger community.

In keeping with that philosophy, the following regulations are in effect for the Jones Dining Hall. All Stevens students shall:

- Refrain from language that is lewd, indecent, or obscene and that runs counter to a healthy dining environment;

- Treat each other, dining service staff, security, and other personnel with common decency and respect;
- Refrain from loud or unruly behavior that runs contrary to a wholesome dining experience;
- Understand that no manner of physical confrontation will be tolerated;
- Understand that it is their responsibility to return dining trays, eating utensils, and trash to the appropriate deposit area;
- Understand that “jumping the line” is not an acceptable practice;
- Understand that derogatory comments directed at dining hall personnel as they pertain to the quality of food served or food service delivery will not be tolerated;
- Understand their responsibility to treat dining hall furnishings with respect; and
- Understand their responsibility to present a proper ID upon entering the dining facility. Students must have their College-issued ID card for dining services (e.g., Jones Dining Hall, Bulldog Cafe I & II). A meal pass can be issued in the Student Services Office but only one time a semester. After that, a student will be required to purchase a replacement card.

Failure to comply or adhere to these regulations can result in disciplinary action as presented below:

**First offense:** Written reprimand with possible loss of dining hall privileges for a period of time.

**Second offense:** Loss of dining hall privileges for a period of time, possible suspension from the College for a period of time, or a combination of both.

#### COMPUTER RESOURCES ACCEPTABLE USE POLICY

The following policy contains the governing philosophy for regulating the use of the College’s computing/information network facilities and resources. Access to the College’s computing/information network facilities and resources is a privilege granted solely to Stevens faculty, staff, registered students, and those with special accounts. All users of the computing/information network’s facilities must act responsibly and maintain the integrity of these resources. The College reserves the rights to limit, restrict, or extend computing/information network privileges and access to its resources.

Those who do not abide by the policies listed below are subject to suspension of computer privileges and possible referral to the appropriate judicial process.

The Office of Student Services should be notified about potential violations of laws and policies governing information use, intellectual property rights, or copyrights. Computer and Network Services should be notified about potential loopholes in the security of its computer systems and information networks as well as in the investigation of misuse or abuse. Should the security of a computer system information network be threatened, suspected user files may be examined.

**Policies:** An individual shall use only the network ID that was assigned to him/her, unless multiple accesses have been authorized for the ID.

Users may use only the password(s) provided to them and shall not try in any way to obtain a password for another user's network ID.

Attempting to disguise the identity of the account or machine one is using is prohibited.

Use of the College's network resources to gain or attempt to gain unauthorized access to remote computers is prohibited.

Any deliberate act which may seriously impact the operation of computers, terminals, peripherals, or networks is prohibited. Such acts include, but are not limited to, the following: tampering with components of a local area network (LAN) or the high-speed backbone network, otherwise blocking communication lines, or interfering with the operational readiness of a computer.

No person shall knowingly run or install on any of the College's computer systems, or give to another, a program which could result in eventual damage to a file, computer system, or information network, and/or the reproduction of itself. This is directed towards, but not limited to, the classes of programs known as computer viruses, Trojan horses, bitminer programs and worms.

No person shall attempt to circumvent data protection schemes or uncover security loopholes.

All persons shall abide by the terms of all software licensing agreements and copyright laws. In particular, unauthorized copying of copyrighted software is prohibited, unless the College has a site license specifically allowing the copying of that software. Furthermore, the copying of site-licensed software for distribution to persons other than Stevens faculty, staff, and students, or the copying of site-licensed software for use at locations not covered under the terms of the license agreement, is prohibited.

Deliberate acts which are wasteful of computer and/or information network resources or which unfairly monopolize resources to the exclusion of others are prohibited. These acts include, but are not limited to, sending mass mailings or chain letters, creating unnecessary multiple jobs or processes, obtaining unnecessary output, uploading music and the like, excessive printing, or creating unnecessary network traffic.

The following types of information or software cannot be placed on any College-owned computer system:

- That which infringes upon the rights of another person;
- That which may injure someone else and/or lead to a lawsuit or criminal charges; e.g., pirated software, destructive software, pornographic materials, or libelous statements; and



- That which consists of any advertisements or commercial enterprises.

No person shall use the College's computer resources to engage in conduct otherwise prohibited by the College's Code of Conduct.

Use of the College's computer/information network resources to monitor another user's data communications, or to read, copy, change, or delete another user's files or software, without permission of the owner, is prohibited.

Use of the College's servers, workstations, or information networks must be related to a Stevens course, research project, work-related activity, departmental activity, or for interpersonal communications. Use of these resources for personal or financial gain is prohibited. If the non-business usage of computer/information services results in a direct cost to the College for any reason, it is the individual's responsibility to reimburse the College.

Any network traffic exiting the College and/or using College resources/infrastructure is subject to the Acceptable Use policies of the network through which it flows (internet, D&E), as well as to the policies listed here, such as abusing internet service providers (ISP) services using College network/resources.

Existing College policies such as the Sexual Harassment Policy, will be enforced as they relate to a violation of the Computer Resources Acceptable Use Policy.

Potential violators may also be subject to criminal prosecution under federal or state law, and should expect the College to pursue such action.

**Consequences:** Violation of one or more of these published policies will result in a loss of access to the College computing/information network systems with possible referral to the appropriate judicial process.

**Student Email:** Your College-issued email address (example@stevenscollege.edu) is where we send you important information regarding your student life at the College as well as the communication platform for you and your instructors. It is important that you activate your College-issued student email and check it frequently.

**My.stevenscollege.edu:** My.stevenscollege.edu is your "one-stop shop" online tool. It is a secured site that introduces single-sign-on access to Stevens applications, including your College-issued student email. It also offers a variety of customized information and resources to help students track their academic progress and get the most out of their experience at Stevens. My.stevenscollege.edu can be accessed from the College website or at [my.stevenscollege.edu](https://my.stevenscollege.edu).

We will regularly send you announcements and reminders essential to your success at Stevens. If you redirect your College-issued email address to a personal email account, please be aware that you are still responsible for all the information you receive through the College account,

including any lost content. Sometimes, we also mail important information to your street address or call your listed phone number.

**Social Media:** Social media sites can be effective tools for exchanging information. Stevens embraces and strives to uphold the freedoms of expression and speech guaranteed by the First Amendment of the U.S. Constitution and the Pennsylvania state Constitution. However, any online behavior that violates the College's Code of Conduct which is brought to the attention of any College official may be treated as any other violation of the Code of Conduct. The College reserves the right to adjudicate such violations when the incident involves endangering the lives of others or self, or incidents of an extreme nature.

Students should remember that any information or behavior exhibited or shared on social media sites could affect membership in clubs, organizations, and campus employment as well as internships and jobs outside of Stevens.

### MOBILE DEVICE POLICY

Students are permitted to carry cell phones, tablets or other devices. However, mobile communication devices may only be used in the classroom with the permission of the instructor. If a student is found on campus processing, using or selling illegal drugs, along with the disciplinary action as outlined in the College's Code of Conduct, that student may forfeit his/her privilege of carrying any mobile communication device on any of the Stevens campuses.

### DRESS CODE

An important part of the College's mission is to prepare students for success in the workforce upon graduation. In order to provide a professional and safe atmosphere for all students, the following dress code will be applied.

In preparing this code, four factors were taken into account: safety, health, sanitation, and consideration of fellow students, faculty and staff.

- No undergarments showing or displayed as part of outer garments; and
- No clothing displaying lewd, indecent, or obscene languages or images.
- Additional guidance is provided based on the four factors above:
- In lab areas: Conform to all safety standards as determined by the individual major, such as the wearing of safety glasses, long pants, steel-toed boots, etc.
- Programs of study are authorized to develop additional dress codes, such as the wearing of professional or distinctive clothing that mirrors the future graduate's workforce environment.

**Typical sanction:** first offense – verbal warning; second offense – progressive discipline

## HYGIENE POLICY

As members of the campus community, students are expected to maintain good personal hygiene to reduce the incidence of illness and disease associated with poor hygiene. Students will be asked to correct any behavior related to hygiene and odor in order to be permitted to live in the residence hall, to be in the classroom and to attend social activities on campus.

**Typical sanction for violations of the dress code and hygiene policy:** first offense – verbal warning; second offense – progressive discipline

## STUDENT GOVERNANCE

**Student Government Association:** Members are elected each fall. This representative body provides a forum for the expression of student opinion on campus, social, cultural and academic life. It also serves as a means of communication between and among students, faculty and administration.

**Residence Hall Council:** Each building will have a council. Any resident can attend meetings within his/her building. The members of each individual building will elect officers responsible for the initiation and execution of minor policies governing life in the residence hall. The Residence Hall Council serves as a means of communication among students, residence hall personnel and administration. Each council plays an important role in establishing activities for residents.

Members of the councils meet as the Joint Residence Hall Council to discuss common issues. Each of the residence halls is responsible for hosting such a meeting at least once during the combined fall/spring semester sessions.

## FACULTY SENATE

The Faculty Senate is an important component of the shared governance at Stevens. Composed of a representative body of faculty elected by the faculty, the Faculty Senate recommends policy in the areas of teaching and learning. The Senate is supported by a system of standing committees designed to work through a representative group of faculty at the College. In short, the Faculty Senate represents the collective view of the Stevens faculty. In order to ensure open communication throughout the College, meetings of the Faculty Senate and its standing committees and task forces are open to all members of the Stevens community. Exceptions to this policy are meetings of committees in the Thaddeus Stevens College of Technology Education Association, the collective bargaining association for Stevens faculty.

The Faculty Senate will:

- Provide the administration with the academic opinions and expertise of the faculty;
- Provide the faculty with an organization that acts for and represents faculty views on governance issues not covered by the collective bargaining association;
- Maintain a standing committee system that recommends policy to the administration;
- Provide faculty with participation on the President's Council if invited by the President;

- Provide a faculty organization with full opportunity for participation in meeting the Stevens mission;
- Provide a faculty organization that promotes trust, cooperation and partnership with the administration;
- Provide effective communication and professional debate about critical issues pertaining to teaching and learning; and
- Provide faculty leadership.

#### COLLEGE RESPONSIBILITIES IN STUDENT ACCIDENT, ILLNESS, OR LOSS

- Stevens does not assume responsibility other than routine dispensary treatment for loss or injury.
- The College does not assume responsibility for loss or injury sustained off the College campus.
- All students must carry medical coverage (insurance). The College cannot be held liable for injury or illness which requires external medical services (e.g., emergency room expenses, dental, vision, orthopedic needs).
- Removable objects a student carries cannot be claimed as damaged if lost or broken, unless they are essential to the performance of a College activity, and proper safety equipment was being used.
- On questions requiring a decision, a Vice President and/or ultimately the President will determine which activities are College responsibilities and which are not.

### **TITLE XVI – SEX DISCRIMINATION IN EDUCATION**

#### POLICY STATEMENT

Thaddeus Stevens College of Technology (the “College”) does not discriminate on the basis of sex, and is committed to providing a safe and healthy educational and workplace environment for all members of the College community. All students and employees have a right to be treated with dignity and respect. These rights extend to application for admission, classrooms, workplaces, residences, and the entire College environment. Accordingly, the College prohibits discrimination, unlawful harassment, including sexual harassment, and any other victimization of individuals based on actual or perceived traits or characteristics. This section outlines the College’s policy and procedures regarding sex discrimination in education as prohibited by Title IX of the Education Amendments of 1972, and the Pennsylvania Human Relations Act, including sexual harassment. Title IX states that:

“No person in the United States shall, on the basis of sex, be excluded from participation in, be denied the benefits of, or be subjected to discrimination under any education program or activity receiving Federal financial assistance.”

Consistent with Title IX, the College prohibits all forms of sex discrimination as defined by Title IX and Title IX regulations, and as explained in detail in this Policy.

The College is committed to protecting, maintaining, and encouraging freedom of inquiry in teaching, service, and research. However, raising issues of academic freedom and freedom of expression will not automatically excuse behavior that constitutes a violation of this Policy or the law. The College will balance the enforcement of this Policy with freedom of speech and academic freedom concerns.

The procedures, including the grievance process, set forth in this Policy apply when an employee, student (or applicant for admission) is either a Complainant or Respondent (as the terms are defined in this Policy).

## STATEMENT OF PURPOSE

This Policy establishes guidelines in accordance with the College's obligations under Title IX.

The purposes of this Policy include:

- Defining sexual harassment;
- Educating all students and employees about the behaviors that can be considered sexual harassment;
- Explaining procedures for reporting incidents of sexual harassment;
- Explaining the grievance procedures, including, but not limited to, the investigation process, hearings, and appeals;
- Explaining training provided by the College to officials with Title IX responsibilities under this Policy; and
- Identifying the disciplinary actions that might be imposed upon persons who violate this Policy and the supportive measures that might be put in place.

## APPLICABILITY

This Policy applies when the College has actual knowledge of allegations of sexual harassment in any College educational programs or activities against persons present in the United States by and among all members of the College community, including all faculty, staff, temporary employees, students, customers, and other third parties within the College's control. The procedures and grievance process for this Policy apply whenever a party is either a Complainant or Respondent. Sexual harassment can be committed by both men and women, and can occur between people of the same or opposite sex. It can occur between strangers or acquaintances, including people involved in an intimate or sexual relationship. A separate set of procedures applies to allegations of sexual harassment and sex discrimination that do not meet the definitions for each under the federal regulations (e.g., not a Violence Against Women Act offense) or that happen outside the College's jurisdiction or outside the United States. Those allegations will be handled under the College's Code of Conduct (for students) or the College's Nondiscrimination Policy (for employees).

Note: This Title IX Policy has been comprehensively updated, effective August 14, 2020, to comply with the Department of Education's new requirements effective on that date and is intended to treat Complainants and Respondents equitably. Unless otherwise stated, this Policy

supersedes and overrides other policies and procedures of the College to the extent they may be inconsistent with this Policy.

## DEFINITIONS

**Actual Knowledge:** Notice of sexual harassment or allegations for sexual harassment given to any of the following:

- Title IX Coordinator
- Any official who has authority to institute corrective measures on behalf of the College. The actual knowledge standard is not met when the only official of the College with actual knowledge is also the Respondent.

Individuals who have actual knowledge may become aware of sexual harassment if they witness or hear allegations from a Complainant (the person alleged to be the victim) or a third party (e.g., the Complainant's parents, friend, or peer); or if they receive a written or verbal complaint about sexual harassment or sexual harassment allegations; or if they learn about allegations by any other means.

**Advisor:** An individual who has agreed to serve as an informal provider of support and advice for a Complainant or Respondent. Each party may select an individual of their choice to serve as his/her Advisor. Each party has the right to have his/her Advisor present during any grievance proceeding or related meeting, who may be, but is not required to be, an attorney. The College will appoint an Advisor for parties who have not selected one. The role of the Advisor is to assist and guide the party during all College's Title IX proceedings. The Advisor, upon a party's request may:

- Accompany the party to related Title IX proceedings;
- Advise the party in preparation and presentation for all related proceedings;
- Conduct cross-examination in Title IX hearings on behalf of the party; and
- Advise the party in the preparation of any appeals.

The Advisor may not perform any function in the process other than advising the party and may not make a presentation or represent the party other than at the Title IX hearing. If, at any point, an Advisor becomes disruptive or fails to follow the rules of this Policy, the College reserves the right to remove the Advisor from the proceeding, and, if appropriate, any future proceedings. If a party's Advisor is removed, that party may choose another Advisor or have one appointed for them by the College.

**Complainant:** An individual alleged to be the victim of conduct that could constitute sexual harassment.

**Consent:** An informed decision, freely given, made through mutually understandable words or actions that indicate a willingness to participate in mutually agreed upon sexual activity. Consent cannot be given by an individual who is asleep, unconscious, or mentally or physically

incapacitated, either through the effect of drugs or alcohol or for any other reason. Consent cannot be given by an individual who is under duress, threat, coercion, or force. Past consent does not imply future consent. Silence or an absence of resistance does not imply consent. Consent can be withdrawn at any time.

**Deliberately Indifferent:** A response that is clearly unreasonable, in light of the known circumstances.

**Education Program or Activity:** Locations, events, or circumstances over which the College exercises substantial control—in which the alleged sexual harassment occurred, whether such programs or activities occur on campus or off campus. Conduct that occurs outside of the College’s program or activity as defined in this Policy may be subject to another applicable College policy.

**Formal Complaint:** A document filed by a Complainant or signed by the Title IX Coordinator alleging sexual harassment against a Respondent and requesting that the College investigate the allegation of sexual harassment.

**Hearing Officer:** The person who is the decision-maker with respect to the determination of responsibility after a live hearing. Hearing Officer might also mean a committee that is the decision-maker with respect to the determination of responsibility after a live hearing. A Hearing Officer cannot be the same person as the Title IX Coordinator or the investigator.

**Notice Triggering the College’s Response Obligation:** Notice to the Title IX Coordinator, or to an official with authority to institute corrective measures on the College’s behalf, triggers the College’s response obligations under this Policy. Such officials include the Title IX Coordinator, Deputy Title IX Coordinators, the Vice President, Human Resources, and other employees with supervisory authority.

**Officials with Authority:** A College employee who has the duty to report incidents of sexual misconduct or other student misconduct, or who a student or employee could reasonably believe has this authority or duty. The following are considered Officials with Authority (OWA): all full-time, part-time, temporary, visiting, and volunteer faculty, administrators, staff, coaches, Campus Security, and all other persons who conduct business with or on behalf of the College but are not employees.

**Party:** Either Complainant or Respondent. References to the plural “parties” includes Complainant and Respondent.

**Respondent:** An individual who has been reported to be the perpetrator of conduct that could constitute sexual harassment.

**Sexual Harassment:** Consistent with the Title IX Regulations, “Sexual Harassment” for the purposes of this Policy means conduct, on the basis of sex, that satisfies one or more of the following:

- An employee conditioning the provision of an aid, benefit, or service of the College on an individual's participation in unwelcome sexual conduct (sometimes referred to as "quid pro quo")
- Unwelcome conduct that a reasonable person would determine to be so severe, pervasive, and objectively offensive that it effectively denies a person equal access to the College's education program or activity; or
- Sexual Assault as defined in the Clery Act, or dating violence, domestic violence or stalking as defined in the Violence Against Women Act (VAWA). The Clery Act and VAWA are described in more detail below.

**Supervisor/Supervisory Authority:** A College employee who has the power to control or influence another person's academic advancement, employment, or extracurricular participation, including but not limited to, admissions, financial aid, athletic participation, employment conditions, compensation, promotion, discipline, or recommendations.

**Supportive Measures:** Non-disciplinary, non-punitive individualized services offered as appropriate and reasonably available, and without fee or charge, to the Complainant or Respondent before or after the filing of a formal complaint or where no formal complaint has been filed. Such measures are designed to restore or preserve equal access to the College's education program and/or activity without unreasonably burdening the other party, including measures designed to protect the safety of all parties and/or the educational environment, or to deter Sexual Harassment.

**Title IX Coordinator:** The person responsible for monitoring compliance with all aspects of this Policy. Accordingly, the Title IX Coordinator must be informed of all reports and complaints raising Title IX issues, even if the report or complaint was initially filed with another individual or office, or if the investigation will be conducted by another individual or office.

The Title IX Coordinator's contact information is:

Marian V. Wilson, PhD  
 Chief Diversity, Equity and Inclusion Officer and Title IX Coordinator  
 Phone: (717) 391-1365  
 Email: wilson@stevenscollege.edu  
 750 East King Street  
 Lancaster, PA 17602

The above contact information shall be provided to all current students and employees of the College, applicants for admission and employment with the College, and must be prominently displayed on the College's website.

**Title IX Regulations:** The federal regulations at 34 C.F.R. Part 106, as amended effective August 14, 2020, or as thereafter amended.



**College Community:** All full-time, part-time, temporary, visiting, and volunteer faculty, persons engaged in research, teaching assistants, administrators, staff, students, coaches, Campus Security and all other persons who conduct business with or on behalf of the College but are not employees.

**College Day:** A day when classes or examinations are scheduled and held in accordance with the official academic calendar of Stevens, excluding Saturdays and Sundays.

**Written Notice:** Notice to a student or employee sent to his/her College-issued email account as well as a hard copy letter sent via USPS mail to their address on file with the College. Students and employees have a responsibility to regularly check their College-issued email accounts and ensure the address on file with the College is current.

Written notice to individuals or entities that are not affiliated with the College will be sent to the College-issued email and/or to the USPS mail address on file with the College, if any.

When notice is sent pursuant to this section by mail or courier service, the notice is effective the date the notice is mailed or delivered to the courier service. When notice is hand-delivered, the notice is effective on the date it is delivered to the student or employee to whom the notice is addressed. When notice is sent by email, the notice is effective on the date the email is sent to the student's or employee's College-issued email account.

## RELEVANT FEDERAL LAWS

**Title IX of the Education Amendments of 1972:** Title IX is a federal civil rights law that prohibits discrimination on the basis of sex in education programs and activities that receive federal funding. The law provides that “no person in the United States shall, on the basis of sex, be excluded from participation in, be denied the benefits of, or be subjected to discrimination under any education program or activity receiving Federal financial assistance” (Title IX of the Education Amendments of 1972, 20 U.S.C. 1681, et. seq.) The U.S. Department of Education's Office for Civil Rights mandates that schools respond promptly to Title IX sexual harassment in a manner that is not deliberately indifferent and is not clearly unreasonable in light of, the known circumstances. Title IX protects all students at recipient institutions in the U.S. regardless of national origin, immigration status, or citizenship status.

**Title VII of the Civil Rights Act of 1964:** Title VII of the Civil Rights Act of 1964, as amended, prohibits employment discrimination based on sex, race, color, religion, or national origin. Accordingly, harassment of an employee on the basis of sex violates federal law.

Cases that involve allegations of harassment or discrimination not related to dating violence, domestic violence, sexual assault, or stalking will be dismissed under the Title IX policy and investigated under the College's Nondiscrimination Policy.

**The Violence Against Women Act (VAWA):** The Violence Against Women Act (VAWA, 42 U.S.C. § 13701, et seq.) prohibits sexual assault, domestic violence, dating violence, and

stalking. This federal legislation is sometimes referred to as the Campus Sexual Violence Elimination (“SaVE”) Act.

**The Clery Act:** The Clery Act, 20 U.S.C. § 1092 (F), requires all colleges and universities that participate in federal financial programs to collect and disclose certain information about crime on or near their campuses, including sex offenses.

**Family Educational Rights and Privacy Act (FERPA):** The Family Educational Rights and Privacy Act (FERPA), 20 U.S.C. § 1232(g), protects the privacy of student educational records. FERPA is designed to ensure that students (and parents of students under 18) can obtain access to the student’s educational records and challenge the content or release of such records to third parties.

## PROHIBITED CONDUCT

The following conduct is prohibited by this Policy:

**Sexual Harassment:** The College prohibits sexual harassment as defined in the Title IX regulations of this Policy. Sexual harassment, for the purposes of Title IX, includes, but is not limited to, the following types of misconduct or conduct based on sex:

- Rape/Sexual Assault (See below);
- Dating Violence (See below);
- Domestic Violence (See below);
- Stalking (See below);
- Physical contact such as unwelcome touching, fondling, patting, pinching, brushing the body, or other obscene gestures;
- Sexually degrading language or remarks of a sexual nature used to describe a person’s body or clothing;
- Verbal or physical conduct of a sexual nature made to any employee or student that might threaten or insinuate, either explicitly or implicitly, that an individual’s submission to, or rejection of, sexual advances will in any way influence personnel or academic decisions regarding that person;
- Repeated unwelcome sexually oriented conversations or comments, including jokes or anecdotes of a sexual nature, and sexually degrading language, including unwelcome or insulting sounds or whistles, and obscene phone calls, emails, social media posts, or texts;
- Sexually explicit language or writings, including the content of text messages and emails;
- Display of sexually demeaning and suggestive objects, pictures, videotapes, audio recordings, computer communications, or literature placed in the work or study area. (Note: Materials with sexual content that are used or displayed in an educational setting must be related to educational purposes);
- Displaying or electronically transmitting lewd pictures;

- Threats that an individual's conditions of academic life may be adversely affected by refusing to submit to sexual advances;
- Promises, implied or expressed of academic benefit to a person who engages in sexual activities;
- Indecent exposure;
- Invasion of sexual privacy;
- Bullying;
- Quid pro quo Sexual Harassment (See below);
- Hostile Educational Environment Harassment (See below); and
- Any other conduct which, when viewed from the perspective of a reasonable person, is sufficiently severe, pervasive, or objectively offensive to alter the conditions of the individual's employment or status as a student and create a hostile working or learning environment.

**Rape and Sexual Assault:** The College prohibits sexual misconduct against an individual or when an individual is unable to give consent, including rape and other types of sexual assault. "Sexual Assault" is defined for the purposes of Title IX and this Policy as an offense classified as a forcible or non-forcible sex offense under the uniform crime reporting system of the Federal Bureau of Investigation. Rape includes acts of sexual intercourse that takes place against a person's will and that are accompanied by physical coercion or the threat of bodily injury. This includes the sexual penetration of any bodily orifice with a body part or other object. Rape also includes intercourse with a person who is unable to consent, as a result of conditions including, but not limited to, those caused by the intake of alcohol or drugs, or because intellectual or other disability prevents the person from having the capacity to give consent.

**Dating Violence:** Prohibited "Dating Violence" is defined in the Violence Against Women Act, 34 U.S.C. § 12291(a)(10), as violence committed by a person—

Who is or has been in a social relationship of a romantic or intimate nature with the victim;

And where the existence of such a relationship shall be determined based on a consideration of the following factors:

- The length of the relationship.
- The type of relationship.

**Domestic Violence:** For the purposes of this Policy, prohibited "Domestic Violence" is defined consistently with the Title IX Regulations and the Violence Against Women Act, 34 U.S.C. § 12291(a)(8), to include "felony or misdemeanor crimes of violence committed by a current or former spouse or intimate partner of the victim, by a person with whom the victim shares a child in common, by a person who is cohabitating with or has cohabitated with the victim as a spouse or intimate partner, by a person similarly situated to a spouse of the victim under the domestic or family violence laws of the jurisdiction receiving grant monies, or by any other person against

an adult or youth victim who is protected from that person's acts under the domestic or family violence laws of the [Commonwealth of Pennsylvania]."

**Stalking:** Prohibited "Stalking" is defined in accordance with the Title IX Regulations and the Violence Against Women Act, 34 U.S.C. § 12291(a)(30), to mean engaging in a course of conduct directed at a specific person that would cause a reasonable person to—

Fear for his/her safety or the safety of others; or

Suffer substantial emotional distress.

**Quid Pro Quo Sexual Harassment:** The College prohibits "quid pro quo" sexual harassment, which occurs when an employee of the College conditions the provision of an aid, benefit, or service of the College on an individual's participation in unwelcome sexual conduct.

**Hostile Environment Sexual Harassment:** "Hostile Environment" sexual harassment in education in violation of Title IX, the Title IX Regulations, and this Policy occurs when unwelcome conduct of a sexual nature (when viewed from the perspective of a reasonable person) is so severe, pervasive, and objectively offensive that it effectively denies a person equal access to the recipient's education program or activity.

**Retaliation:** Retaliation in violation of Title IX is prohibited by the College. This prohibited conduct includes, but is not limited to, retaliation against a person for: reporting discrimination and harassment; filing a complaint of discrimination or harassment; or participating in, or refusing to participate in, the investigation, grievance, or other procedures of this Policy. Retaliation is also prohibited against persons who assist others in bringing a complaint of discrimination or harassment by offering advice and moral support or by giving testimony or documentary evidence in response to a complaint.

Prohibited retaliation includes conduct that may reasonably be viewed to:

Adversely affect an individual's educational, living, or work environment because of his/her good-faith participation, or refusing to participate, in the reporting, investigation, or other procedures in this Title IX Policy; or

Discourage a person from filing a report or complaint of sexual harassment or participating in an investigation or other proceedings under this Policy, or, reporting to or participating in procedures with any other local, state, or federal complaint process, such as filing a complaint with the U.S. Department of Education.

Retaliation includes, but is not limited to, acts or words that constitute intimidation, threats, or coercion intended to pressure any individual to participate, not participate, or provide false or misleading information during any proceeding under this Policy.

Prohibited retaliation also includes retaliation against a person who reasonably protests against sexual harassment practices within the College.

The College will not charge an individual under a separate policy or Code of Conduct for conduct arising out of the same facts or circumstances reported as sexual harassment for purposes of interfering with Title IX protections. The College is required to keep confidential the identity of complainants, respondents, and witnesses, except as where may be required by law, permitted under FERPA, or deemed necessary to carry out the Title IX process.

**Consent and The Use of Alcohol and/or Other Drugs:** Being intoxicated does not diminish an individual's responsibility to obtain the consent of the other party before engaging in sexual activity. Being intoxicated or under the influence of any other controlled substance is never an excuse for sexual misconduct.

**Consensual Amorous or Familial Relationships:** A Relationship between members of the College community in which one party exercises academic or administrative authority over another, or where the parties are related, may be inappropriate even if not in violation of Title IX because of the inherent risks in any familial, romantic/sexual relationship (such as faculty and staff, or faculty/staff and undergraduate student). These relationships have the potential to involve:

- Conflict of interest
- Exploitation
- Favoritism
- Bias

Given the power imbalance between the parties, the relationship may be less voluntary for the subordinate than to the supervisor/family member. In some cases, relationships change, and conduct that was previously welcomed by the subordinate may become unwanted and unwelcome. Further, the College and the supervisory individual could be challenged if a consensual amorous relationship results in an allegation of hostile work environment by the subordinate or family member, or others who feel they have been denied an opportunity or treated unfairly, as a result of the relationship.

Therefore, when Stevens faculty and staff members exercise power and authority over students or other employees, where the supervisory, instructional, or other professional authority creates a potential power imbalance, the faculty or staff member must report the situation promptly to Human Resources so that appropriate steps can be taken to ensure unbiased supervision or evaluation of the person supervised.

**Harassment based on Sexual Orientation:** This Policy prohibits sex-based harassment and bullying, including harassment based on gender, sexual orientation, and gender identity. The actual or perceived sexual orientation or gender identity of the parties, including lesbian, gay, bisexual, transgender, and queer (LGBTQ), does not change the College's obligations under this Policy.

## REPORTING PROCEDURES AND RESPONSE OBLIGATIONS

**In the Event of a Sexual Assault:** If you or someone you know has recently been assaulted:

108

- Immediately get to a safe place.
- Students and employees who believe that they have been victims of sexual assault or other criminal sexual misconduct are encouraged to report the incident immediately to Campus Security at (717) 606-1564 (24/7) or to law enforcement by dialing 911.
- Preserve evidence as follows:
  - Do not wash your face or hands, bathe, brush your teeth, drink, or eat, douche, or change clothes if you can avoid it. If you do change your clothes, put all clothing you were wearing at the time of the assault in individual paper bags (not plastic). It is important to preserve as much evidence as possible should you later decide to press criminal charges.
  - Preserve all physical evidence, where possible
    - Seek medical attention. The College Health Offices may be contacted at:
      - Main Campus (717) 299-7769
      - For urgent medical treatment, call 911.
- Contact the Title IX Coordinator or other resources described in this Policy for ongoing support when you feel ready to do so.

**Reporting and Filing Complaints with the Title IX Coordinator:** Any incident of sexual harassment in violation of Title IX and this Policy may be reported to the Title IX Coordinator, whose contact information as of the effective date of this Policy is:

Marian V. Wilson, PhD  
 Chief Diversity, Equity and Inclusion Officer; Title IX Coordinator  
 Phone: (717) 391-1365  
 Email: wilson@stevenscollege.edu  
 Address: 750 East King Street, Lancaster, PA 17602

Forms and procedures for reporting complaints of sexual harassment in violation of Title IX are available in the Counseling Offices, Office of Human Resources and on the College's website (stevenscollege.edu).

### **Additional Information on Reporting**

**Confidential Employees:** Professional licensed counselors, health services professionals, and pastoral counselors who provide mental, health, and counseling services to members of the College community are not permitted to report any information without the Complainant's permission.

**Reports:** When a report is made to the Title IX Coordinator, it is helpful if the report provides all relevant details, including the names of the Complainant and Respondent (if known), any witnesses, and any other relevant facts, including the date, time, and specific location of the alleged incident.

**Anonymous Reporting:** Any member of the College community may report a violation of this Policy by calling the College's reporting hotline (24/7) at (717) 391-7225. Callers will speak with an operator who will ask questions and complete a report. Callers can provide further details anonymously, as needed.

**Timing:** There is no time limit for reporting prohibited conduct to the College under this Policy; however, the College's ability to respond may diminish over time, as evidence might erode, memories might fade, and Respondents might no longer be affiliated with the College.

**Deputy Coordinators** have been designated by the Title IX Coordinator to provide assistance with the Title IX process. The Deputy Coordinators are:

Heather Burky  
Human Resources Specialist  
(717) 391-6935  
Email: burky@stevenscollege.edu  
Address: 750 East King Street, Lancaster, PA 17602

Chris Metzler, PhD  
Vice President of Student Services  
(717) 299-7794  
Email: metzler@stevenscollege.edu  
Address: 750 East King Street, Lancaster, PA 17602

**Office for Civil Rights:** In addition to the procedures in this Policy for reporting to the Title IX Coordinator, individuals may also contact the Office for Civil Rights (OCR):

**U.S. Department of Education**

Office for Civil Rights  
Lyndon Baines Johnson Department of Education Bldg., 400 Maryland Avenue SW  
Washington, DC 20202-1100  
Phone: (800) 421-3481  
Fax: (202) 453-6012  
TDD: (800) 877-8339  
Email: OCR@ed.gov

**Overview of Response Obligations:** Upon receiving notice of potential sexual harassment prohibited under Title IX, the College is obligated to promptly respond in a manner that is not deliberately indifferent and is not clearly unreasonable in light of known circumstances.

Mandatory response obligations of the College as required by the Title IX Regulations are as follows:

The College must offer supportive measures to the Complainant and Respondent.

The Title IX Coordinator must:

- promptly contact the Complainant confidentially to inform the Complainant of the availability of supportive measures and consider Complainant's requests with respect to supportive measures;
- inform the Complainant of the availability of supportive measures with or without the filing of a formal complaint; and
- explain the formal complaint process and all other options such as mutual no-contact orders, informal resolution (except where Complainant-student and Respondent-employee are involved), investigation, other, i.e. if not dating, domestic violence, stalking or sexual assault.

The College must follow the grievance process set forth in this Policy before the imposition of any disciplinary sanctions or other actions (that are not supportive measures) against a Respondent.

The College must not restrict rights protected under the U.S. Constitution when complying with Title IX.

The College must investigate sexual harassment allegations in any Formal Complaint, whether filed by a Complainant or signed by the Title IX Coordinator.

The College should respect a Complainant's wishes with respect to whether it investigates the reported incident unless the Title IX Coordinator determines that signing a Formal Complaint to initiate an investigation over the wishes of the Complainant is not clearly unreasonable in light of the known circumstances.

## GRIEVANCE PROCESS

**Complaint of Sexual Harassment:** As explained in above, informal reports of sex discrimination may be made by anyone, including anonymously, to the College's Title IX Coordinator. If that occurs, the Title IX Coordinator will promptly review the allegations to determine if they constitute sexual harassment in violation of this Policy that may warrant the filing of a Formal Complaint by the Title IX Coordinator.

A **Formal Complaint** may be filed with the College's Title IX Coordinator in person, through the College portal, by U.S. mail, by email, or by using the contact information listed in this Policy.

Submission to the Title IX Coordinator of a Formal Complaint alleging sexual harassment and requesting investigation will immediately trigger the College's Title IX Grievance Process. For the purposes of this Policy, a "Formal Complaint," consistent with Section 106.30 of the Title IX Regulations, is defined as a document filed by a Complainant or signed by the Title IX Coordinator alleging sexual harassment against a Respondent and requesting that the College investigate the allegation of sexual harassment. (When the Title IX Coordinator signs a Formal Complaint, the Title IX Coordinator is not considered to be a "Complainant.")



At the time of filing a Formal Complaint, a Complainant must be participating in or attempting to participate in an education program or activity of the College in order to initiate the College's Title IX formal grievance process.

**Notice of Allegations:** Upon receiving a Formal Complaint, the College must complete a prompt, fair, and impartial investigation of the allegations. The grievance process is intended to treat the Complainant and Respondent equitably. **Respondents are presumed not responsible** for the alleged conduct and no determination regarding responsibility will be made until the conclusion of the grievance process. The investigation shall be handled by one or more investigators appointed by the Title IX Coordinator.

The Respondent (and Complainant) will be promptly provided with a "Notice of Allegations" that meets the requirements of Section 106.45(b) (2)(i)(B) of the Title IX Regulations. At minimum, the Notice shall include the allegations of conduct potentially constituting sexual harassment, including sufficient details known at the time and with sufficient time to prepare a response before any initial interview. Such details might include the identities of the parties involved in the incident, if known, the conduct allegedly constituting sexual harassment, and the date and location of the alleged incident, if known. The Notice will include a statement that the Respondent is presumed not responsible for the alleged conduct and that a determination regarding responsibility will be made at the conclusion of the grievance process. The Notice will also inform the parties that they may each have an advisor of their choice, who may be, but is not required to be, an attorney, and who may inspect and review evidence. The Notice will also inform the parties of any provision in the College's Code of Conduct that prohibits knowingly making false statements to College officials.

The Notice of Allegations shall be provided as soon as reasonably practicable but no more than seven (7) College Days after the receipt of a Formal Complaint.

**Investigation by the College:** An investigation shall be promptly conducted by the College through one or more investigators ("Deputy Coordinators") who will not be the Title IX Coordinator. When investigating a Formal Complaint and throughout the entire grievance process, the College will, in accordance with the Title IX Regulations:

- Ensure that the burden of proof and the burden of gathering evidence is on the College and not on the parties. However, the College cannot access, consider, disclose, or otherwise use a party's medical/psychological records without that party's voluntary, written consent to do so;
- Provide an equal opportunity for the parties to present witnesses, including fact and expert witnesses, and other evidence;
- Not restrict the ability of either party to discuss the allegations under investigation or to gather and present relevant evidence;
- Ensure that both parties have the opportunity to have others present during any grievance proceeding, including the opportunity to be accompanied to any related meeting or proceeding by the advisor of their choice, who may be, but is not required to

be, an attorney, and not limit the choice or presence of advisor for either the Complainant or Respondent in any meeting or grievance proceeding;

- Provide, to a party whose participation is invited or expected, written notice of the date, time, location, participants, and purpose of all hearings, investigative interviews, or other meetings, with sufficient time for the party to prepare to participate;
- Provide both parties equal opportunity to inspect and review evidence obtained as part of the investigation that is directly related to the allegations raised in a Formal Complaint, including the evidence upon which the College does not intend to rely in reaching a determination regarding responsibility and evidence, whether or not obtained by the College, so that each party can meaningfully respond to the evidence prior to the conclusion of the investigation. Prior to completion of the investigative report, the College will send to each party and the party's advisor, if any, the evidence subject to inspection and review in an electronic format or hard copy, and the parties will be given at least ten (10) calendar days to submit a written response, which the investigator will consider before completing the investigative report. All such evidence will be made available for the parties' inspection and review at any hearing, in order to give each party equal opportunity to refer to such evidence during the hearing, including for purposes of cross-examination; and
- Create an investigative report that fairly summarizes relevant evidence and allows at least ten (10) calendar days prior to a hearing (if a hearing is held) or other time of determination regarding responsibility. Then, send to each party and the party's advisor, if any, the investigative report in an electronic format or hard copy for review and written response.

The investigation stage of the process, ending with the issuance of the investigative report, shall be completed within no more than sixty (60) College Days, but may be extended in intervals of fourteen (14) College Days, with written notice explaining the reason for the extension.

**Options for Informal Resolution after Formal Complaint is Filed:** Except in cases where the Respondent is an employee and the Complainant is a student, the College in appropriate situations in which a Formal Complaint has been filed may in its discretion offer and facilitate an **informal resolution process** if each party, after being fully informed, voluntarily agrees in writing to participate in such process. The process, which would be handled in compliance with Section 106.45(b) of the Title IX Regulations, could involve such informal processes as a mediation or restorative justice.

An informal resolution process may be used only when both the Complainant and Respondent voluntarily agree to participate, and only after a Formal Complaint has been filed. If the parties elect to proceed with an offered informal resolution process, this process would be in lieu of a Formal Hearing (discussed below). No one can be forced to go through the informal resolution process.

If an informal resolution option is offered by the College, both parties, prior to making a decision on whether to participate, will be provided with written notice describing the process and the implications of participating. The notice will describe the allegations against the Respondent. It

will also describe the informal resolution process, including the right of either party at any time prior to the voluntary agreement to a resolution, to withdraw from the informal resolution process and require the matter to resume under the Formal Hearing process. It will also describe the consequences of proceeding to a conclusion under the informal resolution process, including the bar to the Complainant of later pursuing a Formal Complaint arising from the same allegations after a final informal resolution has been agreed to by both parties.

If, in a particular case, expulsion is a proposed sanction, it, like all other potential outcomes, can occur only if both parties agree to it as part of resolution.

Any mediators or other individuals offered by the College to facilitate an informal resolution process will be trained in, among other things, the definition of sexual harassment under the Title IX regulations, how to conduct the process, and how to avoid conflicts of interest and bias in discharging their duties.

An informal resolution process shall be completed within sixty (60) College Days of the agreement of both parties to use the informal resolution process, unless an extension of time is agreed to by both parties. If either party withdraws from the informal process, or no mutually agreeable resolution can be reached during the timeframe for the informal resolution process, the formal grievance process shall resume. (The timeframes applicable to the formal grievance process shall be put on hold during any informal resolution process and shall restart if the informal resolution process is terminated without an agreed-upon resolution.)

**Dismissal of Formal Complaint:** If the conduct alleged in the Formal Complaint would not constitute sexual harassment as defined in Section 106.30 of the Title IX Regulations (even if proven), or did not occur in a College education program or activity, or did not occur in the United States, then the College will dismiss the Formal Complaint with regard to that conduct for purposes of sexual harassment under Title IX, and refer the complaint to the appropriate College official (e.g., the Offices of the Vice-President of Student Services, Human Resources or Diversity, Equity and Inclusion) as appropriate to be reviewed under the College's Code of Conduct, Human Resources policies or the Nondiscrimination Policy.

If the conduct alleged is contrary to the College's policies but occurred outside the College's Title IX jurisdiction (i.e., not within a College education program or activity) and the behavior has significant impact on operations of the College, the matter will be referred to the appropriate College official to be reviewed as a non-Title IX disciplinary proceeding under the College's Code of Conduct (for students) or through the Human Resources policies (for employees) or through the Nondiscrimination Policies for students or employees.

In addition, the College may dismiss a Formal Complaint or any allegations therein if at any time during the investigation or hearing: a Complainant notifies the Title IX Coordinator in writing that the Complainant would like to withdraw the Formal Complaint or any allegations therein; the Respondent is no longer enrolled at or employed by the College; or specific circumstances prevent the College from gathering evidence sufficient to reach a determination as to the Formal Complaint or allegations therein.

An appeal may be requested by either party from a dismissal of a Formal Complaint or any allegations therein within the timeframe and on any of the three grounds specified below in the Appeals section of this Policy.

**Live hearing:** Except for cases in which the parties have agreed to proceed with an informal resolution process, a live hearing will be held before a trained decision-maker(s) appointed by the College. The decision-maker(s):

- Will not be the Title IX Coordinator or investigator(s);
- Will be free from conflict of interest or bias, including bias for or against Complainants or Respondents; and
- Will have been trained on topics (including how to serve impartially), on issues of relevance (including how to apply the rape shield protections provided for Complainants), and on any technology to be used at the hearing.

At the hearing, each party, in accordance with Section 106.45(b)(6), shall be permitted (through an Advisor of the party's choosing) to cross-examine and ask relevant questions of the other party and all witnesses. The Advisor may be, but is not required to be, an attorney. In no event will a party (Complainant or Respondent) be permitted to personally cross-examine another party or witness. If a party does not have an Advisor present at the live hearing, the College will provide, without charge to that party, an advisor of the College's choice to conduct cross-examination on his/her behalf.

At the request of either party, the College will provide for the live hearing to occur with the parties in separate rooms using technology that enables the decision-maker(s) and both parties to simultaneously see and hear the party or witness answering questions. At the discretion of the College, hearings may be conducted with all parties physically present in the same geographic location, or any parties, witnesses, and other participants appearing virtually with technology enabling participants simultaneously to see and hear each other.

Before a Complainant, Respondent, or witness answers a cross-examination or other question, the decision-maker(s) will first determine whether the question is relevant and explain any decision to exclude a question as not relevant. Questions and evidence about the Complainant's sexual predisposition or prior sexual behavior are not relevant, unless such questions and evidence about the Complainant's prior sexual behavior are offered to prove that someone other than the Respondent committed the conduct alleged by the Complainant, or if the questions and evidence concern specific incidents of the Complainant's prior sexual behavior with respect to the Respondent and are offered to prove consent.

If a party or witness does not submit to cross-examination at the live hearing, the decision-maker(s) is prohibited under the Title IX Regulations from relying on any statement of that party or witness in reaching a determination regarding responsibility. However, no negative inference about the determination regarding responsibility shall be drawn solely on the basis of a party's or witness's absence from the live hearing or refusal to answer cross-examination or other questions.

The College will create an audio or audiovisual recording, or transcript, of any live hearing and make it available to the parties for inspection and review. The College is not required to provide a copy to either party.

The College uses a “preponderance of the evidence” standard to determine responsibility. The same standard of evidence applies for Formal Complaints against students as for Formal Complaints against employees, including faculty.

**Determination regarding responsibility:** Following the hearing, the decision-maker(s) shall issue a **written determination** of responsibility or non-responsibility. The written determination shall be issued as soon as reasonably practicable after the hearing, but not later than ten (10) College Days after the close of the hearing.

The written determination must include the following:

- Identification of the allegations potentially constituting Sexual Harassment;
- A description of the procedural steps taken from the receipt of the Formal Complaint through determination, including any notifications to the parties, interviews with parties and witnesses, site visits, methods used to gather other evidence, and hearings held;
- Findings of facts supporting the determination;
- Conclusions regarding the application of the College’s policy, and if applicable, the College’s Code of Conduct, to the facts in the event that the College exercises its discretion to apply any College policies and procedures not otherwise required under Title IX;
- A statement of, and rationale for, the result as to each allegation, including:
- A determination regarding responsibility;
- Any disciplinary sanctions the College imposes on the Respondent;
- Whether remedies designed to restore or preserve equal access to the College’s education program or activity will be provided by the College to the Complainant; and

The applicable procedures and permissible bases for the Complainant and Respondent to appeal (as described below).

**Appeals:** Either the Complainant or the Respondent may appeal from either:

- A determination of responsibility/non-responsibility; or
- The dismissal of a Formal Complaint or any allegations therein, to both parties, on the following three grounds, and no other grounds:
- A procedural irregularity that affected the outcome of the matter;
- New evidence that was not reasonably available at the time the determination regarding responsibility or dismissal was made, but that could affect the outcome of the matter; and

- The Title IX Coordinator, investigator(s), or decision-maker(s) had a conflict of interest or bias for or against Complainants or Respondents generally or the individual Complainant or Respondent that affected the outcome of the matter.

Notice of Intent to Appeal must be filed by either party within two (2) College Days of the issuance of a determination regarding responsibility or the dismissal of a Formal Complaint with the Title IX Coordinator.

Notice of Intent to Appeal must be followed within three (3) additional College Days by the filing of a detailed written “Statement of Appeal” identifying the grounds for appeal and explaining with specificity the facts supporting the basis of the appeal.

Failure to file either the Notice of Intent to Appeal or the Statement of Appeal in a timely fashion will result in the appeal being dismissed.

The College will immediately provide a copy of any Notice of Intent to Appeal and of the appealing party’s Statement of Appeal to the non-appealing party. The non-appealing party will have five (5) College Days from the date appeal was sent to the party’s College-issued email to submit a written “Response to Statement of Appeal.” If such Response to the Statement of Appeal is filed, a copy will be immediately provided by the College to the appealing party, but the appealing party shall not have the right to submit an additional statement.

Notices of Intent to Appeal, Statements of Appeal, and Responses to Statements of Appeal must be submitted in writing to:

**Pedro Rivera, President**  
**Office of the President**  
**Mellor Building**  
**Thaddeus Stevens College of Technology**  
**750 East King Street, Lancaster, PA 17602**

Non-punitive supportive measures, such as mutual class scheduling adjustments (where possible), and mutual no-contact orders, may be continued during the pendency of an appeal, but any disciplinary sanctions will be stayed until the completion of the appeal process. The President or President’s designee will review the appeal, including all party submissions, and issue a written decision to all parties involved within thirty (30) College Days, or as soon as is reasonably possible, but not later than forty-five (45) days after receipt of the written Notice of Intent to Appeal.

This is the final step in the College’s formal complaint procedure.

#### **DISCIPLINARY ACTIONS**

Employees and students who violate this Policy are subject to appropriate discipline by the College. If an investigation results in a finding of responsibility or that this Policy has been violated, the mandatory minimum discipline will be a written reprimand.

Upon the finding of a serious violation of this Policy, the College reserves the right to take disciplinary action, up to and including termination of employment, expulsion or suspension, removal from campus, cancellation of contract, and any other appropriate actions to address the violation.

Appropriate disciplinary actions shall be taken against any person found to have participated in any acts of retaliation. Any attempt to penalize or retaliate against a person for filing a complaint or participating in the investigation of a complaint regarding a violation of this Policy will be treated as a separate and distinct violation of the Policy. Specifically:

- A student found to have retaliated in violation of this Policy shall be subject to measures up to and including suspension and/or expulsion.
- A College employee found to have retaliated in violation of this Policy shall be subject to measures up to and including termination of employment.
- A College non-employee found to have retaliated in violation of this Policy shall be subject to measures up to and including exclusion from a College relationship and College grounds.

Persons who violate this Policy might also be subject to civil damages or criminal penalties.

#### SUPPORTIVE MEASURES

Supportive measures by the College might include, but will not be limited to:

- Providing escorts to ensure that individuals can safely move between classes and activities;
- Where possible and as appropriate, assuring that the Respondent and Complainant do not attend the same classes;
- Moving the Complainant and/or Respondent to a different residence hall;
- Providing counseling and/or medical services for the Respondent and Complainant;
- Providing academic support services, such as tutoring, to the Respondent and Complainant.

The College may also provide remedies for the broader College community, including additional training and education.

#### SPECIAL RULES AND PROCEDURES WHERE THE RESPONDENT IS A COLLEGE EMPLOYEE

When the Respondent is an employee of the College and the Complainant is a student, the following special rules and procedures shall apply with respect to the Respondent:

- The Title IX Coordinator shall notify the President and coordinate the investigation with a trained investigator.
- Under no circumstances shall the informal resolution process of this Policy be available when the Respondent is a College employee, and the Complainant is a student.

- Employees who are found responsible for violating this Policy shall be subject to disciplinary action, up to and including termination of employment. Disciplinary action other than termination might include, but not be limited to, demotion, reassignment, suspension without pay from employment, written warnings, and oral warnings.
- Employees subject to discipline based on a determination of responsibility for violating this Policy who are members of a collective bargaining unit represented by a labor union at the College shall have the right, to the extent consistent with federal law, including the Title IX Regulations, to pursue any directly applicable grievance and arbitration procedures under the applicable collective bargaining agreement with respect to such disciplinary action.
- When determined by the College to be appropriate under the circumstances, and to the extent consistent with any applicable collective bargaining agreement, an employee who is a Respondent may be placed on administrative leave pending the grievance process.

**Note:** Any complaint that does not meet the definition of Sexual Harassment under the federal regulations, or that happens outside the College’s jurisdiction, or that happens outside the United States will be handled outside the 106.45 procedures and reviewed under the College’s Code of Conduct (students) or the College’s Nondiscrimination Policy (employees).

## EDUCATION AND PREVENTION

**Generally:** Education is an essential component in the prevention of sexual harassment. To accomplish an adequate Title IX educational program, the College shall:

- Educate members of the College community on what constitutes prohibited conduct under this Policy.
- Inform members of the College community of this Policy and training programs to assure their implementation.
- Ensure that the College has sufficiently trained staff to carry out educational programs and training regarding the procedures established by this Policy.

**Training:** The Title IX Coordinator shall oversee and coordinate training regarding Title IX and the prevention of sex discrimination. To the extent training relates to employees, the Title IX Coordinator shall coordinate such training with the Office of Human Resources.

**Dissemination of the Policy:** A copy of this Policy shall be distributed throughout the campus and shall be published on the College’s website.

**Public Notification of Clery Act Statistics:** To the extent required by law, including the Clery Act, the College shall collect and annually report statistical information concerning sexual misconduct occurring within its jurisdiction. To promote public safety, the College will alert the campus community of incidents and developments of immediate concern occurring within its jurisdiction.



**Resources:** For information on the counseling services available to student victims of harassment and sexual assault, contact:

- Title IX Coordinator directly at (717) 391-1365
- Counseling Services directly at (717) 299-7408
- State Employee Assistance Program: (800) 692-7459
- Health Services: at (717) 299-7769

**Title IX Recordkeeping:** The College shall maintain for a period of seven (7) years, records of:

- Each sexual harassment investigation, including any determination regarding responsibility, any audio or audiovisual recording or transcript required under the Title IX Regulations, any disciplinary sanctions imposed on respondents, and any remedies provided to the complainants designed to restore or preserve equal access to the recipient's education program or activity;
- Any appeal and the result of the appeal;
- Any informal resolution and the results therefrom;
- All materials used to train Title IX coordinators, investigators, decision-makers, and any person who facilitates an informal resolution process. These training materials will be publicly available on the College website; and
- Any actions, including supportive measures.

**Questions/Contact:** If you have any questions or concerns that the College has not met its obligation under this Policy, please contact the Title IX Coordinator.

Also, you will find the College's Title IX Student/Employee Sexual Misconduct and Harassment Reporting form at the bottom of the College website ([stevenscollege.edu](http://stevenscollege.edu))

## STUDENT/EMPLOYEE SEXUAL MISCONDUCT AND HARASSMENT REPORTING FORM

The information contained in this document is confidential and must be submitted to the Title IX Coordinator, except for matters which involve only employees, with no student(s) involved as Complainant or Respondent. In such cases, the form should be submitted to the Office of Human Resources.

Name: \_\_\_\_\_

Local Address: \_\_\_\_\_

Work Phone: \_\_\_\_\_ Local Phone: \_\_\_\_\_ Cell Phone: \_\_\_\_\_

Date of Incident: \_\_\_\_\_ Time of Incident: \_\_\_\_\_ AM/PM

Location of Incident:

\_\_\_\_\_

Name(s) of the individual(s) against whom you are submitting this complaint:

\_\_\_\_\_

\_\_\_\_\_

Please describe the nature of the incident, providing as much detail as possible to assist with the investigation of this complaint.

\_\_\_\_\_

Please provide the names and contact information of any witness(es).

Name/Status	Address	Phone #
-------------	---------	---------

If additional space is required, please use an additional form, and just provide your name in the top section of the form)

Acknowledgment: By signing this form I understand that this complaint will be investigated, and the alleged harasser(s), any witnesses, and persons of interest will be interviewed. The information provided in this Sexual Harassment Reporting form is true and accurate to the best of my knowledge.

---

Complainant

Date

Special Note: Students and employees who believe that they have been victims of sexual misconduct should report their complaint/incident immediately to the Title IX Coordinator at (717) 391-1365. If you have an after-hours report, contact Campus Security at (717) 396-7165 on the Main Campus and at (717) 391-7225 on the Griscom Education Center.

## **XVII. EXTRACURRICULAR ACTIVITIES**

### COMMUTING STUDENTS

Commuting students are encouraged to become involved in the various governmental committees and activities that Stevens has to offer. They are further urged to avail themselves of the various services Stevens has to offer including library, tutorial, counseling, and medical services as needed.

### STUDENT CLUBS AND ORGANIZATIONS

Stevens supports student organizations which can contribute meaningful experiences for students and that can enhance their cultural, social, physical, and spiritual development. Student clubs and organizations are open to all members of the student body. Any student interested in starting a club or organization may contact the Vice President of Student Services for assistance.

**American Design Drafting Association (ADDA):** The purpose of the student chapter of the American Design Drafting Association is to disseminate technical information for improving the science of graphic communications and design, to initiate and encourage a continued program of education so as to provide self-improvement and progress through increased knowledge, and to foster a spirit of fellowship among its members.

**American Institute of Architectural Students (AIAS):** An international organization for college-level students of architecture. It is the primary membership and advocacy organization for architecture students in the United States.

**Black Student Union (BSU):** This chapter of the National BSU is a resource for all students who wish to learn and explore minority cultures, and gives voice and preparation to students who may face future challenges because of their race or socioeconomic status.

**Boxing Club:** An opportunity to get an excellent cardio workout and open to anyone who wishes to learn boxing techniques. Offensive and defensive skills are practiced in this club.

Students will have the privilege to use bag gloves, heavy bags, hand wraps and other equipment.

**E-sports:** The newest club at Stevens, E-sports offers competitive tournaments and an online community where students can view tournament broadcasts, share clips from their favorite games, and chat with other Stevens gamers.

**Latino Scholars:** A representative body of students of Hispanic origin for the purpose of providing a supportive social and academic network of peers as well as to celebrate their cultural heritage throughout the campus community.

**Outdoors Club:** Students interested in the great outdoors will learn everything from archery to turkey calling.

**Phi Theta Kappa:** Invitation to join the Beta Nu Delta Chapter honor society is extended to full-time students maintaining a grade point average of 3.5 or higher. Personal enrichment is gained through the organization's four hallmarks: scholarship, leadership, service, and fellowship.

**Power Source:** Students meet on a regular basis to fellowship and share faith-based experiences.

**Residence Hall Council:** A group of students who initiate and carry out activities for the resident students as well as raise questions/concerns about living on campus. The purpose of the organization is to promote the general welfare of residence life at Stevens; to constitute a medium for expressing student opinions on residence life; to provide a communicative medium between and among students, residence hall personnel and administration; and to provide experience for its members in the principles and practices of democratic government. Students who wish to participate in Residence Hall Council should submit their names to their respective RHA, who will, along with present Council members, conduct an election for that hall's Council. These elections will occur within the first five weeks of the fall semester and at the end of the spring semester.

**SkillsUSA:** A high school and postsecondary competition that starts regionally, then moves into state level; winners qualify for a national competition. SkillsUSA's mission is to empower its members to become world-class workers, leaders and responsible American citizens. Every major at Stevens is mirrored in some way in one or more of the nearly 100 competition areas.

**Society of Manufacturing Engineers (SME), Chapter S228:** A student organization dedicated to inspire, prepare, and support students for the advancement of manufacturing. See more at [sme.org/](http://sme.org/)

**Spectrum LGBTQ+ Alliance:** An organization dedicated to building an alliance of understanding and support of LGBTQ+ students and the campus community at the College.

**Student Government Association (SGA):** A representative body voicing student opinions concerning cultural and academic life and sharing proportionately in the development of College

policy. The purpose of the organization is to promote the general welfare of the College; to constitute a medium for expressing student opinion on cultural events and academic life; to provide experience for its members in the principles and practices of democratic government; and to provide a communicative medium between and among students, faculty and administration. The SGA president attends the meetings of the Faculty Senate and Board of Trustees.

**Tech Phi Tech:** Fraternity whose purpose is to encourage activities devoted to the ideals of community service, scholarship, and brotherhood.

**Women in Trades and Technology (WITT):** An organization that primarily provides support for women in nontraditional fields. WITT also provides female students at Stevens with social activities, learning opportunities and formal and informal support networks.

**Yearbook Staff:** An opportunity for students to contribute to various aspects of the *Stevensonian* production process.

## ATHLETICS

Stevens maintains an athletic program of five major intercollegiate sports: football, men's and women's cross-country, men's basketball, wrestling, and men's and women's track and field. Contests are scheduled against other colleges and university junior varsity teams as well as junior and community colleges in the mid-Atlantic states. The basketball, cross-country, wrestling, and track and field programs are presently affiliated with the National Junior College Athletic Association. This affiliation allows Stevens athletes to compete in regional and national competition when qualifying standards are met. Additionally, the basketball, wrestling, track and field, and cross-country teams have memberships in the Eastern Pennsylvania Athletic Conference. The football team has membership in the Seaboard Conference. Special recognition and awards are given at an annual athletic awards banquet to the athletes cited by the coaches for their outstanding athletic achievement and contribution to athletics.

## INTRAMURALS

The intramural program is one of the most popular and most important student activities on the Stevens campuses. The goal of the intramural program is to offer a wide variety of sports and recreational activities to each student. Among the activities included: dodgeball, basketball, and volleyball. Play-offs are held in all sports, with a trophy and party for the winners.

Student ID cards are needed each night of participation in any intramural sport. Students' guests are not permitted to participate in intramural sports.

Student athletes practicing and/or competing on an intercollegiate athletic team may participate in an intramural sport only during the team's off-season.

## MULTIPURPOSE ACTIVITY CENTER

The 61,000 square foot Multipurpose Activity Center (MAC) opened in the spring of 2002. It features a spacious gymnasium with a primary basketball arena, flanked by courts on either side. The MAC has two racquetball courts, an elevated 110-meter track, coaching offices, a training center, extensive locker room facilities, and seating for approximately 2,000.

Complementing this high-profile facility is the adjoining Stauffer gymnasium with a state-of-the-art cardio theater and an array of free weights with a separate circuit training area and several cardiovascular apparatuses.

**\*Students are not permitted to have guests in the MAC and must swipe their ID card each time they enter the building.** Rules for the MAC are posted throughout the building. If MAC rules are broken, disciplinary sanctions may be imposed.

The MAC is available to students at the following days/times during the fall and spring semesters:

Monday – Thursday: 8:00am – 10:00pm

Friday: 8:00am – 9:00pm

Saturdays: 8:00am – 4:00pm

Sundays: 8:00am – 9:00pm

Summer/Holiday Hours:

Monday – Friday: 8:00am – 7:00pm

Saturday/Sunday: 8:00am – 4:00pm

## STUDENT CENTER

The Schwalm Student Center is one of the focal points of student activity on the Main Campus. Completely renovated by students, instructors, and alumni, this center has three floors which house the Bulldog Cafe student lounge areas, and student government meeting hall and offices. Outside of the Schwalm Student Center is a student-built brick fire pit.

## XVIII. AVAILABLE SERVICES

### COUNSELING SERVICES

Counseling Services help students to develop coping strategies to improve their opportunity for success in college, work, and life. Interventions build on strengths and encourage healthy lifestyle choices. Counseling and wellness services are provided by Michelle Marmo, whose office is on the first floor at the Griscom Education Center. Counseling and Accessibility services are provided by Debra Schuch, located in the Hartzell Building on the Main Campus.

Counseling services are available weekdays, and some evenings. Students may be referred from any member of the campus community, or can schedule an appointment using the online scheduler, email, or a phone call. Counseling is provided at no additional cost and offered in a

confidential setting where students may freely discuss any concerns. When appropriate, the counselor may refer students to community-based providers. Students may seek counseling for depression, stress, anxiety, family and relationship difficulties, grief and loss, substance abuse, poor academic performance, disabilities, and career guidance. Local resources and self-help information is available via the portal. Contact information: Michelle Marmo (717) 391-7213; marmo@stevenscollege.edu and Debra Schuch (717) 299-7408; schuch@stevenscollege.edu

## ACCESSIBILITY SERVICES

In accordance with the Americans with Disabilities Act, Amendment Act of 2008. Section 504, Section 508 of the Rehabilitation ACT of 1973, the Accessibility Office of Thaddeus Stevens College of Technology supports students with disabilities to understand the essential academic, social and emotional skills needed to graduate, obtain, and maintain employment, as well as management life challenges. Students are eligible for accommodations after they have provided documentation of a disability and participated in an interview with the coordinator.

Documentation is reviewed by the Accessibility Coordinator, and accommodations are approved if they do not alter the pace, content or essential skills required for each course and program. Some accommodations may be available through Universal Design practices or technology. Disability information is protected under laws such as FERPA and HIPAA, both of which limit the sharing of information to only individuals who have a specific need to know, and to those individuals whom the student has designated through a signed release.

**Disclosure:** The student, not an individual (i.e., parent, guardian, treatment provider) acting on behalf of the student, must disclose their disability. The student may disclose at any time; however, accommodations are not retroactive.

### **Documentation requirements:**

- Must be current within the last three years.
- Define the disability
- Show evidence of the disability affecting a major life activity
- Cite the requested accommodations as they relate to the disability.
- Must be from a licensed professional, such as a psychologist, or treating physician.

An IEP/504 plan and evaluation report from the student's high school from the student's junior or senior year may be used.

Disclosure of the disability should occur as early as possible, preferably during the admissions process and prior to enrollment. Documentation provided by applicants who are not admitted will be maintained for only one academic year. For further information, contact [accessibility@stevenscollege.edu](mailto:accessibility@stevenscollege.edu) or review the information available at [stevenscollege.edu](http://stevenscollege.edu) under the Accessibility tab.

### **Accommodations Implementation**

- Students meet with the Accessibility Coordinator to develop and sign the Approved Accommodations form that is forwarded to instructors and other individuals with a need to know prior to accommodations being provided.
- The student is responsible for requesting a meeting with the Accessibility Coordinator if he/she wants to change accommodations, discuss accommodations delivery and any other concerns.
- The student is responsible for following through with communication related to accommodations, such as scheduling proctored tests.
- Accommodations and support services may be provided by various individuals on campus, the student's signature on the Accommodations form indicates his/her understanding of procedures to obtain accommodations and acknowledges permission to share information with members of the Retention Team, and those individuals' providing services.

**Note:** If a student is receiving services provided by a community-based provider while he/she is enrolled, these may be considered accommodations and should be coordinated through the Accessibility Office to assure continuity and appropriate levels of intervention.

**Grievance related to approved accommodations:** If a student disagrees with the Accessibility Coordinator's determination, or questions how accommodations are being provided, he/she has the right to have the decision or situation reviewed. At this point, the student recognizes and agrees to permit information related to his/her disability to be shared with faculty, staff, administrators, and legal counsel to determine appropriate action.

### **Steps:**

- 1) Student informs Accessibility Coordinator in writing of request for review. If not resolved at this level,
- 2) Student submits a written request to the Vice President of Student Services or the Vice President for Academic Affairs to review the situation.
- 3) The administrators review the decision made by the Accessibility Coordinator, along with the student's concerns, and determine if the student's request is denied or approved. Administrators at this step may also consult with legal counsel if needed.
- 4) A written decision is provided to the student, and a copy electronically stored in his/her file.
- 5) The Approved Accommodations form is updated if warranted and redistributed to any other individuals involved in providing accommodations to the student.

## **STUDENT EMPLOYMENT**

Students interested in seeking on-campus employment at Stevens can do so through the Office of Career Services, located in the Hartzell Building. Work opportunities exist in the following



areas: Academic Center, Library, Athletic Department, Residence Halls, Tutorial Services, Intramural Department, MAC, Maintenance/Facilities Department, and other offices throughout campus.

Please see the College portal for information regarding on-campus student internship and/or student worker positions. You can also contact Career Services at [careerservices@stevenscollege.edu](mailto:careerservices@stevenscollege.edu)

Students are encouraged to submit applications for employment as soon as possible upon arrival at Stevens, since student work opportunities are limited. Students may also be required to obtain clearances (fingerprinting and child abuse history) before beginning to work.

### CAREER SERVICES

Students have access to assistance with job placement for full-time employment upon graduation, and full- and part-time internships during school and summer. Working together with technical faculty and industry leaders, the Career Services office works with students to help them get connected starting as early as their first semester via job shadowing, internship workshops, mock interviews, career fairs, and other recruiting events. At the College's job posting site ([collegecentral.com/stevens](http://collegecentral.com/stevens)), students can upload a resume, search jobs posted for Stevens students and graduates, and connect directly with employers in their field.

The Career Services office is located in Hartzell Building, Room 106. For additional information, contact Laurie Grove, Director of Career Services. Phone: (717) 391-7386 Email: [careerservices@stevenscollege.edu](mailto:careerservices@stevenscollege.edu)

Top five employability skills employers want today, according to [careerreadylancaster.com](http://careerreadylancaster.com):

- Communication
- Teamwork
- Integrity
- Problem Solving
- Resilience

### LIBRARY

The Library is in the Kenneth W. Schuler Learning Resources Center (LRC) and is open to all members of the College community. The library is staffed by professional librarians who strive to provide students with the information resources they need to successfully complete their technical training programs and earn their degrees.

The library is also committed to maintaining substantial collections of supplemental and recreational materials. Library materials are for the use of Stevens students, faculty, and staff. The collection is open and available to any member of the Stevens community holding a valid, legible ID card.

The LRC is also home to the Math and English Tutoring labs, a computer classroom, and the Academic Center.

**Hours of Operation during the Academic Year**

Monday: 7:30am. – 7:00pm

Tuesday – Thursday 7:30am – 9:00pm

Friday: 7:30am – 7:00pm

Saturday: Closed

Sunday: 1:00pm – 6:00pm

(Holiday and summer hours vary and will be posted.)

**Lending:** The library lends books, DVDs, magazines, games, calculators, headphones, phone chargers, and more.

**Renewing Items:** Patrons can renew items online through the library catalog using “My Account.” Each student will be set up with a library borrowing account upon registration.

**Course Reserves:** Faculty can place materials on reserve when class assignments necessitate unusually heavy use. Students should ask for reserve materials at the circulation desk.

**Online Resources:** The library subscribes to many online resources that can be accessed 24/7 at [stevenscollege.libguides.com](http://stevenscollege.libguides.com) or through the library page of the Portal.

**Reference:** Professional reference assistance is available during most operating hours. You can also request assistance by emailing [staffLRC@stevenscollege.edu](mailto:staffLRC@stevenscollege.edu)

**AV Equipment:** The library lends AV equipment for use in class presentations. It must be reserved a week in advance using the form found on the library page of the Portal.

**Computer Lab:** Computers are loaded with Microsoft Office and specialized technical software available for student use.

**Print/Copy/Fax/Scan:** Black-and-white printing and copying is available free for school-related projects. Students may also scan items.

**Study Rooms:** Group study rooms with AV equipment and white boards are available.

**Lounge Areas:** Several seating and study areas can be found throughout the library.

**Vending:** A vending machine with snacks and drinks is located on the main floor of the library.

**Lockers:** Free storage lockers for students are available in the library.

## ACADEMIC SUPPORT SERVICES

The Academic Center and Learning Commons on Main Campus, on the third floor of the LRC, is staffed by academic coaches who provide academic services and resources to help students succeed. These services are available primarily in person, with options to connect online or by phone request.

Each student is assigned an academic coach for their program of study (see chart below). Students are encouraged to connect with their academic coach early and often. A student can request academic services by walking in or emailing his/her academic coach for an appointment. Appointments are not required. Academic support services are available in person, online via live videoconferencing and/or by phone.

Hours of availability: Monday – Friday 8:00am – 4:30pm

### Academic Coaches (all on Main Campus)

Yasmine Cooper	coopery@stevenscollege.edu
Spencer Harper	harper@stevenscollege.edu
Paulina Rodriguez	rodriguezp@stevenscollege.edu
Barbara Starin	starin@stevenscollege.edu
Michelle Williams	willilamsm@stevenscollege.edu

### Director of the Academic Center and Director of the Pre-Major Program:

Sheri Wright                      wright@stevenscollege.edu

### Director of the ACT 101 Program:

Valdijah Brown                brownv@stevenscollege.edu

### Program Coaches:

Yasmine Copper:	PLBG, WELD, MFWT
Valdijah Brown:	ELEC, WET
Spencer Harper:	ARCH, CSET, GRPH, ECAD, MASN, ECM
Paulina Rodriguez:	CNSA, RMDL, BUAD, CABM, CARP
Barbara Starin:	MET, CIVL
Michelle Williams:	AUTO, CORT, DETC, HVAC, CIM
Sheri Wright:	Pre-Major, EET, ELME

### Tutors:

Kim Klugh	English Lab	klugh@stevenscollege.edu
Nicholas Cialini	English Lab	cialini@stevenscollege.edu
Loren Goloski	Math Lab	goloski@stevenscollege.edu
Barbara Starin	Math Lab	starin@stevenscollege.edu

**English Lab:**

Monday – Thursday 8:00am – 8:00pm  
Friday 8:00am – 12:00pm  
Sunday 1:00pm – 5:00pm

**Math/Physics Lab**

Monday – Thursday 8:00am – 8:00pm  
Friday 8:00am – 4:30pm  
Sunday 1:00pm – 5:00pm

**Academic Advising:** Academic advisors are assigned faculty members who provide information to students regarding registration and the requirements for degree or certification within their program. Email your advisor directly with questions.

**Academic Coaching:** Academic coaches assist with organization, creating a study plan, determining an effective study method, note-taking, and more.

Email your academic coach to schedule an appointment or visit the Academic Center at the LRC.

**Academic Seminars:** Academic seminars are available on topics such as Note-Taking Systems, How to Study, Time Management, Test-Taking Strategies, and more.

Seminars are presented live and are also available in voice-narrated PowerPoints.

**English and Math Labs (Professional Tutoring):** Students may walk in for tutoring during lab hours (appointments are not necessary). Students may also choose to submit a paper for review by a professional tutor and schedule a time to review it, entrance to the tutoring labs is just before the front entrance of the LRC (the blue door).

**Peer Tutoring Support:** Peer tutoring availability varies by program. The peer tutors schedule will be posted as it becomes available. Consult your instructor for additional details.

**Pre-Major Support:** Pre-Majors requesting academic support and anyone with questions regarding the Pre-Major Program should contact the program director, Sheri Wright, at [wright@stevenscollege.edu](mailto:wright@stevenscollege.edu)

**Study Groups:** Students who wish to form an informal study group are invited to use the Academic Center resources. Students who wish to form a facilitated study group should contact an academic coach.

**Testing Accommodations:** Students with approved testing accommodations should notify their instructor when they wish to use them, and then contact Michelle Williams to schedule the test at least two (2) days prior to the test date. Email [williamsm@stevenscollege.edu](mailto:williamsm@stevenscollege.edu) or stop by the Academic Center.

**Tutor.com Online Tutoring 24/7:** Online 24/7 live tutoring available in most General Education courses. Students have access to ten (10) free hours of tutoring at [tutor.com/stevenscollege](http://tutor.com/stevenscollege)

For assistance with technical difficulties or to request additional hours, email Sheri Wright at [wright@stevenscollege.edu](mailto:wright@stevenscollege.edu)

**General Academic Appointments:** For any academic support service not listed above, please contact Sheri Wright at [wright@stevenscollege.edu](mailto:wright@stevenscollege.edu)

### ACT 101

The College participates in Pennsylvania Higher Education Assistance Agency's Act 101 program, a statewide initiative established in 1971 to ensure that residents of the Commonwealth enjoy equal opportunity to pursue higher education. Act 101 students are identified based on specific educational and economic criteria set forth by the Commonwealth of Pennsylvania. Act 101 staff closely monitors student progress and provides academic, career, and personal counseling designed to facilitate collegiate success. Staff also refer students for peer and professional tutorial support to assist students in mastering academic and technical skills required of their programs. The Act 101 program has been promoting student success at Thaddeus Stevens College since 1976.

## **XIX. RESIDENCE LIFE**

### PHILOSOPHY: RESIDENCE LIFE PROGRAM

The purpose of the institution's residence life program is to foster self-development, good citizenship, and democratic principles in campus residents.

These goals are accomplished through various modes of learning inside the residence hall to expand student decision-making skills and through the promotion of values such as respect for fellow students and staff, honesty, and involvement in residence hall activities.

Residence life plays an important role in the retention of students. Those involved in establishing and implementing student life policies should always remember that the student voice is an essential element in developing policies for the residence hall.

Given that the residence halls at Stevens are smaller than those on larger campuses, students are given a greater amount of individual attention, which helps their total educational experience. This attention occurs through student interaction with one another as well as with College staff members.

The residence life program also seeks to create an environment of understanding and appreciation for the values of those from diverse backgrounds. Developing this sensitivity will help students grow personally, which impacts directly on other educational purposes (e.g., citizenship and emulation of democratic principles) as set forth in the College's mission and purpose.

### 8 WAYS TO STAY SECURE IN THE RESIDENCE HALLS

Here are some guidelines for moving in and living in the residence halls.

- Unpack as soon as possible. Don't leave property in your vehicle for extended periods, especially overnight. Even if you arrive late at night, it is best to unload immediately.
- Get acquainted with your neighbors and your building as quickly as possible. Every resident has a role to play in security. Part of that role is to know who belongs there and who doesn't.
- Always lock your door, whether you are home, "just down the hall for a minute," or out of the building. Ask your roommates to do the same.
- Secure your personal property, especially expensive and easily transportable items. Lock them up in personal safes and use cables to secure laptops and other electronic components. Engrave items with unique identifiers.
- Do not allow entry into your building to anyone you don't know. Don't let anyone "tailgate" when you enter using your access card.
- Do not prop external doors open! Propping doors open is the most abused security issue on college campuses. To prop a residence hall door open is to invite anyone, thief or otherwise, into the building.
- Keep wallets, purses, checkbooks, and jewelry out of sight (locked up if possible). Do not keep large sums of money in your room or on your person, and routinely examine your checkbook for missing checks.
- Do not lend your keys to anyone, and do not attach your keys to your College ID. Lending your keys to others is a violation of College policy.

## RESIDENCE HALL REGULATIONS

Residence life is an integral part of the student's overall educational program and individual development. The residence life program and its regulations have been established with consideration for the student's educational and social needs, safety, and health standards, as well as the educational objectives, security, and best interests of the College.

Below you will find the primary regulations for residence life.

- Smoking or vaping of any kind, or the burning of any substance, is prohibited in any area of the residence halls.
- Narcotics of any kind are prohibited. See Drug-Free Campus Policy for details.
- Use and/or possession of alcoholic beverages, and the transportation of alcoholic beverages into the residence halls, is prohibited. See the Drug-Free Campus Policy for details.
- Any student or guest of a student who fails to comply with a request from, or show respect to, any member of the resident life staff, public safety staff, or College community acting in the performance of his/her duties and authority will be subject to disciplinary action.
- Hoods, ski masks, Halloween masks, or any material/item that covers the face may not be worn inside the residence halls. This is to ensure that all individuals can be easily identified by staff members and reduce the likelihood of an intruder moving around in the halls. Each student must have a valid College ID to enter his/her residence hall.

- The student is responsible for damage caused by the hanging of pictures on assigned room walls. NO items should be hung on the doors.
- Throwing anything from the windows is prohibited. Window screens are not to be unscrewed or removed nor are windows to be used to exit or enter the building or a room. Sitting in windows at any time is prohibited. Exterior doors must remain locked, and must not be propped open or otherwise disabled.
- Sunday through Thursday, students are prohibited after 11:59pm from being in any residence hall except the one in which they normally reside. Exceptions can be granted only by the Residence Hall Advisor or Director of Residence Life.
- All College-owned room furnishings must remain in the assigned room at all times, and all lounge furniture must remain in the lounge.

Fire safety violations include, but are not limited to, the following:

- Tampering with fire extinguishers, fire alarms, smoke detectors, sprinkler systems, or any fire safety equipment.
- Hanging items from, covering with any object, or removing the batteries from any fire safety equipment.
- Having open flames, burning incense or candles, or behaving in a manner that could increase the risk of fire in the residence halls.

Students who fail to leave the building during a fire alarm will be subject to sanctions.

The use of the following equipment is not permitted in the residence hall: heating and immersion coils (including space heaters, toaster, etc.); electrical cooking devices (e.g., hot plates, skillets); and irons. Students should check with their Residence Hall Advisor if in doubt about the use of a given electrical appliance.

Students who reside in a particular room are responsible for the behavior of any guests in that room.

No animals, fish, insects, or pets other those approved by the College are permitted.

Bicycles may be stored in the basement in the designated areas.

Excessive weights are prohibited in the room.

An atmosphere conducive to normal living and study must be maintained 24 hours a day in the residence halls and surrounding areas. Respect for the rights and freedoms of other residents should be the basic guideline for behavior.

Violation of the regulations below will be considered an infraction against the College's public disturbance policy::

- Radios, stereos, and TV sets must be played discreetly at all times. Stereo speakers may not be played out of windows.
- Musical instruments may not be practiced in the residence hall public areas, including lounges. Acoustic instruments or electronic keyboards may be practiced, with the roommate's permission, in the resident's room.
- Use of baseballs, basketballs, and other sports equipment in the residence halls is prohibited.
- Snowball, food, and water throwing/fights (including anything propelled from a balloon, bucket, or gun) are prohibited, as are similar activities (e.g., shaving cream battles, pillow fights). All such activities will be considered public disturbances and disciplined as such.

The following study/quiet hours have been established for residence halls: Sunday through Thursday, 10:00pm to 8:00am, Friday and Saturday, midnight to 8:00am. At times other than study and quiet hours, courtesy hours are in effect. During courtesy hours, students are expected to respond positively to requests for increased quiet from other residents, the residence life staff, or Security. Students returning to the residence hall outside of quiet hours are expected to show consideration for other residents of the hall. In particular,

- During posted quiet hours, noise should not be heard outside any room or between rooms. Noise that can be heard clearly outside a room, or excessive noise heard in the common areas, including the parking lot and areas surrounding the residence halls, is prohibited. Once a room is documented for a violation of quiet hours regulations, everyone in the room who is not a hall resident will be asked to leave the residence hall; and
- During finals week, the residence halls will observe 24-hour quiet. Any individual creating noise which can be heard in the hallways, between rooms, or common areas will be subject to disciplinary action.

To protect against potential hygiene problems, students are expected to wash their clothing and bedding regularly, and not store food for long periods of time nor hang food items from the window.

Report any observed room or residence hall damages to the Residence Hall Advisor immediately.

Only furniture assigned or approved by the College will be permitted in the room.

Visitation is permitted only as designated within the Visitation Policies.

- The student assigned to a room is responsible for damages that occur in the room, unless the individual who caused the damage is apprehended.
- The College cannot be held accountable for theft from student rooms or vehicles. Loss or suspected thefts should be reported immediately to one of the following: the Director



for Residence Life, the Residence Hall Advisor, the Vice President of Student Services, or Security. NOTE: Security guards are scheduled to work hours which are aimed at reducing thefts and vandalism as well as to provide a safe campus environment.

Any room decorations deemed offensive or inappropriate by the College will be removed.

Small refrigerators (no larger than 5.0 cubic feet) are permitted in residence hall rooms.

## ROOM ASSIGNMENTS

Thaddeus Stevens Grant students will be given priority in securing living space on campus. Every effort will then be made to assist those non-grant students who desire to reside in a residence hall. The College reserves the right to make residence hall assignments, room and temporary room assignments, consolidations, and reassignments where necessary or when it is believed to be in the best interest of a particular student and/or residence hall. When assigned a room, the student is expected to reside in that room for the school year except in cases noted above.

## ROOM CARE

Residence Hall Advisors will inspect, at the beginning and end of the year, each room in the presence of the students who reside there. Students assigned to the room will be charged for any damages or missing property. Examples of some charges that a student might incur are:

Room Cleaning: \$75.00\*

Ceiling Tile Repair: Time + Materials

\*All costs are subject to change without notice, depending on the actual price of repairing or replacing damaged property.

Any additional damage in the residence hall for which the identity of the person responsible is not known will result in the students who live on a particular floor or the entire residence hall population sharing the cost of repair.

It is understood that you may want to personalize your room to a certain degree. Any decorations used in your room should be displayed according to residence hall rules and reflect the good taste and decency of the Stevens community.

Residence hall room furniture belonging to Thaddeus Stevens College of Technology may not be disassembled, stacked or altered in any way. Adding to or changing the preset configuration of furniture items within a residence hall room may only be done upon authorization from the Residence Hall Advisor or the Director for Residence Life.

You are required to maintain the cleanliness of your room. All assigned residence hall rooms are subject to inspection by the Residence Hall Advisor or the Director for Residence Life to ensure that standards of health and safety are met. The College retains the right to enter a room

for maintenance purposes and on matters relating to the comfort and safety of students (e.g., to turn off an alarm, to turn down a stereo, to preclude drug and/or alcohol usage)

### ROOM KEY

Each resident student will be issued a key or card to his/her room. In rooms with an electronic card reader, the key (if issued) must be returned to the Residence Hall Advisor upon the activation of the student's ID card. At that point, the ID card can be used to access the assigned residence hall room.

If you misplace your key or ID card and are locked out of your room, contact your Residence Hall Advisor or Security. Security is available 24 hours a day and will provide admittance to your residence hall room in the case of a misplaced key. However, if this privilege is abused, information will be forwarded to the Director of Residence Life for review.

If your room is not equipped with an electronic card reader, you are required to keep the key with you at all times. If you lose your key, for safety purposes, the lock core will be changed and new keys issued. Any student who loses a key will be charged accordingly (\$55.00) for the new lock core, keys and associated labor.

### COMMUNITY MEETINGS

In keeping with our Residence Life mission, the residence life staff will hold regular community meetings with residents of each floor. These meetings provide residents with a forum to share ideas and discuss issues and concerns, as well as for the Residence Hall Advisor or Director of Residence Life to communicate important information. For an effective community to emerge, it is imperative that all residents not just attend but participate in these meetings. Additionally, residence life staff might periodically call a mandatory meeting for a room, floor, or building to address concerns or share important information. Notification will be given to the residents at least 48 hours in advance whenever possible and will be in the form of either a written notice to the student's inbox, email or flyers posted in the residence hall. Non-attendance at any mandatory meeting can result in a fine of \$25, community service, or other appropriate sanction. If a student is unable to attend a mandatory meeting, he/she should notify their Residence Hall Advisor at least 24 hours in advance.

### WIRELESS IN THE RESIDENCE HALLS

Setting up personal wireless routers/access in a College residence hall is prohibited. Setting up a personal router can interfere with the ability of the College's wi-fi and internet to work. All residence halls have wired networking available in each room, and some also have wi-fi. It is important that students use College networking capability, as it is faster and more secure.

### VISITOR AND GUEST POLICY

Residents' right to privacy and comfort takes precedence over any community member's privilege to have visitors. It is important for roommates to discuss visitation and arrive at an agreement acceptable to all parties who share the room. A non-resident is defined as any

person who is not a resident student. Non-residents must possess a valid photo ID (driver's license, work/college ID) and be signed in at the Security desk during visitation hours. Non-residents must be in the presence of the resident host at all times. Residents will be subject to student conduct sanctions if the guest visitation period is exceeded. Storage of guest/visitor property within the room is prohibited. Non-residents or other resident students living in a different room may not use a resident's keys or access card. Non-residents are prohibited from visiting the residence halls for more than two consecutive nights.

Any non-resident can be asked to vacate the residence halls at the discretion of the Residence Hall Advisor, Security, Director of Residence Life, or the Vice President of Student Services at any time. Failure to vacate the premises upon request may result in the issuance of a *persona non grata* declaration or trespass warning, which prohibits future visits to the residence halls as well as all areas immediately surrounding the residence halls. Failure to abide by this issuance might result in the arrest of the individual and judicial action upon the host. Non-residents must comply with all College policies and residence hall rules/regulations. Residents that host non-residents are responsible for the non-residents' behavior. If a non-resident creates a disruption and affects a roommate, other residents, or the community, they might be asked to leave the residence hall and the resident might be held accountable for their actions. In cases where a non-resident damages property or violates residence hall or College policy, the resident host might be subject to College's Code of Conduct sanctions and/or restitution. This includes items found during searches.

- All guests and commuters must contact their host to be signed in.
- Residents will be limited to signing in two (2) non-residents.
- There is a 4-person occupancy limit on 2-person rooms.
- There is a 6-person occupancy limit on 3-person rooms.
- Hosts are required to bring their College IDs to the Security desk (at Griscom Education Center or the MAC) when signing in non-residents.
- All guests and commuters are required to sign in at the Security desk and receive a guest pass.
- All non-residents are required to present a valid photo ID with date of birth at the Security desk in order to be properly registered. The ID must be a college ID, driver's license or other appropriate form of identification.
- Children under the age of 18 are not permitted to visit the residence halls except on move-in or move-out days.

## RESIDENT STUDENTS

Residents are required to be with their guests at all times. Residents are permitted to have visitors, guests, and commuters only during the following times:

- Sunday through Thursday: 12:00pm to midnight
- Friday & Saturday: 12:00pm to 2:00am

- Residents are not permitted in another student's room after midnight on weeknights and after 2:00am on weekends.

## OVERNIGHT GUEST/VISITOR POLICY

### Visitation Rules and Regulations

Guests are not allowed access to the MAC.

Violations of the visitation policy by individuals under 18 will receive disciplinary action as follows:

- First Offense: Three days suspension from the residence halls, 30 days loss of visitation privileges, and 30 days' probationary status.
- Second Offense: Five days suspension from the residence halls, loss of visitation privileges, and probationary status for the remainder of the semester.

Violations of the visitation policy by individuals 18 and over will receive discipline in accordance with the College's Code of Conduct. Along with this disciplinary action, the following additional disciplinary action will take place:

- First Offense: Loss of visitation privileges for seven consecutive days), discounting holidays or other College-related breaks.
- Second Offense: Loss of visitation privileges for 30 consecutive days, discounting holidays or other College-related breaks. The individual will also be placed on probation for 30 days.
- Third offense: Three days' suspension from the residence halls; loss of visitation privileges for the remainder of the semester and placed on probation for that period of time.

Violators of this Visitation Policy shall receive the following discipline in accordance with the College's Code of Conduct:

- First Offense: Loss of visitation privileges for seven consecutive days, discounting holidays or other College-related breaks.
- Second Offense: Loss of visitation privileges for 30 consecutive days, discounting holidays or other College-related breaks. The individual will also be placed on probation for 30 days.
- Third Offense: Loss of visitation privileges for the remainder of the semester and placed on probation for that period of time.

When loss of visitation privileges occurs, the following stipulations are in effect:

- During the loss of visitation privileges, the student(s) involved may not have any non-student visitors within any residence hall.

- During the loss of visitation privileges where two students of the opposite sex are involved, neither may visit the residence hall of the other., nor is either permitted in any residence hall room where a student of the opposite sex is visiting.
- During the loss of visitation privileges where the students of the same sex are involved, the student(s) involved may not visit each other within any residence hall.

If a student has concerns over visitation, he/she should speak to the appropriate Residence Hall Advisor or to the Director for Residence Life.

Note: The College does not assume responsibility for personal harm, theft or damages to the personal property of visitors.

### MISSING RESIDENT STUDENT NOTIFICATION POLICY

In compliance with the Higher Education Authorization Act and consistent with Thaddeus Stevens College of Technology's commitment to student safety, the purpose of this policy is to provide the procedures for reporting, investigating and making emergency notifications regarding any resident student believed missing.

A student is presumed missing when his/her absence is inconsistent with established patterns of behavior, and the deviation cannot be readily explained. Before presuming that a person is missing, reasonable measures should be taken to determine whether or not the person is at their off-campus place of residence and whether anyone familiar with the person has seen or heard from them recently or know where they might be.

This policy establishes notification procedures in the event that a resident student is defined as missing. Specific requirements are outlined as follows: At the beginning of each academic year, the College will inform residents in on-campus housing that, in the event he/she is presumed missing, it will notify a parent or individual selected by them within 24 hours. Resident students are responsible for ensuring that contact information is current and accurate.

Students should register this contact information through the Office of Student Services. If the student is under 18, the College is required to notify a custodial parent or guardian no more than 24 hours after the time he/she is determined to be missing. The College will also notify the appropriate law enforcement agency no later than 24 hours after the time a student is determined to be missing. Once the College receives a missing student report on a resident of on-campus housing via Security, Office of Student Services or other source, the following offices will be notified: College Security, President's Office, Vice President for Finance and Administration, Vice President of Student Services, Director of Residence Life.

The official missing person report relating to this student will be referred immediately to Security. If Security, after investigating, determines that the student has been missing for more than 24 hours, the College will contact the individual identified by the student, the custodial parent (or legal guardian if the student is under 18), or local law enforcement if these do not apply. Upon notification from any source that a student might be missing, the College may use any of the following resources, in any order or combination:

1. The Director of Residence Life, the Residence Hall Advisor or Security might open the student's room and talk with known associates.
2. Security might search on-campus public locations (library, cafeteria, etc.) Security might issue an ID picture to the campus community.
3. Security, the Vice President of Student Services, or Director of Residence Life might ask known friends, family, or faculty members about their last sighting of the student, or for additional contact information.
4. Security might access ID card logs to determine last use of the card and to track future use.
5. Security might access vehicle registration information.
6. IT might be asked to look up email logs for last login and use of the College's email system.

If there is any indication of foul play, the Pennsylvania State Police will immediately be contacted. If circumstances warrant, this policy and procedure may be implemented in less than 24 hours.

Students will be notified of this policy on the College website, at student orientation, in the annual Campus Security report, via college-issued email, and at Residence Hall meetings.

#### PERSONAL BELONGINGS

The College assumes no responsibility for students' personal belongings. Residents should protect themselves by carrying fire, theft, and liability insurance. College insurance does not cover students' personal property or personal liability at any time.

Students who withdraw from the residence halls for any reason are solely responsible for the removal of their personal belongings from the residence halls as expeditiously as possible. The College will not send these items to the owner, but will make a reasonable effort to contact the student regarding item left in the residence halls. This contact will take place by phone, certified mail, or both. If it is impossible to contact a student, the items will be stored for 30 days. **If the student fails to claim these items within that time, they will be declared abandoned and disposed of or donated to a local charity.**

#### SEARCH AND SEIZURE

Students, as citizens, are protected against any unreasonable search and seizure. However, College authorities may conduct searches of residence hall rooms, lockers, or vehicles if the authority has reasonable or just cause to believe that a student is using the room, locker, or vehicle for a purpose that is illegal or would interfere with the educational atmosphere of the College or is in violation of the College's Code of Conduct. If comprehensive room searches occur, two of the following individuals will be present; the Residence Hall Advisor, the Director of Residence Life, the Vice President of Student Services, or a Security representative. The student assigned to the room being searched should be present if he/she is available. Such all-encompassing searches are most likely to occur during the week, when both the majority of students and the Residence Hall Advisors are present. Searches are completed with great discretion in cases where there is reasonable evidence that a person is engaged in illegal

activities or behaviors that are contrary to the College's Code of Conduct, or in emergency situations.

**Note:** All students, prior to residing in the residence halls, must read and sign a Search and Seizure form indicating that they have read and understand the Search and Seizure Policy as stated in this handbook and as enforced by the College.

Examples of reasonable or just cause for a residence hall room search:

- Smoke, whether caused by a fire, a cigarette, incense, candle, or the burning of an illegal substance.
- The smell of alcohol coming from a residence hall room, vehicle or locker.
- Considerable evidence gathered from a variety of sources regarding possible illegal activity or activity contrary to the College's Code of Conduct being carried out within a residence hall room, locker, or vehicle.
- Considerable evidence indicating the presence of a weapon(s) within a residence hall room, locker, or vehicle.
- Considerable evidence indicating an activity in the residence hall, in a classroom, in a vehicle, or in a locker that may threaten the health, safety and welfare of fellow students. (e.g., possible presence of explosives)

This listing indicates only some of the reasons that would produce reasonable or just cause for a room search. It is **NOT all inclusive**.

It is not the intent of the College to conduct unreasonable and unwarranted room searches. The sole intent of the College is to ensure a safe and secure environment for students to reside, study, and continue the pursuit of their educational goals.

### LAUNDRY FACILITIES

All residence halls have washers and dryers for student use at no cost. Students are expected to stay with their laundry, as the College is not responsible for any losses or damage. Students are expected to remove laundry as soon as the machine cycle is completed. Do not use laundry detergent pods in our machines and do not overload the machines. The laundry area is locked at 11:00pm each day.

Note: It is not permissible to use the laundry facility at the MAC for personal use. Doing so will result in disciplinary action.

### VACATIONS

During the vacations around Thanksgiving, winter and spring breaks, the dining hall and residence halls will not be in operation. Students who have problems securing housing during these vacations should contact the Vice President of Student Services, the Director for Residence Life, or a counselor. The dining hall will serve meals up to and including the noon meal on the day the vacation begins and will not serve again until the evening meal prior to

classes resuming on the following day. The residence halls will close at 6:00pm or 60 minutes after the ending of the last scheduled class on the day preceding the vacation period. They will normally reopen at 10:00am upon the return from vacation.

## **XX. FOOD SERVICES**

**Jones Dining Hall:** Thaddeus Stevens College has a spacious, comfortable dining hall that serves 19 meals a week. The dining hall is closed during official school recesses and during the summer, except for the summer college-level education programs from late June to early August.

**Meal Plans:** Students who purchase a meal plan will have their student ID cards activated to use in the dining hall. The College offers two different meal plans for students who wish to eat meals on a regular basis during the regular semesters. Tuition students can buy meals on a cash basis or purchase a five- or seven-day meal plan.

**Vending:** Vending machines are located at multiple locations around the campus. Items include beverages and snacks.

**Bulldog Cafe I and Bulldog Cafe II:** Bulldog Cafe I is on the first floor of the Schwalm Student Center on the Main Campus. Bulldog Cafe II is on the first floor of the Griscom Education Center location.

## **L. GENERAL INFORMATION**

### [ADDITIONAL LOCATIONS](#)

In the past ten years, the College has opened the Griscom Education Center, Greiner, and Greenfield branch locations. These additional locations have allowed the College to expand and provide student services in multiple areas. In addition to residential spaces, there are multiple recreation centers, nursing stations, classrooms and computer/study labs available for student use across the four campuses. Student peer tutors are also available during posted hours for academic programs located at the additional locations.

Main Campus

**Thaddeus Stevens College of Technology**

750 East King Street

Lancaster, PA 17602

Additional Location

**Thaddeus Stevens College of Technology Transportation Center**

400 Ben Franklin Blvd

Lancaster, PA 17601

Additional Location



**Thaddeus Stevens College of Technology Griscom Education Center**

1100 East Griscom Education Center  
Lancaster, PA 17602

Additional Location

**Thaddeus Stevens College of Technology at Greenfield Corporate Center**

1812 Colonial Village, Suite 101  
Lancaster, PA 17601

Additional Location

**Thaddeus Stevens College of Technology Greiner Advanced Manufacturing Center**

599 Chesapeake Avenue  
Lancaster, PA 17602

**CAMPUS PHONE NUMBERS**

Below you will find campus phone numbers to help you locate a certain major, academic, or service area. All phone numbers use area code 717.

**TECHNICAL PROGRAM FACULTY**

**Architectural Technology**

2nd Year (Jana Belack)	299-7633
1st Year (Tedd Williams)	391-7217

**Automotive Technology**

2nd Year (Martin Christian)	299-7737
2 <sup>nd</sup> Year (Allen Fry)	
1st Year (Jeffrey Gieniec)	
1st Year (Naaman Hedge)	299-7737

**Business Administration**

2nd Year (Danielle Fox)	299-7614
1st Year (Bronwyn Laughner)	391-3521

**Cabinetmaking & Wood Technology**

2nd Year	391-7205
1st Year (Stephen Latta)	299-7733

**Carpentry Technology**

2nd Year (Dan McCord)	299-7323
2nd Year (Andrew Snavely)	299-7323
1st Year (Tim Draper)	299-7724
1st Year (Dan Noel)	299-7783

**Collision Repair Technology**

2nd Year (Antonio Oppido) 391-3533  
1st Year (Jason Weiler) 299-7739

**Computer Integrated Machining**

2<sup>nd</sup> Year (Jared Keim) 295-7813  
1st Year Instructor (Kyle Young) 299-7736

**Computer & Network Systems Administration**

2nd Year (Dr. Jameson McFarlane) 391-6939  
1st Year (Tim Headings) 391-6963  
1<sup>st</sup> Year (Rebecca Schultz)

**Computer Software Engineering Technology**

2nd Year (Ararat Hassan) 391-7203  
1st Year (Mainul Chowdhury) 391-7203  
1st Year (Fahim Shams) 391-7203

**Diesel Technology**

2nd Year (David DeMackiewicz)  
1st Year (Matthew Herr) 391-3543

**Electrical Technology**

2nd Year (Brian Kochan) 299-7743  
2nd Year (Fred Bube) 391-6960  
1st Year (Keith Brubaker) 391-6951  
1st Year (Andrew Jacobs) 299-7738

**Construction Electric**

(Michael Oxenford) 391-7208  
(Evan Ducko)

**Electronic Engineering Technology**

2nd Year (Bruce Schreiner) 299-7786  
1st Year (Thomas Evans) 299-7699

**Electro Mechanical Technology**

2nd Year (Daniel Rodgers) 391-7212  
1st Year (Benjamin Harmuth) 391-7211

**Engineering CAD Technology**

2nd Year (Donald L. Hart) 391-7215  
1st Year (James R. Knapp Sr.) 391-7214

**Graphic Communications & Printing Technology**

2nd Year (Mike Brady) 299-7767

1st Year (Megan Zettlemyer) 299-7768

**Heating, Ventilation, Air Conditioning & Refrigeration**

2nd Year (Ty Christman) 391-3526

2nd Year (Barry Walters) 299-7797

1st Year (Bart Heagy) 391-3542

1st Year (Matthew Bixler) 391-3542

1st Year (Bruce Hrycek) 391-3541

**Masonry Construction Technology**

2nd Year (Chad Hummel) 299-7735

1st Year (Michael Gardner) 391-3539

**Mechanical Engineering Technology**

2nd Year (Christopher Way) 299-7697

1st Year (Amy Jo Mumma-Frank) 299-7709

**Metals Fabrication & Welding Technology**

2nd Year (Christopher Unruh) 299-7766

2nd Year (Stacy Gillis) 391-6968

1st Year (Joseph Battle) 391-6954

1st Year (James Stewart) 391-7219

**Plumbing Technology**

2nd Year (Kemon Papadimitrou) 299-7765

1st Year (Vince Skimski) 391-6952

**Residential Remodeling Technology**

2nd Year (Charlie Byers) 391-3545

1st Year (Loren Bishop) 391-6955

1<sup>st</sup> Year (Matthew Krupa)

**Water & Environmental Technology**

2nd Year (Heath Edelman) 391-6948

1st Year (Shannon Butler) 391-7229

**Welding Technology**

2nd Year (Jeffrey Swoyer) 391-6931

2nd Year (Joshua Seitzer) 391-7233

1st Year (Michael Marino) 391-6931

1st Year (Andrea Biesecker) 391-7202

**GENERAL EDUCATION FACULTY**

**Computer Information Systems**

Tara Faro 391-3505

**Economics and Business Management**

Heriberto Arjona 295-7819

**English**

Marla Bucy 299-7759

Patricia Meley 299-7760

Dr. Lisa Marie Middendorf 391-7223

Melissa Weathers 391-7209

**Math**

Trina Hess 391-7239

Dr. Nora Othman 391-3501

Renee Alshouse 391-3520

Dr. Nasser Bogale 391-3515

**Physical Science**

David Manning 299-7692

**Science**

Dr. Patricia McKinney 299-7238

**Sociology**

Dr. Vincent Miles 299-7763

**CAMPUS SECURITY**

Main Number 391-7225

**RESIDENCE LIFE PHONES**

Director: Jason Kuntz 391-7322

Main Campus residence halls

Armstrong Hall (Men)

Director: Reggie Minter 391-7325

Bourne Hall (Men)

Director: Ginene McDowell 606-1542

Brenner Hall (Women)

Director: Ginene McDowell 606-1542

Herrington Hall (Men)

Director: 391-7207

Volume 2

August 15, 2023

Metzger Hall (Women)  
Director: Kelly Montgomery 299-7779

Griscom Education Center Residence Halls  
2nd Fl. Director: 391-7226  
3rd Fl. Director:  
Samantha Weekley 391-7228

#### SERVICE AREA PHONES

President	299-7722	Intramurals	391-1349
VP for Academic Affairs	391-1364	Library	299-7754
VP for Finance & Admin	391-6947	Lost and Found	299-7730
VP for Student Service.	299-7752	Maintenance	299-7782
Dean of Student Success	391-3506	Marketing/Public Relations	299-7702
Director of Residence Life	391-7322	Medical Services	299-7769
Advancement Office	295-9666	Parking	391-6947
Alumni Office & Foundation	295-9666	Personnel	391-6935
Assessment & Accountability	391-3595	Purchasing	299-7787
Career Services	396-7188	Receiving	299-7781
Counseling	391-7213	Registrar	391-7231
Accessibility Services	299-7408	Security (Main)	396-7165
Diversity, Equity & Inclusion	391-1365	Security (Griscom Education Center)	
Employment (Student)	299-7752	606-1564	
Enrollment Services	537-0641	Student Services	299-7752
Financial Aid	391-3510	Student Payroll	391-3518
Athletic Director	299-7752	Student Transcripts	299-7796
Food Services	299-7740	Veterans Information	299-7793
Information	299-7730		

# Associate Degrees

Programs of Study



# Architectural Technology

---

## What is Architectural Technology?

The profession of architecture touches everyone's life and is central to solving problems in the creation of a built environment. Architectural technicians are problem solvers who work with clients on the design of buildings. They also create plans and specifications that direct the construction of a building and coordinate the work of other professional consultants and engineers.

Managing information and responding to the many diverse requirements of governments, building conditions, and society is increasingly important in the construction industry. The architectural profession is rapidly integrating the technology of computers and automation to assist in the management of information and to free up time for creative work.

The instruction in Architectural Technology at Thaddeus Stevens College prepares students to become qualified for employment in the architectural profession and to transfer into architectural programs in nationally-accredited universities. The instruction also provides retraining in technological applications for people currently employed in or reentering the profession.

High school prerequisites for this program are Algebra I & II and a GPA of at least 2.5.

## A Graduate of this Program Will be Able to:

- Demonstrate knowledge of architectural presentation skills including perspective, rendering, and illustration.
- Demonstrate skill in freehand drafting, instrument drafting, and sketching.
- Demonstrate knowledge of building structure, materials, and construction methods.
- Demonstrate knowledge of mechanical, electrical, and plumbing building systems.
- Demonstrate knowledge of basic architectural design and building code principles for residential and small commercial projects.
- Apply mathematical skills necessary for architectural technology.
- Apply CAD to architectural design and drafting problems.
- Explain professional architectural practice.
- Demonstrate knowledge of site planning and design.
- Demonstrate knowledge of architectural terminology.
- Demonstrate oral, written, and visual communication skills.

**Jana Belack, Instructor**

M. Arch: Boston Architectural College

BS: Boston Architectural College

AAS: Thaddeus Stevens College of Technology

**Tedd R. Williams, Instructor**



BS: Eastern Mennonite University

AAS: Thaddeus Stevens College of Technology

PA L&I: Uniform Construction Code Certification

ICC: Accessibility Inspector/Plans Examiner

Autodesk: AutoCAD Certified Professional



**Model Schedule For  
Architectural Technology**

**Semester 1**

ARCH 106: Fundamentals of Architectural Drafting	3
ARCH 111: Material of Construction	3
ARCH 116: Residential Details	3
*ARCH 122: AutoCAD Architecture	2
*ARCH 123: Building Information Modeling	2
†^MATH 137: Intermediate Algebra (or higher)	3
CIS 111: Intro to Computer Applications	3

**Semester 2**

ARCH 156: Specifications, Estimating, and Contracts	2
ARCH 161: Working Drawings	4
*ARCH 166: Rendering and Illustrations	2
*ARCH 172: Advanced Computer-Aided Drafting (CAD)	3
*MATH 141: Trigonometry (or higher)	3
ENG 106: English Composition	3

**Semester 3**

*ARCH 206: Advanced Methods and Materials of Construction	4
ARCH 211: Structural Systems	2
ARCH 216: Site and Microclimate Design	3
*PHYS 113: Statics	3
*ENG 216: Technical Writing	3

**Semester 4**

ARCH 256: Environmental Systems	2
ARCH 261: Life Safety and Building Codes	2
ARCH 266: Architectural History and Theories of Design	1
ARCH 271: Individual Design Studio	4
ARCH 276: Group Design Studio	2
Humanities Elective	3

**Additional General Education Requirements**

HEAL 106 or HEAL 111	1
General Studies Elective	3

**TOTAL CREDITS 69**

\* Prerequisite or Co-requisite Required. See Course Description.

† Any Student who has taken pre-calculus (MATH 207) or calculus (MATH 213) instead of MATH 137 and MATH 141, must take an additional Gen-Ed elective in order to meet their Gen-Ed requirements.

^ Minimum Grade Required. See Course Description.



# Architectural Technology (ARCH)

## **ARCH 106 (3 credits)**

### **Fundamentals of Architectural Design**

Serves as an introduction to architectural drafting. Focuses on communication of design concepts and instructions to builders. Investigation and analysis of drawings and other means to communicate architecture. Exploration and development of an individual's communication of ideas and thoughts by means of graphic representation.

## **ARCH 111 (3 credits)**

### **Materials of Construction**

Presents fundamental aspects of the design profession. Involves the application and technology of materials. An appreciation of the limits and the potential of materials is fundamental to well-executed designs. Investigation and analysis of actual materials and their application as a means to give form and substance to creative ideas.

## **ARCH 116 (3 credits)**

### **Residential Details**

Research of specific building elements necessary for construction. Application of knowledge and creativity in the development of details. Typical and standard details applicable to residential construction. Learning how to communicate with the construction crew. Involves sketch details and drafted details. Also requires drawings and exercises showing typical details and drafting skills.

## **ARCH 122 (2 credits)**

### **AutoCAD Architecture**

Intensive introduction to CAD including computer literacy, hardware, software, input, output, printing, introductory computer drafting skills, and completion of specific drawing exercises. Instruction is based on current Autodesk® Architecture® (the industry standard software program). Use of CAD to draw architectural elements such as floor plans, lighting, furniture, wall treatments, and other related elements.  
*Co-requisite: ARCH 123*

## **ARCH 123 (2 credits)**

### **Building Information Modeling**

Course teaches students to design and construct using building information modeling (BIM) methodology. BIM employs the concept of parametric modeling by assigning information to three-dimensional objects and automatically updating building components as the model changes or evolves. Using BIM, students generate orthographic drawings and supporting documentation, which may include specifications, schedules, cost management, etc. BIM provides continuous and immediate feedback for students. Through this course, students will become competent in using BIM as a new and efficient way for multi-disciplines to work collaboratively. The software used for this course is Autodesk® Revit®.  
*Co-requisite: ARCH 122*

## **ARCH 156 (2 credits)**

### **Specifications, Estimating, and Contracts**

Introduction to three important aspects of architectural technology: Construction specifications, estimating, and design services contracts. Students learn about the differences between residential, commercial, and federal specifications. The basics of cost estimating for construction is also incorporated, along with simple cost estimates using calculators and computers. Students learn about the provisions that make up typical design services and construction contracts, the legal language, the link between contracts, government regulations, and working drawings.

## **ARCH 161 (4 credits)**

### **Working Drawings**

Students design their own houses in this capstone course, creating a complete set of working drawings including site plans, floor plans, elevations, building sections, wall sections, details, and schedules. Students prepare preliminary presentation drawings; create a presentation model and a structural model; and prepare a full set of working drawings. CAD is used to prepare all drawings.

## **ARCH 166 (2 credits)**

### **Rendering and Illustrations**

Students learn how to use perspective, color, shadow, and computer-aided animation and rendering to illustrate architectural design. Work in this course builds on skills explored in previous courses.

*Prerequisite: ARCH 106*

## **ARCH 172 (3 credits)**

### **Advanced Computer-Aided Drafting (CAD)**

An intensive follow-up to ARCH 122 and 123, this course uses AutoCAD® for efficient production of architectural drawings. Completes the development of a solid foundation of CAD skills designed to give students appropriate entry-level CAD skills.

*Prerequisites: ARCH 122 and ARCH 123*

## **ARCH 206 (4 credits)**

### **Advanced Methods and Materials of Construction**

Detailed investigation of commercial construction systems with a more in-depth review of construction materials than introduced in the first year. Materials considered in a systems approach, including floor, wall, roof, glazing, and finish systems. Selected criteria of cost, installation, long-term material performance, limitations, and whole-building integration are identified for individual materials.

*Prerequisite: ARCH 161*

**ARCH 211 (2 credits)**  
**Structural Systems**

Historical development of structures. Includes the loads and stability of structures. Identifies various stresses, including tension, compression, sheer, and bending. Looks at design requirements, characteristics, limitations, and rules of thumb utilizing wood, steel, and concrete systems; analyzes beams, columns, frames, trusses, and connection components and details in structural design.

**ARCH 216 (3 credits)**  
**Site and Microclimate Design**

Specifies site parameters and impact on building design from site investigation to finished project. Reviews initial design concerns, site vegetation, terrain, winds, waterways, solar access, and seasonal effects. Building design issues are landscaping, grading and drainage, site utilities, paving and roadways, and site amenities.

**ARCH 256 (2 credits)**  
**Environmental Systems**

Theory, history, design, and explanation of systems affecting building environmental quality. Includes review of plumbing, water, and sanitary systems; the options available in the selection of heating, ventilating, and air conditioning systems; and an energy overview (thermal control, heat load analysis, utilization of solar alternatives, and understanding of indoor air quality concerns). Electrical equipment requirements and loads, artificial and natural lighting and illumination criteria and fixtures are covered, as well as acoustical control construction practices and vertical transportation impact on building design.

**ARCH 261 (2 credits)**  
**Life Safety and Building Codes**

Philosophy and approaches to life safety, including fire protection systems and the impact of various types of construction on life safety. Traces evolution of building codes and analyzes the building code compliance of various hypothetical case studies. Covers means of egress and construction system assemblies. Reviews barrier-free design requirements and implication on project design.

**ARCH 266 (1 credit)**  
**Architectural History and Theories of Design**

Overview of architecture, from prehistoric to the 20th century and beyond, including Ancient, Middle Ages, Renaissance, Eastern, Colonial, and Modern. Stylistic characteristics of historical architecture reviewed and analyzed with specific concentration on American architecture. Includes history of urban design and the current changing face of the building environment, from city and suburb to farm.

**ARCH 271 (4 credits)**  
**Individual Design Studio**

Utilization of material learned throughout the previous three semesters. Students select commercial/institutional building type and design the entire building, from initial design concept to completion of construction documents. Students are responsible for building programming, square footage requirements, design concept, and integration of site, architectural, structural, mechanical, and electrical considerations. Finished project includes a written building program, construction drawings, outline specification, and presentation graphics.

**ARCH 276 (2 credits)**  
**Group Design Studio**

Project simulates a real-world approach to professional practice by involving the design of a hypothetical renovation and addition to an existing campus building. Small student teams are responsible for delegating all project tasks and monitoring project deadlines and completion dates. At the end, a group effort includes initial design concept, construction budget estimates, construction drawings, outline specifications, and presentation graphics.

**ARCH 320 (3 credits)**  
**Understanding Greece: Art, Architecture History, Mythology**

A twelve-day guided tour of architectural sites in Greece. The focus is on understanding the contribution of Greece to Western architecture. Studying architecture exposes students to the social, political, economic, and technological history of Greece. Introductory lectures prepare students before the course, which is offered at the end of the spring term.

**ARCH 340 (3 credit)**  
**Understanding Italy's History through Its Art and Architecture**

A ten-day guided tour of architectural sites in Italy. The focus is on understanding the contribution of Italy to Renaissance art and architecture. Studying art and architecture exposes students to the social, political, economic, and technological history of Italy. Introductory lectures prepare students before the course, which is offered during the spring break of the spring term.

**ARCH 360 (3 credits)**  
**Understanding Spain's History through Its Art and Architecture**

A ten-day guided tour of architectural and cultural sites of Spain. The focus is on understanding the contribution of Spain to world of art and architecture. Studying art and architecture exposes students to the social, political, religious, economic, and technological history of Spain. Introductory lectures prepare students before the course, which is offered during the spring break of the spring semester.

# Automotive Technology

---

## What is Automotive Technology?

Automotive Technology is designed to give students a basic understanding of automotive construction, theory of operation, and standard industry service and repair procedures. This instruction gives them not only the knowledge to perform vehicle service but to develop the skills necessary to diagnose unit malfunctions. Two of the most important skills that will be developed are problem solving and critical thinking.

## A Graduate of this Program Will be Able to:

- Diagnose and repair common malfunctions of the following automotive systems: engine lubrication and cooling; brake, suspension, steering, wheels and tires, electrical (including wiring, batteries, starting, charging, and ignition), fuel, onboard electronics/computers, and engine assemblies; and power train components including manual and automatic transmissions and transaxles.
- Develop the knowledge and skills to operate the latest generation of computerized test and diagnostic equipment, including digital storage lab scopes, onboard scan tools, and a chassis dynamometer, as well as develop skills in the safe operation of a chassis dynamometer.
- Develop sound, basic, and safe automotive shop practice skills, including environmental protection.
- Develop good basic shop habits, including demonstrating a good attendance record, punctuality, a willingness to work, and an ability to work with others as a team.
- Apply basic laws of physics/scientific principles to automotive systems and components when performing in-shop testing exercises and diagnosing problems. This includes exam questions containing diagnostic questions.
- Record diagnostic testing data and reports using necessary mathematics; solve basic problems using elementary algebra.
- Locate and interpret technical data represented in shop repair manuals, diagnostic charts, and wiring diagrams. This data will be in hard print and/or various electronic media sources.
- Demonstrate good automotive shop management practices, including student management, customer relations, shop procedures, and writing repair orders.
- Prepare to take and pass the ASE automotive tests series after successful completion of this program and having at least one additional year of on-the-job experience in the particular area or areas that will be tested.
- Prepare to accept the challenge of continuous training in the automotive field, that is, learning to learn, which will be necessary to adapt to new technologies and to become a problem solver and a critical thinker.
- Obtain the Pennsylvania Auto Safety Inspection Certificate and the Pennsylvania Emissions tester certificate.

**Martin Christian, Associate Professor**

AAS: Thaddeus Stevens College of Technology  
PA Vocational Certificate in Automotive Technology from  
Penn State University

PA Certificate of State Inspection Instructor  
PA Certificate of Emission Inspection Instructor  
PA Certified Emission Repair Technician  
ASE Certified Master Technician, A1-A8  
ASE Certified Advanced Engine Performance  
Specialist L1

ASE Certified Master Engine Machinist  
ASE Certified Heavy Truck Technician T2 and T6  
ASE Certified Under Car Specialist  
GM Certified Technician

**Jeffrey Gieniec , Instructor**

Bachelors Degree in Org Development

**Naaman Hedge, Instructor**

AAS: Thaddeus Stevens College of Technology



**Model Schedule For  
Automotive Technology**

**Semester 1**

<b>AUTO 106: Automotive Service Fundamentals</b>	<b>2</b>
<b>*AUTO 111: Internal Combustion Engine Service</b>	<b>4</b>
<b>AUTO 116: Chassis Service/Steering &amp; Suspension</b>	<b>3</b>
<b>MATH 126: Technical Math I (or higher)</b>	<b>3</b>
<b>CIS 111: Intro to Computer Applications</b>	<b>3</b>

**Semester 2**

<b>AUTO 156: Automotive Brake Systems</b>	<b>3</b>
<b>AUTO 161: Automotive Electrical/Electronic Principles</b>	<b>4</b>
<b>*AUTO 166: Engine Electrical/Electronic Principles</b>	<b>4</b>
<b>AUTO 171: Fuel and Emission Systems</b>	<b>4</b>
<b>PHYS 106: Physics for Everyday Life (or higher)</b>	<b>3</b>
<b>ENG 106: English Composition</b>	<b>3</b>

**Semester 3**

<b>*AUTO 206: Advanced Engine Diagnosis</b>	<b>3</b>
<b>*AUTO 211: Advanced Chassis Service</b>	<b>3</b>
<b>AUTO 216: Independent Diagnosis and Repair</b>	<b>3</b>
<b>AUTO 222: Pennsylvania Safety Inspection/Enhanced Emissions Inspection Certification</b>	<b>2</b>
<b>ENG 221: Public Speaking OR</b>	<b>3</b>
<b>*ENG 216: Technical Writing Humanities Elective</b>	<b>3</b>

**Semester 4**

<b>AUTO 256: Heating and Air Conditioning</b>	<b>2</b>
<b>AUTO 261: Drive Train and Manual Transaxle Service</b>	<b>3</b>
<b>AUTO 266: Advanced Engine Computer Control Analysis</b>	<b>3</b>
<b>AUTO 271: Automatic Transaxle Service</b>	<b>4</b>
<b>*AUTO 276: Fuel Injection Systems</b>	<b>3</b>
<b>General Studies Elective</b>	<b>3</b>
<b>General Studies Elective</b>	<b>3</b>

**Additional General Education Requirements**

<b>HEAL 106 OR HEAL 111</b>	<b>1</b>
-----------------------------	----------

<b>TOTAL CREDITS</b>	<b>75</b>
----------------------	-----------

*\* Prerequisite or Co-requisite Required. See Course Description.*

# Automotive Technology (AUTO)

## **AUTO 106 (2 credits)**

### **Automotive Service Fundamentals**

This course presents an overview of the automotive industry, including an introduction to the automobile and its systems. Jobs in the automotive service field are covered as are shop work and service information and how to find it. Electronic information systems Mitchell 1 and ALLDATA are utilized. Safety in the auto shop, including the proper use of basic hand and common power tools, is demonstrated. Environmental protection is taught, including recycling and the proper use and approved disposal methods of common automotive shop chemicals are discussed. Demonstrations and hands-on training in common automotive shop practices, such as tube flaring and thread construction and repair. Fasteners, including torque to yield, are thoroughly covered. Measurement systems, USC and metric, are discussed, including hands-on training using all common automotive precision measurement tools like micrometers, dial indicators, and torque wrenches. The theory and servicing of automotive rolling bearings are covered; wheel bearings are emphasized.

## **AUTO 111 (4 credits)**

### **Internal Combustion Engine Service**

This course covers the basic theory, design, and operating fundamentals of spark ignition piston engines. Extensive mechanical testing and diagnostic procedures are demonstrated, including compression and vacuum testing utilizing wave form analysis with lab scopes. Power balance, including both intrusive and non-intrusive are demonstrated. Running and snap-throttle compression testing are featured. Methods to check valve timing on pushrod and overhead cam engines are demonstrated. Engine lubrication systems and automotive lubricants are studied; diagnostic and test procedures are performed. Engine cooling systems, theory, and standard service procedures are also included. Machining of engine components and restoring of all tolerances are covered. Cylinder head servicing is performed, and the three-angle cut method is used. Complete disassembly, all precession measurements, component servicing, resealing and reassembly on actual engines takes place.

*Prerequisite: AUTO 106*

## **AUTO 116 (3 credits)**

### **Chassis Service/Steering and Suspension**

The basic theory and operating principles of automotive suspension and steering systems are studied; service, repair and diagnostic procedures are featured. Tire and wheel service and computer balancing are performed by students. The Hunter Road Force wheel balancer and vibration solver, Model 9700 is featured. Even the widest tires mounted on the newest custom wheels will be no problem when learning to use the Hunter Model TS3500 tire changer. The safe and proper method of airbag module handling is taught. Wheel alignment principles are covered, including both the simple basic maintenance wheel alignment and the more complicated diagnostic wheel alignment. Complex alignment factors such as tire scrub radius, included angle and steering axis inclination, is covered in depth. Hands-on tire and wheel servicing, pre-alignment inspections, and wheel alignment measurements are taken on live vehicles.

## **AUTO 156 (3 credits)**

### **Automotive Brake Systems**

Modern automotive brake systems and their operating principles are studied and standard repair and service procedures are performed. Drum, disc/drum, and four-wheel disc systems are featured. Power-assist systems and parking brake systems are included. An introduction to the theory and servicing of antilock brake systems, including first generation Bosch type and the newest non-integral systems, are covered. Trouble code retrieval and onboard diagnostics using scan tools is featured.

## **AUTO 161 (4 credits)**

### **Automotive Electrical/Electronic Principles**

The theory of electricity—including Ohm's Law, Kirchhoff's Law, series and parallel circuits, AC and DC current flow—is studied. Basic test meter procedures are featured, and solid state devices, integrated circuits, and on-board microcomputers are explained. Automotive wiring and common automotive accessory systems are studied, and servicing and repair procedures are performed. Automotive batteries, their construction, theory of operation, and standard service procedures are also included. Hands-on extensive electrical system service is performed using digital volt ohm meters and automotive lab scopes. The PDI DVOM, the Fluke 98 Series II, Vetronix Master Tech, and the cutting-edge Vetronix MTS 5100/5200 lab/ignition scopes are all featured. Low resolution amp clamps from Fluke and Vetronix allows students to experience the latest diagnostics using the latest amp-ramping diagnostic procedures. New material has been incorporated into the electrical and fuel and emissions courses after the instructors attended drive ability training/seminars hosted by such nationally recognized gurus as Jim Linder, Linder Technical Services, Indianapolis; Bill Fulton, Ohio; Jerry Truglia, New York; Dan Marrinucci, Motor Magazine; and Mac Vanden Brink, Michigan.

## **AUTO 166 (4 credits)**

### **Engine Electrical/Electronic Principles**

Cranking circuits and starter motors, charging systems, alternators and voltage regulators, and ignition systems (DIS & EI, including C.O.P./coil on plug) are studied. Simulators are featured to help students better understand system operation. Construction, theory of operation, standard service procedures, and system malfunction diagnosis are covered using the latest test equipment; the new Vetronix MTS 5100/5200 lab scope/engine analyzers, and the Fluke 98 series II is featured. Hands-on comprehensive testing procedures are performed on live vehicles. One of the major goals of this course is for students to gain skills in problem solving through the use of on-car testing and diagnostic procedures. This course culminates with each student performing comprehensive tests on the engine mechanical condition, battery, cranking system, charging system, and the complete ignition system. This is followed by a report analyzing good/bad results.

*Prerequisite: AUTO 111*

### **AUTO 171 (4 credits)**

#### **Fuel and Emission Systems**

The principles of fuel systems are studied. Fuel delivery systems and fuel pump testing are covered. The history of emissions control systems, from their inception up to the present, is included. Control system theory and operating principles are studied. Service and testing procedures are demonstrated, and on-car tests are performed on all the major emissions systems. The latest evaporative leak tester smoke machines that use nitrogen is used for training. Standard and feedback carburetor operating principles are still briefly covered. Introduction to alternative fuels, electric, and hybrid vehicles are presented. Highlights of the latest Pennsylvania Emissions Testing procedures is featured, and the groundwork of 5-gas diagnostic testing is laid.

### **AUTO 206 (3 credits)**

#### **Advanced Engine Diagnosis**

Covers the use of the Vetronix MTS 5100/5200 Engine Analyzer, Vacutec Leak Detector, and the Mustang Chassis Dynamometer. Theory-related instruction is given on 5-gas analysis and interpreting the results of the analyzer tests with special emphasis on how they relate to advanced diagnosis of ignition, carburetion, fuel injection, charging, cranking, and engine and emission control systems. Demonstrations on hookup and operation are followed by student practice on shop vehicles, and when possible, by repair of client vehicles.

*Prerequisite: AUTO 166*

### **AUTO 211 (3 credits)**

#### **Advanced Chassis Service**

The Hunter P611 four-wheel aligner featuring the DSP400 Series Sensors (cameras) and the DSP300 Series Sensors are used in this course. Theory-related instruction is given on alignment with special emphasis on 4-wheel alignment. Disc and drum brake machining along with applying non-directional finishes on the AMMCO brake lathe are covered. On-the-car rotor truing is covered featuring the Pro-Cut PFM-900 Smart Lathe. Demonstrations on hook-up and operation are followed by student practice on shop vehicles, and when possible, by repair of client vehicles.

*Prerequisites: AUTO 116 and AUTO 156*

### **AUTO 216 (3 credits)**

#### **Independent Diagnosis and Repair**

Opportunity to diagnose and make repairs on client vehicles in a simulated dealership atmosphere. Experience acting as shop forepersons, using and writing repair orders, ordering parts, and keeping track of hours on the job and using materials. All repairs relate to the courses taken.

### **AUTO 222 (2 credits)**

#### **Pennsylvania Safety Inspection/Enhanced Emissions Inspection Certification**

Pennsylvania Department of Transportation Vehicle Equipment and Inspection Regulation /Enhanced Emissions Inspector manuals are covered, as per state requirements. A demonstration of the proper procedure for performing a safety inspection on a vehicle is given. Students practice on shop vehicles. Each student is given the opportunity to take the Pennsylvania Safety Inspection written and performance tests along with the Enhanced Emissions written test and computer-based training/tactile test. The Commonwealth, upon satisfactory completion of these tests, will grant a license for each.

### **AUTO 256 (2 credits)**

#### **Heating and Air Conditioning**

Covers the theory of refrigeration and the operating principles of manual and automatic temperature control systems, with special emphasis on diagnosis, service, and repair. Refrigerant recovery, recycling, identification, and recharging techniques on R-12 and R-134a systems are covered in accordance with federal law. The Sun Air-Kare charging station, Everco EREC Recovery/Recycle station, and the Robinair Enviro Charge Combination are featured. Demonstrations given on hook-up, operation, and servicing, followed by student practice on shop vehicles, training aids (clutch and seal replacement) and repair of client vehicles.

### **AUTO 261 (3 credits)**

#### **Drive Train and Manual Transaxle Service**

Basic operating principles of manual transaxles, differentials, clutches, and universal joints. C-V joints, drive axles, and drive shafts, along with diagnosis and basic service techniques. Demonstrations given on differential set-up, replacing universal and C-V joints, also clutch replacement and adjustment. Students practice disassembly, precision measurements, adjustments and assembly techniques on training aids and work on client vehicles when possible.

### **AUTO 266 (3 credits)**

#### **Advanced Engine Computer Control Analysis**

Sensor-related theory, testing procedures, and waveform analysis are studied. OBD-II theory and the related testing procedures are covered. How to use shop manuals to follow manufacturers' procedures for troubleshooting engine drivability problems on computer-controlled cars, along with lab scopes (Fluke 98 Series II), break out boxes, and the Master Tech 3100 hand-held scanner are used to recover trouble codes from the computer's memory and reading sensor stream data. Emphasis is placed on the diagnosis and the interpretation of the results. Students practice on shop vehicles and repair client vehicles when possible.

### **AUTO 271 (4 credits)**

#### **Automatic Transaxle Service**

Basic principles of automatic transmissions, including lock-up torque converters, diagnosis, and basic service techniques. Chrysler 40TE electronic transaxle theory is covered. Demonstrations given on pressure checks and shift points, using gauges and a chassis dynamometer. Students practice disassembly, precision measurements, testing, adjustments, and assembly techniques on training aids. Where possible, repair on client vehicles is included.

### **AUTO 276 (3 credits)**

#### **Fuel Injection Systems**

The basic operating principles of the Bosch mechanical fuel injection system along with Chrysler and G.M. throttle body and port systems are covered in this course. Special emphasis is placed on diagnosis and service techniques. The EMI-TECH fuel system analyzer is featured. Cleaning a fuel injection system on the vehicle is covered featuring the Bilstein EFI-800 fuel system service center. Students practice on shop vehicles and work on client vehicles when possible.

*Prerequisite: AUTO 171*

# Business Administration

---

## What is Business Administration?

All employers need highly skilled business personnel to keep their operations running smoothly and successfully. Dynamic careers in business are available in virtually every sector of the economy. Job openings are plentiful, working conditions are comfortable, and opportunities for advancement are within reach for those with a two-year degree.

The Business Administration program at Thaddeus Stevens College provides students with the marketable skills, academic background, and experience required to meet the needs of the workforce or transfer to a four-year university. The broad-based curriculum is designed to prepare recent high school graduates or those re-entering the workforce to reach their full potential in many varied business fields. Faculty are focused on training students to manage rapidly changing technology, to lead and motivate others, to prepare and analyze financial information, and to succeed in the global marketplace. Entry-level job titles for recent graduates include sales and service account manager, accounts payable and receivable clerk, administrative assistant, public relations coordinator, operations coordinator, small business owner, human resources assistant/specialist, and facility supervisor.

## A Graduate of this Program Will be Able to:

- Demonstrate excellent communication skills, including the ability to speak and write clearly and effectively, especially for the business setting.
- Demonstrate an understanding of emerging online technologies and trends and their influence on the electronic commerce marketplace.
- Use critical thinking and mathematical skills to analyze and solve accounting and business math problems.
- Demonstrate advanced keyboarding skills as well as spreadsheet, database management, word processing, and presentation applications.
- Assess and influence behavior among peers, subordinates, and managers; work well as an individual, in groups, and on teams.
- Demonstrate an understanding of the marketer's tasks and knowledge in the principles of how those tasks can be accomplished.
- Investigate the basic practices and principles involved in the administration of a modern business, and evaluate various career paths that may be pursued.
- Predict managerial success by studying the primary theories, principles, and processes of management.
- Demonstrate an understanding of the judicial process and business law in areas such as leases, contracts, and employment law, and how they impact various forms of business organizations.
- Display a general knowledge of the social sciences and understand their effect on the workforce and society.

**Danielle Fox, Instructor**  
 MBA: LaSalle University  
 BBA: Temple University



### Model Schedule For Business Administration

#### Semester 1

BUAD 117: Introduction to Business	3
BUAD 121: Business Skills Lab	1
BUAD 160: Principles of Management	3
BUAD 166: Business Computer Applications I	3
MATH 137: Intermediate Algebra (or higher)	3
ENG 106: English Composition	3

#### Semester 2

BUAD 157: Principles of Marketing	3
BUAD 171: Business Skills Lab	1
BUAD 257: Electronic Commerce	3
*BUAD 266: Business Computer Applications II	3
Science Elective	3
ENG 221: Public Speaking	3

#### Semester 3

BUAD 106: Accounting Principles I	3
BUAD 213: Introduction to Law and Business Law	3
BUAD 221: Organizational Behavior	3
BUAD 226: Business Skills Lab	1
BUSN 106: Small Business Management	3
ECON 230: Microeconomics	3

#### Semester 4

*BUAD 156: Accounting Principles II	3
BUAD 267: Human Resources Management	3
BUAD 271: Business Skills Lab	1
BUAD 276: Business Communications	3
ECON 240: Macroeconomics	3
Humanities Elective	3

#### Additional General Education Requirements

HEAL 106 or HEAL 111	1
----------------------	---

**TOTAL CREDITS** 65

\* Prerequisite or Co-requisite Required. See Course Description.

Students may not take CIS 111 or 211 since this material is covered in BUAD 166 and 266



# Business Administration (BUAD)

## **BUAD 106 (3 credits)** **Accounting Principles I**

Introduction to the principles of accounting, the accounting cycle, the interpretation and recording of financial data, and the summarizing and reporting process. Emphasis is on the sole proprietor of a business. This course provides a foundation for further study in the accounting field.

## **BUAD 117 (3 credits)** **Introduction to Business**

This course is designed to introduce students to the primary fields of business and to inform them of the various career paths that they may pursue. The basic principles, forms, and practices involved in the administration of a modern business are examined.

## **BUAD 121 (1 credit)** **Business Skills Lab**

Keyboarding skills are needed in many positions in today's job market. Advanced keyboarding and communication skills are essential in the business field. This course is designed to improve keyboarding proficiency and language arts skills in the production of business correspondence.

## **BUAD 156 (3 credits)** **Accounting Principles II**

This course is a continuation of Accounting Principles I. Analysis and discussion of more complex financial concepts and statements are conducted.

*Prerequisite: BUAD 106*

## **BUAD 157 (3 credits)** **Principles of Marketing**

An interactive approach to guide students in becoming better business people. The skills and responsibilities of planning, producing, pricing, promoting, and distributing are presented as an art and a science through realistic marketing situations and case studies.

## **BUAD 160 (3 credits)** **Principles of Management**

This course is designed to prepare BUAD students for management success by studying the primary theories, principles and processes of management. Students will gain valuable insight in issues such as leadership, planning and control, problem solving and creativity, organizational culture and change, ethics and social responsibility, and working in and managing groups.

## **BUAD 166 (3 credits)** **Business Computer Applications I**

Microsoft Office programs (Excel®, Access®, PowerPoint®, and Outlook®) are studied in order for students to develop intermediate skills in spreadsheet, database, e-mail, and presentation applications.

## **BUAD 171 (1 credit)** **Business Skills Lab**

Designed to provide students with independent keyboarding practice and desktop publishing experience. An introduction to Microsoft Publisher® covers the basics, such as how to create typical business publications. Advanced keyboarding skills are developed through daily practice using the Mavis Beacon typing tutorial.

## **BUAD 213 (3 credits)** **Introduction to Law and Business Law**

Designed to give students an introduction to the sources of law, judicial process, and an overview of laws including criminal law, tort law, property law (including personal property, real estate, and landlord-tenant law), and wills, estates, and trusts. Also provides a basic understanding of contracts, sales and leases of goods, secured transactions, agency and employment law, and forms of business organizations

## **BUAD 221 (3 credits)** **Organizational Behavior**

This course is a study of workplace behaviors, structures, and processes. Self-analysis and reflection are practiced in small groups through case studies, surveys, and discussion. Motivational theories and leadership styles are surveyed; decision making and business designs and cultures are investigated.

## **BUAD 226 (1 credit)** **Business Skills Lab**

Accounting lab for working individually and in groups to complete accounting problems and worksheets. Additional assignments in related business coursework due weekly.

## **BUAD 257 (3 credits)** **Electronic Commerce**

Overview of emerging online technologies and trends and their influences on the electronic commerce marketplace. Explores nature and impact of e-commerce on business operations, resources, and management. Upon completion of the course, students will have a firm grasp of global e-commerce business trends and the technologies required to implement them.

**BUAD 266 (3 credits)**  
**Business Computer Applications II**

Students develop advanced computer skills in Microsoft Office® applications. Exercises based on real-life business situations give students hands-on experience in Excel®, PowerPoint®, Access®, and Outlook® programs. Lessons are structured to prepare students for Microsoft certification testing at the expert level.

*Prerequisite: BUAD 166*

**BUAD 267 (3 credits)**  
**Human Resources Management**

This course prepares students to work in administrative and management positions and serves as a basis of further study in the field of human resources management. In accordance with suggested Society for Human Resource Management (SHRM) guidelines, both personal competencies and business policies are addressed in this course.

**BUAD 271 (1 credit)**  
**Business Skills Lab**

QuickBooks® software training. Self-paced and guided learning to learn to use this popular accounting program.

**BUAD 276 (3 credits)**  
**Business Communications**

A practice in writing, revising, and editing business communications, including memos, business letters, e-mail messages, reports, web-based information, and job search documents. The ability to convey information in a clear, concise manner is developed along with critical thinking and communication skills.



# Cabinetmaking & Wood Technology

---

## What is Cabinetmaking and Wood Technology?

Repeated surveys of the woodworking industry have revealed the number one concern facing the industry for the 21st century is the lack of skilled and motivated workers. There is a continual need in the furniture, kitchen cabinet, and architectural millwork industries for persons possessing the skills and knowledge required to produce high quality wood products.

The Cabinetmaking and Wood Technology program is committed to continually providing students with the skills and knowledge required for rewarding jobs in the various woodworking industries. Based upon the belief that students learn best by working on projects, this program is strongly project-oriented.

Hence, students will produce several pieces of fine furniture after which they will further develop and display their skills by producing an advanced wood project of their choosing. Through the use of the College's housing project, students will also learn to list and produce all the millwork items required for a residential house. Additionally, students will design, produce, finish, and install a complete kitchen. Through the use of lectures, demonstrations, and the above projects, the program faculty feel they can best prepare students for careers in any of the three major woodworking fields: fine furniture, architectural millwork, and kitchen cabinetry.

## A Graduate of this Program Will be Able to:

- Identify nomenclature and the proper use of hand and portable power tools.
- Apply the knowledge of wood as a material in the proper construction of various fine furniture projects.
- Demonstrate safe practice in the use and setup of trade machinery.
- Demonstrate skill in the use of drafting equipment in order to produce shop drawings.
- Read shop blueprints to develop accurate material lists.
- Demonstrate knowledge of finishing materials along with the skills required for wood finishing including the following: wood preparation, wood coloring using various stains, and top coating using oil finishes, shellacs, varnishes, and lacquers.
- Demonstrate the ability to list and prepare millwork items required for various building projects.
- Demonstrate proficiency in grinding knives for the shaper and moulder and the setup of machines for production.
- Demonstrate the ability to produce jigs and fixtures required for production work.
- Demonstrate the skills and knowledge necessary for kitchen layout, design, construction, and installation.
- Develop the skills and knowledge required for producing various types of countertops.
- Develop a strong work ethic along with the ability to work independently and as a contributing member of a team.

**Stephen P. Latta, Professor**  
 MA: The Pennsylvania State University  
 BS: Ohio University  
 Member of Executive Committee for The Society of  
 American Period Furniture Makers  
 Certification from DeVilbiss Corporation in  
 Spray Finishing Technologies  
 Member of the Furniture Society  
 Contributing Editor to Fine Woodworking Magazine  
 Juried Member: Pennsylvania Guild of Craftsmen



## Model Schedule For Cabinetmaking & Wood Technology

### Semester 1

<b>CABM 106: Hand Tools and Portable Power Tools</b>	<b>4</b>
<b>CABM 111: Furniture Construction I</b>	<b>4</b>
<b>CABM 116: Finishing I</b>	<b>1</b>
<b>CABM 121: Related Drawing I</b>	<b>2</b>
<b>†MATH 126: Technical Math I (or higher)</b>	<b>3</b>
<b>CIS 111: Intro to Computer Applications</b>	<b>3</b>

### Semester 2

<b>*CABM 151: Advanced Machinery</b>	<b>3</b>
<b>*CABM 156: Furniture Construction II</b>	<b>4</b>
<b>*CABM 161: Finishing II</b>	<b>1</b>
<b>*CABM 166: Job Management</b>	<b>1</b>
<b>*CABM 171: Related Drawing II</b>	<b>2</b>
<b>CIS 105: Drawing with AutoCad</b>	<b>3</b>
<b>*MATH 132: Elementary Geometry (or higher)</b>	<b>3</b>

### Semester 3

<b>*CABM 206: Advanced Wood Project</b>	<b>6</b>
<b>*CABM 211: Machine Maintenance</b>	<b>1</b>
<b>*CABM 221: Architectural Millwork</b>	<b>4</b>
<b>*CABM 226: Custom Woodworking Cutters</b>	<b>1</b>
<b>ENG 106: English Composition</b>	<b>3</b>
<b>Science Elective</b>	<b>3</b>

### Semester 4

<b>*CABM 251: Shop Operations and Management</b>	<b>1</b>
<b>*CABM 261: Kitchen Cabinet Planning and Estimating</b>	<b>3</b>
<b>*CABM 263: Kitchen Cabinet Construction</b>	<b>4</b>
<b>*CABM 265: Cabinet Installation</b>	<b>2</b>
<b>*CABM 267: Counter Top Fabrication</b>	<b>2</b>
<b>Humanities Elective</b>	<b>3</b>

### Additional General Education Requirements

<b>HEAL 106 or HEAL 111</b>	<b>1</b>
<b>General Studies Elective</b>	<b>3</b>

**TOTAL CREDITS** **71**

*\* Prerequisite or Co-requisite Required. See Course Description.*

*† Any Student who has taken pre-calculus (MATH 207) or calculus (MATH 213) instead of MATH 126 and MATH 132, must take an additional Gen-Ed elective in order to meet their Gen-Ed requirements.*

# Cabinetmaking and Wood Technology (CABM)

## **CABM 106 (4 credits)**

### **Hand Tools and Portable Power Tools**

Students study the wide variety of hand tools, building a thorough foundation in hand tool usage, maintenance, and sharpening. They will learn the basics of hand joinery and develop an understanding for the capabilities and proper usage of portable power tools. This knowledge will be applied to various projects.

## **CABM 111 (4 credits)**

### **Furniture Construction I**

This course provides a foundation for the construction of various types of cabinetry and furniture. The course includes an overview of wood characteristics and joinery methods, assembly, abrasives, adhesives, and veneering basics. Machinery maintenance, safety, and usage is stressed as well. Construction projects will aid in developing an understanding of the subject matter.

## **CABM 116 (1 credit)**

### **Finishing I**

This class focuses on surface preparation and the proper use of finish materials. Various methods of application, including wiping, brushing, and spraying, is addressed. During this introductory course, students apply a wax, shellac, and lacquer finish on the projects completed in class.

## **CABM 121 (2 credits)**

### **Related Drawing I**

An introduction to basic blueprint reading and drafting techniques applicable to the cabinetmaking profession.

## **CABM 151 (3 credits)**

### **Advanced Machinery**

This course teaches the proper set-up and use of the hollow-chisel and slot mortiser, shaper, single-end tenoner, wide-belt sander, and panel saw. The course also provides an in-depth look at the various types of cutters and cutter-heads available for the shaper. Additional machines are added to fit project requirements and available time.

*Prerequisite: CABM 106, CABM 111, and CABM 116*

## **CABM 156 (4 credits)**

### **Furniture Construction II**

Students take a more in-depth look at wood properties, joinery, and construction methods. An emphasis is placed on precision machining techniques and strategies for producing molding and other furniture and case components. Other topics include door and drawer construction and styles, hardware and its applications, and an introduction to furniture styles and types. The construction of various furniture projects help solidify the subject matter.

*Prerequisite: CABM 106, CABM 111, and CABM 116*

## **CABM 161 (1 credit)**

### **Finishing II**

The finishing course involves the final preparation of wood surfaces and the selection and application of appropriate finishing materials. Topics include dyes and pigmented stains, a variety of sealers and top-coating materials, as well as spray finishing techniques.

*Prerequisite: CABM 116*

## **CABM 166 (1 credit)**

### **Job Management**

This course provides an overview of estimating, cost analysis, and methods of job documentation. Students maintain daily time cards as well as job folders for their various furniture projects. Job folders contain drawings; route and cut sheets; time and cost analysis sheets; bill of materials; materials invoice; and a finishing schedule.

*Prerequisite: CABM 111*

## **CABM 171 (2 credits)**

### **Related Drawing II**

A further study into basic blueprint reading and drafting techniques applicable to the cabinetmaking profession as introduced in CABM 121.

*Prerequisite: CABM 121*

## **CABM 206 (6 credits)**

### **Advanced Wood Project**

From an existing plan of their choice, students construct and finish advanced pieces of furniture. This course emphasizes individual planning and problem solving. Students construct their own jigs and fixtures as well as machine set-ups. All projects require an existing set of plans and the approval of the instructor before starting. Students are responsible for supplying the necessary materials, hardware, and finishing supplies required for the project.

*Prerequisites: CABM 111, CABM 151, CABM 156, and CABM 161*

## **CABM 211 (1 credit)**

### **Machine Maintenance**

To develop the skills necessary to grind jointer and planer knives, sharpen shaper cutters, and clean and lubricate a variety of common woodworking machines.

*Prerequisite: CABM 151*

**CABM 221 (4 credits)**  
**Architectural Millwork**

This course exposes students to the field of custom architectural millwork. Emphasis is placed on students developing an understanding of the Architectural Woodworking Quality Standards as developed by the Architectural Woodwork Institute. A large portion of the course is devoted to live work in which students produce the millwork items required for the housing project and other related campus work.

*Prerequisites: CABM 111, CABM 151, and CABM 156*

**CABM 226 (1 credit)**  
**Custom Woodworking Cutters**

Students learn how to design, draw, make a template, and grind two matching cutters for the shaper and the moulder.

*Prerequisite: CABM 151*

**CABM 251 (1 credit)**  
**Shop Operations and Management**

This course stresses the fundamentals of ordering, purchasing, estimating, scheduling production, and general management techniques.

*Prerequisite: CABM 151*

**CABM 261 (3 credits)**  
**Kitchen Cabinet Planning and Estimating**

Students learn how to plan, draw, estimate the cost, and list the materials and supplies for the kitchen cabinets and vanities that are used in the housing project.

*Prerequisites: CABM 121 and CABM 171*

**CABM 263 (4 credits)**  
**Kitchen Cabinet Construction**

As follow-up to CABM 261, this course emphasizes the machining, construction, and finishing of the kitchen cabinets, vanities, and trim used in the housing project.

*Prerequisites: CABM 111, CABM 151, CABM 156, and CABM 206*

**CABM 265 (2 credits)**  
**Cabinet Installation**

This course involves site preparation and the installation of kitchen cabinets and bathroom vanities. Emphasis is placed on the installation manuals of the National Kitchen and Bath Association (NKBA).

*Prerequisites: CABM 106 and CABM 263*

**CABM 267 (2 credits)**  
**Countertop Fabrication**

This course involves the fabrication of high pressure plastic laminate and solid surface countertops. Exposure to other types of countertop materials is included.

*Prerequisite: CABM 106*



# Carpentry Technology

---

## What is Carpentry Technology?

The Carpentry Technology program provides carpentry students with a positive and professional experience. By using the most up-to-date equipment and the newest technology, program faculty always strive to run parallel with the present-day building industry. Students receive 2 years of excellent training that sufficiently prepares them for the residential and light commercial construction workforce.

### A Graduate of this Program Will be Able to:

- Write clear, concise, legible, and accurate technical reports and be skilled in oral communication related to the construction industry.
- Demonstrate the basic manipulative skills of the trade that are necessary in laying out work, planning, erecting, and framing.
- Interpret and prepare plans, drawings, codes and specifications, lines, symbols, and abbreviations on working drawings or blueprints.
- 
- Analyze specifications and contract drawings as well as make accurate quantity take-offs and labor estimations to develop an estimated construction cost for a building project.
- Demonstrate the ability to lay out and erect a platform or western frame structure.
- Demonstrate basic knowledge and skill in masonry and in the concrete construction trade.
- Describe various types of materials and methods available to the construction trade.
- Describe business organization, financing, labor relations, selling, pricing, customer service, management, and other business principles.
- Describe the complexity of the building construction industry, the interrelationships of the various trades, and methods of communication and coordination among all trades and professions within the industry.
- Encourage the practice of staying current with any new technology or codes related to the building industry.

**Timothy B. Draper, Instructor**

AAS: Thaddeus Stevens College of Technology  
Occupational Safety and Health Administration  
(OSHA): Construction Safety & Health Certificate

**Daniel McCord, Instructor**

BS: Millersville University of Pennsylvania

**Daniel B. Noel, Assistant Professor**

BS: Lancaster Bible College  
AST: Williamson Free School of Mechanical Trades  
NCCER Certified Instructor Carpentry Level 4  
Occupational Safety and Health Administration  
(OSHA): Construction Safety & Health Certificate

**Andrew Snavely, Instructor**

BS: The Pennsylvania State University



**Model Schedule For Carpentry Technology**

**Semester 1**

CARP 106: Hand Tools and Power Tools	3
CARP 111: Building Materials	3
CARP 116: Site Work and Foundations I	3
CARP 182: Construction Drawings and Blueprint Reading	3
†MATH 126: Technical Math I (or higher)	3
ENG 106: English Composition	3

**Semester 2**

CARP 157: Floor, Wall, and Ceiling Framing	3
CARP 161: Stair Construction	2
CARP 166: Roof Framing and Materials	3
CARP 178: Exterior and Interior Finish	4
CIS 111: Intro to Computer Application	3
*MATH 132: Elementary Geometry (or higher)	3

**Semester 3**

CARP 207: Floor Construction	2
CARP 209: Wall Construction	3
CARP 218: Roof Construction	3
CARP 219: Thermal Insulation	1
CARP 222: Exterior Finish and Trim	2
*ENG 216: Technical Writing OR ENG 221: Public Speaking	3
BUSN 106: Small Business Management	3

**Semester 4**

CARP 226: Drywall Installation and Finish	1
CARP 257: Stair Trim	2
CARP 267: Interior Finish and Trim	3
CARP 272: Site Work and Foundations II	2
CARP 276: Residential Remodeling	3
Humanities Elective	3
Science Elective	3

**Additional General Education Requirements**

HEAL 106 or HEAL 111	1
----------------------	---

**TOTAL CREDITS** 71

\* Prerequisite or Co-requisite Required. See Course Description.

† Any Student who has taken pre-calculus (MATH 207) or calculus (MATH 213) instead of MATH 126 and MATH 132, must take an additional Gen-Ed elective in order to meet their Gen-Ed requirements.



# Carpentry Technology (CARP)

## **CARP 106 (3 credits)**

### **Hand Tools and Power Tools**

This course is a general introduction to the basic tools that are used by a carpenter with an emphasis on safety, proper usage and procedures, and various applications that are most commonly used in the carpentry trades.

## **CARP 111 (3 credits)**

### **Building Materials**

Covering the wide range of building materials used in carpentry, this course examines the many different types of wood products, including engineered lumber and the newest technology of steel framing. Proper procedures for estimating these building materials and the variety of fastening materials are also discussed and practiced.

## **CARP 116 (3 credits)**

### **Site Work and Foundations I**

In this course, students learn how to set up and operate the transit level and laser level. Building layout and excavation of residential construction will be explained, with particular emphasis on building stake-off. Types of footers, foundations, and concrete forming are also explored. Students will be challenged to practice proper building site layout, constructing concrete stair and sidewalk forms, and installing the form-a-drain system.

## **CARP 157 (3 credits)**

### **Floor, Wall, and Ceiling Framing**

With a strong emphasis on platform framing, students will examine and demonstrate the proper methods of constructing subfloors, walls, and ceilings in the framework of residential and light commercial construction. This includes discussing the basic components and construction methods of light-gauge steel framing.

## **CARP 161 (2 credits)**

### **Stair Construction**

Students learn the different types of stairways and all parts pertaining to them. They also learn how to calculate, lay out, and construct stairway stringers with their proper landings, risers, treads, and railings.

## **CARP 166 (3 credits)**

### **Roof Framing and Materials**

The different types of roof systems and all the material members that are involved in the different roof types are discussed. Students learn theoretically how to calculate rafters to fit their proper situations and practice laying out and cutting common and hip rafters.

## **CARP 178 (4 credits)**

### **Exterior and Interior Finishes**

In this course, students will study and practice installing various types of exterior and interior finish material for residential construction. Exterior finish will include installation procedures for: roofing; siding; soffit; windows and doors; and aluminum trim. Interior finish will include techniques for: hanging drywall; installing prehung doors and door trim; applying trim around a window unit; and other common trim materials.

## **CARP 182 (3 credits)**

### **Construction Drawing and Blueprint Reading**

In this course students will learn the proper techniques necessary to dissect a set of residential blueprints and develop a broad understanding of the language of construction drawings. We will also become involved in duplicating, through the process of mechanical architectural drafting, a few select detailed residential section drawings, with each having different drafting scales.

## **CARP 207 (2 credits)**

### **Floor Construction**

Covers both dimensional and engineered lumber applications. To meet current building designs and codes, students perform installation from a detailed blueprint for sill plates, joists, joist hangers, stair beams, sub flooring, and stair stringer construction.

## **CARP 209 (3 credits)**

### **Wall Construction**

Covers both dimensional and engineered lumber applications. To meet current building designs and codes, students perform installation and layout from a detailed blueprint for wall plates, stud size and spacing, header design and size, and rough opening sizes for window and door schedules.

## **CARP 218 (3 credits)**

### **Roof Construction**

Covers engineered trusses and hand-framed rafters with ceiling joists. The students become familiar with the installation and design criteria of an engineered truss including detailed truss drawings for field applications and the codes applying to field modifications. Students perform layout, cutting, and installing roof rafters from a detailed blueprint including proper ceiling joists, collar ties, and gable overhang construction and codes. Students install roof sheathing and fascia boards.

### **CARP 219 (1 credit)**

#### **Thermal Insulation**

Covers the various types of insulation for thermal, noise, and fire protection. Ventilation baffles, vapor barriers, and types of loose fill insulation are detailed. Students perform installation of insulation for wall, ceiling, and fire-stop applications.

### **CARP 222 (2 credits)**

#### **Exterior Finish and Trim**

Covers the exterior materials used for siding, roofing, flashing, and aluminum trim. Using accepted methods, students perform siding, soffit, fascia, and fiberglass shingle applications, including proper flashing and counter flashing techniques.

### **CARP 226 (1 credit)**

#### **Drywall Installation and Finish**

Covers the types and sizes of drywall installed in construction, as well as proper hanging and finishing. Site techniques are covered. Students perform installation and finishing methods for standard applications.

### **CARP 257 (2 credits)**

#### **Stair Trim**

Covers the variety and designs of interior custom stair trim. Students are instructed in the different stair designs, building codes and the perspective trim applications. Students install custom stair trim for an open stair and box stair designs including over the tread skirt board applications.

### **CARP 267 (3 credits)**

#### **Interior Finish and Trim**

Covers the various interior painting and staining finishes. The proper wood types and species, finishing methods, and applications are detailed. Details of interior pre-hung doors, window trim including extension jambs and sills are covered. Students perform the installation of a standard trim package.

### **CARP 272 (2 credits)**

#### **Site Work and Foundations II**

Covers the details associated with site preparation and foundation inspections for a new building. Specifics are for lot size, set back, right of way, and building location. Work includes using various instruments for batter board installations, excavation of foundation, locating footer elevation, and forming and pouring footers. Locating, forming, and pouring of sidewalks and exterior porches.

### **CARP 276 (3 credits)**

#### **Residential Remodeling**

Covers the details and techniques used for residential remodeling and restoration. Students perform demolition, and repair and update existing structures to current building codes. The topics covered can include kitchens, bathrooms, flooring and exterior finishes.



# Civil Engineering Construction Technology

---

## What is Civil Engineering Construction Technology?

The heavy civil engineering construction profession is a dynamic industry that has untapped potential for career advancement, including transformational financial growth. If you like to work outside with your hands, with innovative technology and equipment, civil construction will provide you with countless opportunities. In addition, there will be opportunities for field experience with a summer on-the-job internship.

The Civil Engineering Construction Technology (CECT) program is committed to provide students with a broad range of skills necessary to thrive, and work in an industry that has been around since early civilization. This industry sector continues to grow, offering job security in a wide range of positions, a meaningful career, and an opportunity to help build our country's infrastructure. The combination of theory, and hands-on in both a lab and field portions of this program will allow students to develop the skills to work in the construction of roadways, municipal and state infrastructure, underground utilities, energy, horizontal site development, materials production and application, and construction of water and wastewater infrastructures. Students will learn how to use and make the most of today's innovations, so you will be prepared when you enter the industry full time. Upon completion of the program, graduates will find a wealth of employment opportunities to invest your future, to build a better America.

## A Graduate of this Program Will be Able to:

- Identify the different types of heavy civil construction projects that include earth moving operations, transportation, infrastructure, utility installation, material production, transportation, water and wastewater plant work, and site development;
- Learn and describe the regulations that impact employee job site safety;
- Demonstrate the ability to read and interpret construction documents including drawings, details, materials, specifications, quality standards and apply to field work,
- Demonstrate pipe work installation skills using different pipe products;
- Explain the importance of pipe work as it relates to underground infrastructure;
- Interpret blueprints, benchmarks, elevations, scaling, survey, and apply this information in civil construction projects;
- Explain material production and uses for asphalt, concrete, aggregates, and precast as well as modes for transporting these products;
- Acquire leadership skills, business communications, basic construction finance to become both an internal and external leader for an organization;
- Differentiate heavy equipment types based on usage, weight, classification, safety, and maintenance;
- Demonstrate skills in quality control using best practice, inspection methods involving civil construction projects; and
- Demonstrate good oral communication skills, speak logically, and use various types of oral and written communication techniques to promote sound business, and employer-employee relationships.

**Mitch Kauffman, Instructor**  
 B.S.: Kutztown University



**Model Schedule For Civil Engineering  
 Construction Technology**

**SEMESTER 1**

CIVL 101: Principles of Civil Engineering Construction Technology	3
CIVL 105: Job Site & Traffic Safety	3
CIVL 110: Construction Drawings, Site Plans, Specifications	3
*CIVL 115: Construction Survey I	3
ENGLISH 106: English Composition	3
MATH 137: Intermediate Algebra	3

**SEMESTER 2**

CIVL 150: Erosion & Sediment Control	3
*CIVL 155: Utility Installation I	3
*CIVL 160: GPS Fundamentals	3
*CIVL 165: Construction Survey II	3
MATH 141: Trigonometry (or higher)	3
PHYS 113: Physics - Statics	3

**SEMESTER 3**

*CIVL 205: Earthwork Fundamentals	3
*CIVL 210: Engineering Materials and Processes	3
*CIVL 215: Utility Installation II	3
*CIVL 220: Site Grading Designs and Grading Types	3
ENGLISH 216 Technical Report Writing OR ENGLISH 221 Public Speaking	
PHYS 213 General Physics	

**SEMESTER 4**

CIVL 255: Leadership, Ethics, and Legal Issues in Construction Management	3
*CIVL 260: Cost Estimating, Project and Field Construction Management	3
*CIVL 265: Structured Concrete Operations	
*CIVL 270: Asphalt Paving Operations	
Humanities Elective	
General Studies Elective	

**Additional General Education Requirements**

HEAL 106 or HEAL 111	1
----------------------	---

<b>TOTAL CREDITS</b>	<b>74</b>
----------------------	-----------

*\* Prerequisite or Co-requisite Required. See Course Description.*

# Civil Engineering Construction Technology (CIVL)

## **CIVL 101 (3 credits)** **Principles of Civil Engineering Construction Technology**

This course, principles of Civil Engineering Construction Technology, while incorporating scientific principles serves as an introduction to the civil construction industry. The history of the industry's impact on society, past and present has met and will continue to meet our needs well into the future. This acceleration of technology has created one of the most emerging construction career fields in our nation.

## **CIVL 105 (3 credits)** **Job Site and Traffic Safety**

This course is designed for students to gain knowledge and technical skills related to best practices for jobsite safety. This includes following all personal protective equipment (PPE), Occupational Safety & Health Administration (OSHA), Mine Safety & Health Standards (MSHA), Department of Transportation (DOT), Maintenance of Traffic Control Devices (MUTCD), and underground utility regulations. Applications will include verbal and nonverbal communication, work zone safety, and injury prevention.

## **CIVL 110 (3 credits)** **Construction Drawings, Site Plans, Specifications**

This course provides an overview of construction drawings, plans, details, takeoffs, survey, redlines, cut/fills, conflicts, design issues involving a construction project. Emphasis will be placed on applications for reading and interpreting construction drawings in the field, while ensuring materials, scaling, and specifications complying with local, state and federal requirements.

## **CIVL 115 (3 credits)** **Construction Survey I**

This course introduces the history of surveying, use of state-of-the-art equipment and blueprint reading. Students will use survey equipment to layout the jobsite prior to the start of construction. Applications will include reading and understand blueprint.

*Prerequisite: CIVL105*

## **CIVL 150 (3 credits)** **Soil and Erosion Control**

This course introduces the history and evolution of erosion & sediment (E&S) control for construction projects. National standards for earth disturbing construction has been determined by the National Pollutant Discharge Elimination System (NPDES). Students will practice construction standards that have improved the quality of tributary streams, wetlands, environment, water quality, and the Chesapeake Bay ecosystem.

## **CIVL 155 (3 credits)** **Utility Installation I**

This course introduces the history and evolution Global Positioning Systems (GPS) technology and its application to civil construction projects. This is an intensive course that builds upon Construction Survey I.

*Prerequisite: CIVL105 and CIVL 110*

## **CIVL 160 (3 credits)** **Global Positioning System Fundamentals**

This course introduces the history and evolution Global Positioning Systems (GPS) technology and its application to civil construction projects. This is an intensive course that builds upon Construction Survey I.

*Prerequisite: CIVL105 and CIVL 110*

## **CIVL 165 (3 credits)** **Construction Survey II**

This course builds upon Construction Survey I. Applications includes utilization of construction drawings and equipment including GPS, modeling, drones, total stations, and lasers to layout a construction project.

*Prerequisite: CIVL105 and CIVL 115*

## **CIVL 205 (3 credits)** **Earthwork Fundamentals**

This course introduces the history and evolution of earthwork operations. Students will learn differences in soil characteristics, work ability, and treatment for certain soil characteristics. Students will also learn about equipment applications used in earthwork operations.

*Prerequisite: CIVL105 and CIVL 110*

## **CIVL 210 (3 credits)** **Engineering Materials Processes**

This course introduces the history and evolution aggregate production, usage and application. Students will also learn usage and manufacturing of aggregate, concrete asphalt, and DOT specifications.

*Prerequisite: CIVL105*

## **CIVL 215 (3 credits)** **Utility Installation II**

This course builds on learning in Utility Installation I. Students will learn best practices of safe assembly and installation various types of pipe. Students will understand step-by-step application to assemble pipe per manufacture specifications in excavated trenches.

*Prerequisite: CIVL105 and CIVL 155*

## **CIVL 220 (3 credits)** **Site Grading Designs & Grading Types**

This course builds upon Earthwork Fundamentals I. Students will be involved with crew and equipment package setup and planning for efficiency, involved in costs, and production calculations.

*Prerequisite: CIVL105, CIVL 110, and CIVL 165*

**CIVL 255 (3 credits)**  
**Leadership in Construction Management, Ethics and Legal Issues**

This course will cover a broad range of services construction companies provide to their employees, clients, and general public. The four fundamental principles will include: ethical practice, legal practice, professional excellence, and responsibility to the employee, client, and general public. In addition, students will learn personal leadership styles, good communication and presentation skills, working in a team environment in diverse organizational context.

**CIVL 260 (3 credits)**  
**Cost Estimating, Project and Field Construction Management**

This course is designed to train students the job estimating fundamentals to determine project construction costs. Construction estimating is tedious, time-consuming and requires a high level of skill. In addition, students will learn to impact of quality management systems (QMS) for company profitability.

*Prerequisite: CIVL110 and CIVL 210*

**CIVL 265 (3 credits)**  
**Structured Concrete Operations**

This course introduces the history and evolution concrete. Students will learn materials in concrete production processes, and, transporting from plant to jobsite, and placement applications in the construction industry. Emphasis will be place on hands-on preparation, formwork, and finishing.

*Prerequisite: CIVL105 and CIVL 210*

**CIVL 270 (3 credits)**  
**Asphalt Paving Operations**

This course introduces the history and evolution asphalt. Students learn best safety practices when working on an asphalt paving jobsite. This course "introduces" the student to the asphalt paving practices, materials, and evaluation including demolition and site preparation, laying subbase and a binder layer, laying butt joints, compaction of asphalt, and installing the top layer of asphalt. In addition, students will learn the composition of asphalt and manufacturing processes.

*Prerequisite: CIVL105 and CIVL 210*



# Collision Repair Technology

---

## **What is Collision Repair Technology?**

Students will be instructed in a series of I-CAR courses in Non-Structural ProLevel 1 and Refinishing ProLevel 1, the industry standard for collision repair training. Students graduate with a variety of nationally-recognized platinum certificates from I-CAR. This program aligns with collision repair businesses needing to hire employees to maintain or to become I-CAR Gold Class professionals. This program makes students proficient at entry-level tasks. Students also have the opportunity to become certified as ASE Master Technicians. The Collision Repair Technology program is dedicated to providing the most current and complete information, knowledge, and skills required to perform complete, safe and quality repairs. Thaddeus Stevens College of Technology provides students with comprehensive training and industry recognized credentials for a successful career in collision repair.

## **A Graduate of this Program Will be Able to:**

- Use collision repair tools and equipment safely and effectively.
- Analyze the structural design of a vehicle and its reaction to an impact.
- Repair damaged metal.
- Refinish vehicles.
- Install panels.
- Repair frame damage.

**Antonio Oppido, Instructor**

**Jason Weiler, Instructor**

BA: Ashford University

AAS: Thaddeus Stevens College of Technology

**Model Schedule For  
Collision Repair Technology**

**Semester 1**

<b>CORT 107: Details of Body Construction</b>	<b>4</b>
<b>*CORT 111: Collision Repair Welding</b>	<b>4</b>
<b>*CORT 116: Repairing Damaged Panels and Metalworking</b>	<b>4</b>
<b>MATH 126: Technical Math I (or higher)</b>	<b>3</b>
<b>ENG 106: English Composition</b>	<b>3</b>

**Semester 2**

<b>*CORT 156: Introduction to Refinishing Procedures</b>	<b>4</b>
<b>*CORT 162: Panel Replacement, Adjustment, Corrosion Protection</b>	<b>4</b>
<b>*CORT 166: Introduction to Frame Alignment and Repair</b>	<b>4</b>
<b>*ENG 216: Technical Writing</b>	<b>3</b>
<b>CIS 111: Intro to Computer Applications</b>	<b>3</b>

**Semester 3**

<b>*CORT 212: Estimating Technology</b>	<b>4</b>
<b>*CORT 222: Aluminum Technology</b>	<b>4</b>
<b>*CORT 232: Non-Structural Technology</b>	<b>4</b>
<b>MATH 111: Business Math</b>	<b>3</b>
<b>BUSN 106: Small Business Management</b>	<b>3</b>

**Semester 4**

<b>*CORT 252: Steel Structural Technology</b>	<b>4</b>
<b>*CORT 262: Refinishing Technology</b>	<b>4</b>
<b>*CORT 272: Mechanical Technology</b>	<b>4</b>
<b>Humanities Elective</b>	<b>3</b>
<b>Science Elective</b>	<b>3</b>

**Additional General Education Requirements**

<b>HEAL 106 or HEAL 111</b>	<b>1</b>
-----------------------------	----------

**TOTAL CREDITS** **73**

*\* Prerequisite or Co-requisite Required. See Course Description.*





# Collision Repair Technology (CORT)

## **CORT 107 (4 credit)**

### **Details of Body Construction**

Different types of automobile bodies and how they are made at the factory. The locations of body joints and parts and the proper methods for parts removal and replacement are also covered.

## **CORT 111 (4 credits)**

### **Collision Repair Welding**

Designed to prepare students in the use of a MIG welder and the various uses of oxyacetylene equipment for cutting and heating to normalize and shrink metal. Proper use of equipment is stressed.

*Prerequisite: CORT 107*

## **CORT 116 (4 credits)**

### **Repairing Damaged Panels and Metalworking Methods**

Use of proper tools and techniques to bend sheet metal. Direct and indirect damage are explained along with ways damage can be corrected.

*Prerequisite: CORT 111*

## **CORT 156 (4 credits)**

### **Introduction to Refinishing Procedures**

Refinishing and the use of tools operated by compressed air. Proper use of various finish materials such as primers, sealers, and thinners. Masking and spray painting techniques are also covered.

*Prerequisite: CORT 116*

## **CORT 162 (4 credit)**

### **Panel Replacement, Adjustment, and Corrosion Protection**

Proper removal and replacement of panels are stressed as well as the proper alignment of panels. A general overview of determining repair procedures, inspecting areas for hidden damage, removal of damaged panels, and corrosion protection.

*Prerequisite: CORT 156*

## **CORT 166 (4 credits)**

### **Introduction to Frame Alignment and Repair**

Frame alignment and straightening is studied, including the use of gauges and frame straightening equipment needed to restore a damaged frame or body to factory specifications.

*Prerequisite: CORT 162*

## **CORT 212 (4 Credits)**

### **Estimating Technology**

Estimators inspect and analyze collision-damaged vehicles to create a repair plan. The technician builds relationships with vehicle owners, repairers, and insurance personnel, ensuring satisfaction when repairs are complete.

*Prerequisite: CORT 166*

## **CORT 222 (4 Credits)**

### **Aluminum Technology**

An aluminum structural technician restores aluminum structural dimensions and structural integrity to collision damaged vehicles. He or she uses measuring and frame equipment to diagnose, damage, and return damaged frame or uni-body parts to manufacturer's specifications.

*Prerequisite: CORT 212*

## **CORT 232 (4 Credits)**

### **Non-Structural Technology**

Non-structural technicians restore damaged vehicles to their original structural integrity, function, and appearance. These technicians use hand tools and power tools to remove or repair damaged parts, weld as needed, and properly install new parts. They work with a variety of metals and plastics, as well as glass, electrical, and mechanical parts.

*Prerequisite: CORT 222*

## **CORT 252 (4 Credits)**

### **Steel Structural Technology**

Steel structural technicians restore structural dimensions and integrity to collision damaged vehicles. Technicians use measuring and framing equipment to diagnose damage and return damaged frame or uni-body parts to manufacturer's specifications. Hand tools and power tools are used to remove or repair damaged parts, weld as needed, and properly install new parts. This individual also works with a variety of metals and plastics, as well as glass, electrical, and mechanical parts.

*Prerequisite: CORT 232*

## **CORT 262 (4 Credits)**

### **Refinishing Technology**

Refinish technicians prepare and apply paint to repaired vehicles. Duties may include final sanding, masking, color mixing and tinting, operating spray booths, and applying primers, sealers, color, and clear coats. They may need to blend color into adjacent panels for a better color match to existing vehicle paint. These individuals work with potentially hazardous materials, so attention to safety and personal protection are essential. Vehicles must be correctly prepared and refinished to ensure proper adhesion, color match, and overall appearance.




*Prerequisite: CORT 252*

## **CORT 272 (4 Credits)**

### **Mechanical Technology**

The mechanical technician diagnoses and repairs collision-related mechanical damage which includes steering and suspension systems. Hand tools and power tools are used to remove or repair damaged parts and properly install new and used parts.

*Prerequisite: CORT 262*



# Computer & Network Systems Administration

---

## **What is Computer and Network Systems Administration?**

The Computer and Network Systems Administration program prepares students for employment in a wide variety of positions in the information technology field. Students work in a live network environment, managing their own servers, clients, routers, and switches by applying concepts learned in the theory classroom. The combination of theory and hands-on lab exercises allows CNSA students to acquire comprehensive skills in the following technical areas: The internal operation of personal and server computer systems; the physical infrastructure of local and wide area networks; the design and management of computer networks; the administration of Microsoft Windows and non-Windows server and client operating systems; the design and development of Windows-based and web-based applications; the management and design of relational databases; and the integration of enterprise software applications to solve business problems.

Upon completion of the program, graduates of the CNSA program have obtained employment in information technology as systems administrators, network administrators, network technicians, PC technicians, help desk analysts, systems engineers, structured data cabling installers, application programmers, web application developers, web administrators, database administrators, and sales engineers. High school prerequisites for this program are Algebra I & II, and a GPA of at least 2.5.

## **A Graduate of this Program Will be Able to:**

- Solve business problems by applying sound information technology principles.
- Implement and administer a broad range of information technology systems, networks, and applications.
- Manage information technology projects from conceptualization through implementation.
- Make significant contributions as a member of an information technology team.
- Explain with authority current technologies and standards in the field.
- Maintain information technology skills through appropriate industry certifications and/or continuing education.
- Demonstrate a strong professional work ethic.
- Protect and preserve a business organization's critical information assets from all threats.



**Tim Headings, Instructor**  
 BS: Albright College  
 AAS: Thaddeus Stevens College of Technology

**Dr. Jameson McFarlane, Professor**  
 DSc, Towson University  
 MBA, BSc: York College of Pennsylvania  
 Certificate in Music Theory: St. Lucia School of Music  
 Certificate in Teacher Ed. and Ed. Adm.: Sir Arthur Lewis  
 Community College/University of the West Indies

**Model Schedule For  
 Computer & Network Systems Administration  
 (Option #1)**

<b>Semester 1</b>	
CNSA 107: PC Hardware and Support Fundamentals	3
*CNSA 111: Intro to Networking	3
*CNSA 117: Analysis of TCP/IP & Local Area Networking	3
*CNSA 123: LAN Cabling and WAN Technologies	3
†MATH 137: Intermediate Algebra (or higher)	3
ENG 106: English Composition	3

<b>Semester 2</b>	
*CNSA 156: Operating Systems I	3
*CNSA 161: Systems Administration I	3
*CNSA 166: Internetworking Devices and Concepts	3
*^CNSA 172: Web Technologies and Network Security Fund	3
*ENG 216: Technical Writing	3
*MATH 141: Trigonometry (or higher)	3

<b>Semester 3</b>	
*^CNSA 212: Programming I	3
*^CNSA 222: Database Management Systems	3
*CNSA 227: Management Information Systems	3
*CNSA 256: Operating Systems II	3
ENG 221: Public Speaking	3
General Studies Elective	3

<b>Semester 4</b>	
*CNSA 216: Web Programming	3
*CNSA 266: Systems Administration II	3
*CNSA 271: Network Design	3
*CNSA 276: Practical Applications	3
Humanities Elective	3
Science Elective	3

**Additional General Education Requirements**  
 HEAL 106 or HEAL 111 1

**TOTAL CREDITS 73**

**Model Schedule For  
 Computer & Network Systems Administration  
 (Option #2)**

<b>Semester 1</b>	
CNSA 107: PC Hardware and Support Fundamentals	3
*CNSA 111: Intro to Networking	3
*CNSA 117: Analysis of TCP/IP & Local Area Networking	3
*CNSA 123: LAN Cabling and WAN Technologies	3
†MATH 207: Pre-Calculus	4
ENG 106: English Composition	3

<b>Semester 2</b>	
*CNSA 156: Operating Systems I	3
*CNSA 161: Systems Administration I	3
*CNSA 166: Internetworking Devices and Concepts	3
*^CNSA 172: Web Technologies and Network Security Fund	3
*ENG 216: Technical Writing	3
Elective : General Studies Elective	3

<b>Semester 3</b>	
*^CNSA 212: Programming I	3
*^CNSA 222: Database Management Systems	3
*CNSA 227: Management Information Systems	3
*CNSA 256: Operating Systems II	3
ENG 221: Public Speaking	3
General Studies Elective	3

<b>Semester 4</b>	
*CNSA 216: Web Programming	3
*CNSA 266: Systems Administration II	3
*CNSA 271: Network Design	3
*CNSA 276: Practical Applications	3
Humanities Elective	3
Science Elective	3

**Additional General Education Requirements**  
 HEAL 106 or HEAL 111 1

**TOTAL CREDITS 74**

\* Prerequisite or Co-requisite Required. See Course Description.

† Any Student who has taken pre-calculus (MATH 207) or calculus (MATH 213) instead of MATH 137 and MATH 141, must take an additional Gen-Ed elective in order to meet their Gen-Ed requirements.

^ Minimum Grade Required. See Course Description.

# Computer and Network Systems Administration (CNSA)

## **CNSA 107 (3 Credits)**

### **PC Hardware and Support Fundamentals**

This course is focused on the internal components and operation of digital devices with emphasis on desktop PC systems used for business. Processors, memory, hard drives, SSDs, communication buses, and other components are covered. Electricity fundamentals and the binary numbering system are also a part of this course. Students build a computer from scratch in the lab.

## **CNSA 111 (3 Credits)**

### **Introduction to Networking**

Provides an overview of modern networking arrangements and goes into detail about the digitization of analog signals, the OSI model, the Ethernet protocol, and Ethernet switching. IP addresses and IP sub-netting are also covered in depth.

*Prerequisite: CNSA 107*

## **CNSA 117 (3 Credits)**

### **Analysis of TCP/IP and Local Area Networking**

The TCP/IP protocol suite is explored in detail. Topics include ARP, ICMP, DNS, DHCP, IPv4, IPv6, and TCP operation details such as sequencing, acknowledgments, and sliding window flow control. After lecture is complete, students spend lab time capturing frames with a software protocol analyzer and verifying the behaviors they learned about in lecture. Wireless networking (WiFi) is also a part of this course.

*Prerequisite: CNSA 111*

## **CNSA 123 (3 Credits)**

### **LAN Cabling and WAN Technologies**

Cabling standards and best cabling practices in the industry are covered. Students practice hands-on cable termination of copper and fiber cables in the lab. This course also provides an overview of telecommunications technologies and the use of telecommunications in wide area networks (WANs).

*Prerequisite: CNSA 117*

## **CNSA 156 (3 Credits)**

### **Operating Systems I**

Microsoft's server operating systems are a dominant network operating system in the information technology industry. In this course, along with CNSA 161, students get detailed lecture about and hands-on experience with Microsoft's server operating system. Practical hands-on experience is included in the labs and begins with attended and unattended installation methods. Included in installation methods are imaging and cloning techniques for mass rollouts of server and client operating systems. The lecture and labs continue with configuration of file and print servers, securing files with share and NTFS permissions, disk management (including RAID), disaster recovery, and backup methods.

*Prerequisite: CNSA 123*

## **CNSA 161 (3 Credits)**

### **Systems Administration I**

This course continues where CNSA 156 leaves off. In this course, students learn about Microsoft's Active Directory structure and management. User account maintenance, user profiles, logon scripts and group policy are covered. Students also learn in the classroom what goes on behind the scenes with dynamic host control protocol (DHCP or automatic addressing) and domain name server (DNS or computer name resolution). Ultimately, students take this classroom theory and apply it in the lab as they create their own active directory domains and configure DHCP and DNS services within their domain.

*Prerequisite: CNSA 156*

## **CNSA 166 (3 Credits)**

### **Internetworking Devices and Concepts**

This is a Cisco-centric course on IP routing and switching. Traditional routers and L3 switches are discussed in the classroom and used in the lab. Routing protocols such as RIPv2, EIGRP, and OSPF are covered. In addition to routing, voice-over IP (VoIP) is a significant technology that businesses implement in order to reduce cost and leverage investments in the data network. For that reason, this course provides an overview of VoIP and assigns a lab project to configure a software private branch exchange (PBX) telephone switch that is capable of routing phone calls within the lab environment.

*Prerequisite: CNSA 161*

## **CNSA 172 (3 Credits)**

### **Web Technologies and Network Security Fundamentals**

Students learn how to configure a web server that can host multiple websites. The course then moves into the creation of web pages from scratch using HTML, CSS, and a text editor. Since security has become an increasingly important issue in our times, some of the security measures that are commonly used on the internet are included in this course. These security measures include an overview of threats and defense strategies, the public key infrastructure (PKI), digital certificates, hash codes, and digital signatures.

*Prerequisite: CNSA 166*

*Minimum grade of "C" required*

## **CNSA 212 (3 Credits)**

### **Programming I**

An introduction to the fundamentals of computer programming. Students learn a structured, object-oriented approach to problem solving and automating routine processes using modern programming languages. The programming concepts used emphasize logical thinking and current programming standards and conventions. Students learn to plan, design, compile, debug, and document applications in a visual programming environment using a programming language that is compatible with the Microsoft .NET Framework. In addition, the course introduces the integration of programming applications with databases as well as next generation programming environments.

*Prerequisites: CNSA 156 and CNSA 161*

*Minimum grade of "C" required*

### **CNSA 216 (3 Credits)** **Web Programming**

A course that builds upon the information learned in CNSA 172, CNSA 212, and CNSA 222, it introduces advanced web programming and development techniques and tools. The primary focus of the course is on the design of dynamic, interactive websites, using current web programming languages and tools, including the technology of the Microsoft .NET Framework. Students integrate the use of relational databases to provide data storage and retrieval for their interactive websites. Students also configure and manage web servers to support interactive web pages.

*Prerequisites: CNSA 172, CNSA 212, and CNSA 222*

### **CNSA 222 (3 Credits)** **Database Management Systems**

An in-depth, hands-on survey course in which students develop the skills and the expertise required to design, to implement, and to manage databases using a relational database management system (RDBMS). Students learn concepts of the relational database model, the principles of database design and normalization, and database administration. In addition, the basic commands and functions of structured query language (SQL) are used for data manipulation and extraction, as well as for database administration. Finally, topics are introduced that relate enterprise databases to client/server systems, application programming, web database development, and e-commerce.

*Prerequisite: CNSA sophomore standing*  
*Minimum grade of "C" required*

### **CNSA 227 (3 Credits)** **Management Information Systems**

A course that introduces students to the policies and procedures required to administer an enterprise computer network and to support an effective information technology department and users in the enterprise. Students learn how to prepare and to maintain documentation for information technology systems, software, processes, and projects. The skills learned in this course are integrated into the other CNSA courses throughout the sophomore year. An important component of the course is research, readings, and discussion related to ethical practices in the field of information technology.

*Prerequisite: CNSA sophomore standing*

### **CNSA 256 (3 Credits)** **Operating Systems II**

The second operating systems course in the CNSA curriculum that introduces students to the design, functionality, and administration of the predominant non-Windows operating system in the current computer industry. At this particular time, the course presents an in-depth examination of Linux, focusing on the proper installation and administration of the operating system. Students explore the wealth of support sites available to administrators of Linux systems, as well as the availability of productivity software applications and system administration tools for Linux systems.

*Prerequisite: CNSA 156*

### **CNSA 266 (3 Credits)** **Systems Administration II**

Students will also learn to implement dynamic websites using PHP HyperText Preprocessor (PHP) and MySQL. Topics include configuring PHP and MySQL; reading HTML forms, variables and strings, selections, loops, arrays, cookies and sessions, functions, and regular expressions; connecting to a MySQL database, writing basic structured query language (SQL) commands; developing applications with PHP/MySQL; and configuring Apache servers to work in conjunction with Internet Information Services (IIS) for website security.

*Prerequisite: CNSA 161 and CNSA 256*

### **CNSA 271 (3 Credits)** **Network Design**

This is the first of two capstone courses in the CNSA curriculum that requires students to rely heavily upon the knowledge and skills acquired from their entire previous course experiences. Project teams manage all accounts (i.e., user, group, computer, security) in their respective domains. In designing their enterprise domains, the teams conduct appropriate research; analyze and evaluate enterprise requirements and specifications; and document the network design. Knowledge of the fundamentals of networking technology, experience supporting a network, or successful completion of a networking essentials course is required.

*Prerequisite: CNSA 266*

### **CNSA 276 (3 Credits)** **Practical Applications**

The second of two capstone courses in the CNSA curriculum that requires students to rely heavily upon the knowledge and skills acquired from their entire previous CNSA course experiences. This course also includes in-depth research and examination of selected network applications and the implementation of those applications in the enterprise. Students learn how to plan, to configure, and to administer the specified application(s); how to implement the application(s); how to document the installation(s); and how to train the appropriate individuals to use and administer the application(s).

*Prerequisites: CNSA 266 and CNSA 271*

# Computer Software Engineering Technology

---

## **What is Computer Software Engineering?**

Computers have become a major factor in the development and operation of modern industry. From providing means of communications, to operating machines, to facilitating international commerce, to systems animation, computers and their related software programs makes things possible.

The Computer Software Engineering Technology program prepares students to design, to develop, and to build customized software programs for specific applications. Specifically, students will learn basic programming; how to interpret specifications; application of software architecture, verification and validation principles; and software performance standards. Students will create software programs which address known specifications. The program emphasizes a practical hands-on education as software projects are required each semester.

Upon completion of the program, graduates will find a wealth of employment opportunities in a variety of businesses and industries. Unlike some disciplines which are tied directly to a specific technical area, graduates of this program will work in small businesses, large industries, private organizations, software specialty businesses, IT department, government, and other agencies.

Job titles might include the following:

- Software designers
- Software test technicians
- Software maintenance technicians
- Technical writer for software publishing companies
- Customer service technicians for software companies

## **A Graduate of this Program Will be Able to:**

- Edit and modify existing software programs with the aim of upgrading and correcting errors.
- Improve the performance of software programs, or adapt it to new and old hardware and software.
- Analyze the needs of users for project design.
- Design and modify software systems for specific applications
- Analyze and recommend all necessary system layouts and modifications.
- Train users how to make use of new software.

**Hassan Arafat, Instructor**

MS: University of North Texas

MBA: University of Dhaka

**Mainul Chowdhury, Instructor**

BSS: Economics, University of Chittagon

MS: Economics, University of North Texas

MS: Information Science, University of North Texas

**Fahim Shams**

**Mohammad Uddin**

Phd Mechanical Engineering

**Model Schedule For**

**Computer Software Engineering Technology**

**Semester 1**

CSET 105: Intro to Web Applications 3

CSET 110: Web Development I 3

CSET 115: Technical Requirements &  
Data Structures 3

\*CSET 120: Software Project I 3

MATH 137: Intermediate Algebra (or higher) 3

ENG 106: English Composition 3

**Semester 2**

\*CSET 155 Database Design 3

\*CSET 160 Web Development II 3

\*CSET 170 Security & Professional Ethics 3

\*CSET 180 Software Project II 3

CIS 111 Introduction to Computer Applications 3

BUSN 106 Small Business Management  
(Must take before CSET 210) 3

**Semester 3**

\*CSET 205: Advanced Data Integration 3

CSET 222: Database Management Systems 3

\*CSET 210: Workplace Communications 3

\*CSET 220: Software Project III 3

ENG 221: Public Speaking 3

\*ENG 216: Technical Report Writing 3

PHYS 106: Physics for Everyday Life OR  
any CHEM, BIO, SCI, or higher PHYS 3

**Semester 4**

\*CSET 265: Software Principles 4

\*CSET 270: Mobile Development 4

CSET 280: Capstone Project OR  
TECH 204: CSET Internship 4

HEAL 106 or HEAL 111 1

Humanities Elective 3

**TOTAL CREDITS 73**

*\* Prerequisite or Co-requisite Required. See Course Description.*





# Computer Software Engineering Technology (CSET)

## **CSET 105 (3 Credits)**

### **Introduction to Web Applications**

The course provides an introduction to the basic tools, processes, and workflow in the development of web applications. Students will cover version control using the command line and an introduction to automated testing during development. The course meets during the first twelve weeks of the semester.

## **CSET 110 (3 Credits)**

### **Web Development I**

The course introduces front end web development concepts including HTML, CSS, and Javascript, and their role in building web applications. The course meets during the first twelve weeks of the semester.

## **CSET 115 (3 Credits)**

### **Technical Requirements and Data Structures**

The course provides information regarding the process of disseminating specifications and managing a project, as well as data structures concepts. The course meets during the first twelve weeks of the semester.

## **CSET 120 (3 Credits)**

### **Software Project I**

This course requires the student to complete a computer software project that employs the skills acquired during that semester. Scheduled during the last three weeks of the semester, the specific projects are those suggested by local employers and advisory committee members. Optional challenge projects are available for those students who wish to tackle complex problems.

*Co-requisite: CSET 105, CSET 110, and CSET 115*

## **CSET 155 (3 Credits)**

### **Database Design**

The course develops skills in the administration of databases. Students learn to organize data and to store the data for use and retrieval. Common systems of data storage are introduced. Students will build a database, script a process to load data, and outline how to retrieve data from that database. The course meets during the first twelve weeks of the semester.

*Prerequisite: CSET 110 and CSET 115*

## **CSET 160 (3 Credits)**

### **Web Development II**

Students will look at server-side development and build more complex web applications using their knowledge gained in CSET 110 (Web Development I). Students will have the option to choose between PHP and Ruby as their development language for labs and projects in this course. The course meets during the first twelve weeks of the semester.

*Prerequisite: CSET 110 and CSET 120*

## **CSET 170 (3 Credits)**

### **Security and Professional Ethics**

The course explores issues of security in software development. Students analyze security problems and learn how they can be minimized or controlled. Students will also cover Secure Socket Layer (SSL) protocol and learn how to apply it to their web applications. The course meets during the first twelve weeks of the semester.

*Prerequisite: CSET 110 and CSET 115*

## **CSET 180 (3 Credits)**

### **Software Project II**

This course requires the student to complete a computer software project that employs the skills acquired during that semester and previous semesters. Scheduled during the last three weeks of the semester, the specific projects are those suggested by local employers and advisory committee members. Optional challenge projects are available for those students who wish to tackle complex problems.

*Prerequisite: CSET 120*

*Co-requisite: CSET 155, CSET 160, and CSET 170*

## **CSET 205 (3 Credits)**

### **Advanced Data Integration**

The course is an extension to more complex data operations skills. Students will learn the principles of creating APIs, explore methods of data analysis, and integrate their applications with external platforms like Open Earth and Twitter. The course meets 16 weeks during the semester (including final exams).

*Prerequisite: CSET 155, CSET 160, and CSET 170*

### CSET 210 (2 Credits)

#### Workplace Communications

Students will learn the skills associated with good communications in the workplace. Students will learn the skills necessary to be a good team member. Tenets of customer interaction will also be emphasized. The course meets 16 weeks during the semester (including final exams).  
*Prerequisite: BUSN 106 and CSET 170*

### CSET 220 (3 Credits)

#### Software Project III

This course requires the student to complete a computer software project that employs the skills acquired during that semester and previous semesters. The specific projects are those suggested by local employers and advisory committee members. Optional challenge projects are available for those students who wish to tackle complex problems. The course meets 16 weeks during the semester (including final exams).  
*Corequisite: CSET 205 and CSET 210*

### TECH 204 (4 credits)

#### Special Topics (Internship)

Special topics are selected. The topic to be studied is determined by the instructor and approved by the vice president for academic affairs. Credits earned are applicable either as free electives in the program or as credits used for graduation (with the approval of the vice president for academic affairs.)

### CSET 265 (3 Credits)

#### Software Principles

Students will be introduced to the most fundamental concepts and principles of software that have been used in practical means throughout this program. The course may cover topics including operating systems, object-oriented principles, software design patterns, and system architecture. The course meets 16 weeks during the semester (including final exams).  
*Prerequisite: CSET 205 and CSET 210*

### CSET 270 (4 Credits)

#### Mobile Development

In this 16-week project-based course, students will be introduced to mobile application programming concepts and learn to build their own apps. Theory and concepts will be cross-platform, but examples and lab work will focus on one major platform. Topics will include working with Software Development Kits (SDKs), creating user interfaces, and utilizing mobile APIs such as notifications and location-based services.  
*Prerequisite: CSET 205 and CSET 220*

### CSET 280 (4 Credits)

#### Capstone Project

This course requires the student to complete a computer software project that employs all the skills acquired from the program. The specific projects are those suggested by local employers and advisory committee members. Optional challenge projects are available for those students who wish to tackle complex problems.  
*Prerequisite: CSET 205 and CSET 220*



```
fetchRandom = (min, max) => {  
  return Math.floor(Math.random() * (max - min + 1) + min);  
}  
  
const addOrder = (num, list) => {  
  return [...list, {  
    number: num,  
    topping: 'pepperoni'  
  }];  
};  
  
const drawOrders = (list) => {  
  const orderList = document.querySelector('ul');  
  
  for(let item of list) {  
    let liEl = document.createElement('li');  
    liEl.className = 'order';  
    let liElText = document.createTextNode(item.topping);  
    liEl.appendChild(liElText);  
    orderList.appendChild(liEl);  
  }  
};  
  
const addTopping = (toppings) => {  
  // ...  
}
```

# Computer-Integrated Machining

---

## What is Computer-Integrated Machining?

Students in the Computer-Integrated Machining program will spend considerable time in the study and actual operation of industrial equipment and tools to develop skills used by tool and die making companies and production and manufacturing facilities. This includes emphasis on the set up and operation of computer numerical controlled (CNC) lathes and milling machines. Students will also be introduced to computer-controlled measuring machines and computer-aided design/computer-aided machining (CAD/CAM) software and its applications. A strong project, method-driven curriculum assures both theoretical and practical skill development.

This program prepares students to enter the workforce fields of CNC, CAM, tool making, mold making, machine tool operating, quality control, industrial sales, and production or manufacturing. High school prerequisites for this program are Algebra I & II, and a GPA of at least 2.5.

## A Graduate of this Program Will be Able to:

- Demonstrate safe work habits and be conscious of safety when working with machinery.
- Read blueprints, interpret drawings, understand specifications, and establish tolerances.
- Apply mathematics in the machine tool technology (speeds, feeds, thread measurement, sine bar, etc.)
- Apply the principles of physics and metallurgy to the science of heat treatment operations, including hardening of steel, carburizing, case hardening, tempering, and annealing.
- Operate basic machine tools and demonstrate knowledge of their construction in relation to the metal industry.
- Demonstrate skills on computer numerical control machines and in digital readout.
- Operate abrasive cutting machinery; select and plan machining operations on this equipment.
- Demonstrate skills in quality control, inspection, gauging methods, and production control as they relate to manufacturing design and production.
- Demonstrate basic oral communication skills, speak logically, and use various types of oral and written communication techniques to promote good business relationships, to develop leadership, and to establish good employer-employee relationships.
- Demonstrate understanding of CAD/CAM programs for part design and generation of CNC code.

**Ronald C. Schwartz, Associate Professor**

BA: Millersville University

AST: Thaddeus Stevens College of Technology

PA Department of Labor and Industry Journeyman Tool and  
Die Maker Certification

**Jared Keim, Instructor**

AAS: Thaddeus Stevens College of Technology

**Kyle Young, Instructor**

AAS: Thaddeus Stevens College of Technology



**Model Schedule For  
Computer-Integrated Machining**

**Semester 1**

CIM 106: Blueprint Reading and Related Math	3
CIM 110: Manufacturing Processes	2
CIM 115: Measurement Systems	2
CIM 118: Lathe and Vertical Milling Machine I	4
CIM 161: Metallurgy	2
†^MATH 137: Intermediate Algebra (or higher)	3
ENG 106: English Composition	3

**Semester 2**

*CIM 158: Lathe and Vertical Milling Machine II	3
*CIM 165: Machine Skills Lab I	2
*CIM 175: Computer Numerical Control I	4
*CIM 222: CAD/CAM I	3
*ENG 216: Technical Writing OR ENG 221: Public Speaking	3
*MATH 141: Trigonometry (or higher)	3

**Semester 3**

*CIM 208: CNC Milling I	3
*CIM 209: CNC Turning I	3
*CIM 220: Geometric Dimensioning & Tolerancing	3
*CIM 272: CAD/CAM II	3
CIS 105: Drawing with AutoCad	3
Science Elective: ANY Physics or Chemistry Course	3

**Semester 4**

*CIM 228: CAE/CAM III	3
*CIM 231: Machine Tool Internship OR *CIM 229: Machine Skills Lab II	4
*CIM 259: CNC Milling II	3
*CIM 269: CNC Turning II	3
Humanities Elective	3

**Additional General Education Requirements**

HEAL 106 or HEAL 111	1
General Studies Elective	3

**TOTAL CREDITS 75**

\* Prerequisite or Co-requisite Required. See Course Description.

† Any Student who has taken pre-calculus (MATH 207) or calculus (MATH 213) instead of MATH 137 and MATH 141, must take an additional Gen-Ed elective in order to meet their Gen-Ed requirements.

^ Minimum Grade Required. See Course Description.

# Computer-Integrated Machining (CIM)

## **CIM 106 (3 credits)**

### **Blueprint Reading and Related Math**

Interpretation of industrial drawings, basic skills in sketching, and applied mathematics.

## **CIM 110 (2 credits)**

### **Manufacturing Processes**

Students will learn laboratory safety and material handling. The physics of metal cutting and the machinability of metals are introduced. Semi-precision and precision measuring instruments are introduced and practiced. Precision layout, bench grinding, surface grinding and power sawing operations will also be introduced and exercised.

## **CIM 115 (2 credits)**

### **Measurement Systems**

Students will learn basic metrology. Precision layout, indirect, and direct measurement will be included. Geometric tolerancing and how GDT features are measured will be covered.

## **CIM 118 (4 credits)**

### **Lathe and Vertical Milling Machining I**

This course introduces students to the lathe and vertical milling machine. Students are exposed to a wide variety of related operations.

*Corerequisite: CIM 106*

## **CIM 158 (3 credits)**

### **Lathe and Vertical Milling Machining II**

Techniques and procedures taught in CIM 118 are enhanced and reinforced. This course introduces students to more advanced techniques and procedures used on the lathe and the vertical milling machine.

*Prerequisites: CIM 106, CIM 110, CIM 115 and CIM 118*

## **CIM 161 (2 credits)**

### **Metallurgy**

Covering the basic principles of metallurgy, this course clarifies many industrial processes. Students gain an understanding of quenching, annealing, case hardening, tempering, and crystallization.

## **CIM 165 (2 credits)**

### **Machining Skills Lab**

This is a lab intensive course which provides students with extensive hands-on training. Assigned projects aid students in gaining critical experience contributing to a well-rounded machining education.

*Prerequisites: CIM 106, CIM 110, CIM 115, CIM 118, and CIM 161*

## **CIM 175 (4 credits)**

### **Computer Numerical Control (CNC) I**

CIM 175 introduces the student to basic CNC concepts such as word-address programming, machine set-up, and program proofing. This course serves as an introduction to CNC machines and CNC programming methods and techniques. The programming and set up of a wire electro discharge machine will be covered as well.

*Prerequisites: CIM 106, CIM 110, CIM 118 OR Instructor Permission*

## **CIM 208 (3 credits)**

### **CNC Milling I**

This course expands upon introductory concepts learned in CNC I and provides for increased hands-on application of learned material. New programming techniques will focus completely on turning and the use of CNC machining centers. Students are required to complete specific laboratory work to gain confidence in working with CNC Machining Centers.

*Prerequisites: CIM 158, CIM 165, CIM 175 and MATH 137*

## **CIM 209 (3 credits)**

### **CNC Turning I**

This course expands upon introductory concepts learned in CNC I and provides for increased hands-on application of learned material. New programming techniques will focus completely on turning and the use of CNC turning centers. Students are required to complete specific laboratory work to gain confidence in working with the CNC Turning Centers.

*Prerequisites: CIM 158, CIM 165, CIM 175 and MATH 137*

## **CIM 220 (3 credits)**

### **Geometric Dimensioning & Tolerancing**

This course provides the basic elements required to define and apply industry accepted design specifications. The curriculum covers ASME Y.14.5 and associated standards, datum selection, benefits of bonus tolerance, manufacturing and inspection implications when using GD&T. Students will learn the rules, symbolic language and concepts used to define part dimensions and tolerances. As a result, students will increase their productivity due to clear product definition and function based design rationale.

*Prerequisites: CIM 106 and Related MATH*

## **CIM 222 (3 credits)**

### **Computer-Aided Design and Computer-Aided Machining (CAD/CAM) I**

This course introduces the use of MasterCAM® as a tool for defining part geometry and generating CNC machine code. Two-axis and three-axis applications are demonstrated, along with the use of the CAD/CAM applications. The AutoCAD® system is introduced as a drafting system to be linked with MasterCAM®.

*Prerequisites: CIM 106, CIM 110 and CIM 118*

## **CIM 228 (3 credits)**

### **CAE/CAM III**

This course teaches an intermediate level use of CAE/CAM software for generating code for use on multi-axis machine tools. Solid modeling will be introduced as a design tool as well as a method for generating NC code. This course will emphasize the connection between design and machine tool applications.

*Prerequisite: CIM 272*

**CIM 229 (4 credits)**  
**Machine Skills Lab II**

Students complete advanced project work on lathes and milling machines during laboratory time. On the lathe, advanced threading, boring, and the use of attachments such as steady and follower rests are studied. Preparing machined parts for heat-treating and required grinding are stressed and exercised in this course.

*Prerequisites: CIM 158 , CIM 165 , CIM 175 and MATH 137*

**CIM 231 (4 credits)**  
**Machine Tool Internship**

The course is a prearranged, structured learning experience scheduled within a specific time frame. The experience is relevant to an intern's academic goals and to the competencies of this program. Machine Tool Technology internships serve as a capstone experience to the academic instruction received at Thaddeus Stevens College and provide interns with an opportunity to gain practical work experience in the machining industry.

*Prerequisites: CIM 208, CIM 209, CIM 272, and Instructor Permission.*

**CIM 259 (3 credits)**  
**CNC Milling II**

This course expands upon the intermediate concepts learned in CNC Milling I and provides more hands on experience with those techniques. New milling procedures and cycle time reduction will be the focus of this course. Students are required to complete specific laboratory work to gain confidence in working with CNC Machining Centers.

*Prerequisites: CIM 208 and CIM 272*

**CIM 269 (3 credits)**  
**CNC Turning II**

Provides the student with additional time to perform specific advanced laboratory exercises in both programming and setup operations on the CNC Turning Centers. Programming techniques will focus completely on CNC Turning centers and will include multi-axis programming, live-tooling, and Swiss-style turning. A greater emphasis will be placed on the incorporation of CAM generated code in the production of finished parts.

*Prerequisites: CIM 209 and CIM 272*

**CIM 272 (3 credits)**  
**Computer-Aided Design and Computer-Aided Machining (CAD/CAM) II**

This course teaches intermediate-level use of MasterCAM® as a tool for defining part geometry for both lathe and milling. Two-axis and three-axis applications are demonstrated along with the use of CAD/CAM applications. Three-dimensional surfacing and solids are taught.

*Prerequisite: CIM 222*



# Diesel Technology

---

## What is Diesel Technology?

Diesel Technology Program is designed to prepare students to enter the diesel mechanic career field. This instruction gives an understanding of diesel equipment construction, theory of operation, and standard industry service, and repair procedures. This instruction not only provides knowledge to perform equipment repair and service but also develops skills necessary to diagnose malfunctions. Two of the most important skills that will be developed are problem solving and critical thinking.

## A Graduate of this Program Will be Able to:

- Diagnose and repair common malfunctions of the following systems:
  - Diesel Engine principles and operation, shop operation and tool/equipment usage.
  - Diesel Engine – lubrication, cooling, fuel injection systems, mechanical systems, intake and exhaust including turbo chargers.
  - Diesel Engine Troubleshooting, Testing, Repair, and Rebuild.
  - Medium and Heavy-duty Truck and Equipment electrical/electronic systems.
  - Medium and Heavy-duty Vehicle braking systems; hydraulic and air brake systems.
  - Steering and suspension systems.
  - Drive Train Systems – Including automatic, auto-shift, and manual transmissions; driveline and differentials.
  - Preventive Maintenance Inspections
  - Basic Hydraulics and Hydraulic Systems
- Heavy Duty HVAC Systems
- Basic welding, oxy-acetylene, plasma, and metal fabrication.
- PA State Cat 3 Inspection and Federal DOT Safety Inspection procedures.
- Develop sound and safe Diesel Shop practice skills, including environmental protection.
- Develop good shop habits, including demonstrating a good attendance record, punctuality, a willingness to work as a team, and a positive attitude toward lifelong learning.
- Apply laws of physics/scientific principles to Diesel Equipment systems and components when performing in-shop testing exercises and diagnostic procedures.
- Record diagnostic testing data and reports using necessary mathematics; solve basic problems using algebra.
- Locate and interpret technical data represented in shop manuals, diagnostic charts, and wiring diagrams. This could be hard copy or electronically driven.
- Demonstrate appropriate Diesel Shop management practices, including student management, customer relations, shop procedures, and writing repair orders.
- Prepare to take and pass the ASE Medium and Heavy-Duty Truck test series after successful completion of this program and one year of on-the-job experience.
- Prepare to become a lifelong learner. The Diesel Equipment Industry is very fast paced with technology changing daily. Technicians will be constantly upgrading their knowledge and skills. A solid fundamental base is crucial for building these skills.

**David deMackiewicz, , Instructor**  
Certificate in Diesel Technology

**Matthew Herr, Instructor**  
ASE Master School Bus Technician  
ASE Automobile Technician  
ASE Master Transit Bus Technician  
ASE Advanced Level Specialist  
ASE Master Medium/Heavy Truck Technician



**Model Schedule For  
Diesel Technology**

**Semester 1**

DETC 105: Diesel Shop Safety	1
DETC 110: Diesel Service Fundamentals	3
DETC 115: Diesel Engine, Electrical, and Drive Train Components and Systems Preventive Maintenance	3
DETC 120: Diesel Vehicle Brake, Suspension & Steering, and Cab Components Systems Preventive Maintenance	2
DETC 125: Diesel Fuel and Supply Systems	3
CIS 111: Intro to Computers	3
**^MATH 126: Technical Math I	3

**Semester 2**

*DETC 150: Diesel Engine Technology	4
*DETC 155: Diesel Engine Lab	3
*DETC 160: Basic Electricity	3
*DETC 165: Introduction to Hydraulics	3
*MATH 132: Elementary Geometry or Math 136 Technical Math II	3
ENG 106: English Composition	3

**Semester 3**

*DETC 205: Diesel Engine Electronic Fuel Systems, Operation and Diagnostics	3
*DETC 210: Vehicle Electronic Operation, Diagnostics, and Troubleshooting	3
*DETC 215: Medium and Heavy-Duty Brake Systems	4
*DETC 220: Diesel Equipment HVAC	3
*ENG 216: Technical Report Writing or ENG 221 Public Speaking	3
PHYS 106: Physics for Everyday Life	3

**Semester 4**

*DETC 250: Manual, Automatic/Autoshift Transmission	4
*DETC 255: Steering, Suspension, Alignment	3
*DETC 260: Basic Welding and Fabrication	3
*DETC 265: Diesel Equipment Drive Train	3
General Studies Elective	3
Humanities Elective	3

**Additional General Education Requirements**

HEAL: 106 or 111	1
------------------	---

**TOTAL CREDITS** 76

\* Prerequisite or Co-requisite Required. See Course Description.

\*\* Any Student who has taken pre-calculus (MATH 207) or calculus (MATH 213) instead of MATH 126 and MATH 132/MATH 136, must take an additional Gen-Ed elective in order to meet their Gen-Ed requirements.

^ Minimum Grade Required. See Course Description.



# Diesel Technology (DETC)

## **DETC 105 (1 credit) Diesel Shop Safety**

Diesel Shop Safety presents an overview of safety in the Diesel Industry, including an introduction to OSHA requirements. Safety in the Diesel Shop is stressed. Instructor demonstrations and student hands on training in common shop safety practices, i.e., PPE, Fire Protection and Egress, Flammable and Combustible Liquids, Machine Guarding, Electrical Safety, Lock Out/Tag Out, and Fall Prevention is thoroughly covered. Students will also complete the SP-2 online safety training course.

## **DETC 110 (3 credits) Diesel Service Fundamentals**

Diesel service fundamentals presents an overview of the Diesel Industry, including an introduction to the Diesel Vehicle and its systems. Jobs in the Diesel Service field are covered. Safety in the Diesel Shop, including the proper use of hand and power tools is demonstrated. Instructor demonstrations and student hands on training in common shop practices, i.e., proper vehicle lifting and jacking procedures, thread cutting and repair, fasteners, torque, and torque to yield is thoroughly covered. Measurement systems, including USC and metric are discussed. Students will receive hands on training using most of the common diesel precision measurement tools including micrometers, dial indicators, bore gauges, and torque wrenches. Students will also receive training on common tools and equipment found in a modern diesel shop. This includes: grinders, drill press, hydraulic press, and many more shop tools and equipment.

## **DETC 115 (3 credits) Diesel Engine, Electrical, and Drive Train Components and Systems Preventive Maintenance**

Diesel Engine, Electrical, and Drive Train Components and System Preventive Maintenance presents an overview of the Diesel Systems and how they are inspected and maintained. Industry procedures on maintaining the Diesel Vehicle is discussed and demonstrated. Instructor demonstrations and student hands on training in common shop practices, i.e., Diesel Engine Maintenance and Inspection, Drive Train Maintenance and Inspection, and Electrical/Electronic System Maintenance and Inspection. The tasks included in this Course are entry level Technician skills and designed to introduce the student to correct procedures and practices of vehicle maintenance and inspection in a teaching/learning environment.

## **DETC 120 (2 credits) Diesel Vehicle Brake, Suspension & Steering, and Cab Components Systems Preventive Maintenance**

Diesel Vehicle Brake, Steering & Suspension, and Cab Components and System Preventive Maintenance presents an overview of the Diesel Vehicle Systems and how they are Maintained. Industry procedures on maintaining the Diesel Vehicle is discussed and demonstrated. Instructor demonstrations and student hands on training in common shop practices, i.e., Diesel Vehicle Air and Hydraulic Brakes Maintenance and Inspection, Steering & Suspension System Maintenance and Inspection, and Cab Maintenance and Inspection. The tasks included in in this Course are entry level Technician skills and designed to introduce the student to correct procedures and practices of vehicle inspection in a teaching/learning environment.

## **DETC 125 (3 credits) Diesel Fuel and Supply System**

Diesel Fuel and Supply Systems presents an overview of the Diesel Fuel Delivery Systems. Instruction starts at the supply tank and includes lines, filters, transfer pumps, and injector types and includes Instructor demonstrations and student hands on training in the most common fuel system preventative maintenance, diagnosis, and repairs. Students will also receive training in Shop practices, i.e., inspect fuel tanks and lines, low pressure fuel system components, and high-pressure system components. Students will receive hands on training using most of the common diesel fuel system diagnostic tools including electronic diagnostic equipment.

## **DETC 150 (4 credits) Diesel Engine Technology**

Diesel Engine Technology presents an overview of the Diesel Engine, Diesel Engine components, Diesel Engine Systems and Operation. Industry procedures dealing with the Diesel Engine are discussed and demonstrated. This course includes Instructor demonstrations and student hands on training in common shop practices, i.e., Diesel Engine Cylinder Head and Valve Train, Engine Block, Lubrication System, Cooling System, Air Induction and Exhaust Systems, and Engine Brakes. The tasks included in this Course are designed to give the student a thorough understanding of the Diesel Engine, Diesel Engine Systems, and Diesel Engine Components.

*Prerequisite: DETC 115*

## **DETC 155 (3 credits) Diesel Engine Lab**

Diesel Engine Technology Lab provides hands on training and skill acquisition from the Diesel Engine Course. The Diesel Engine Lab presents an overview of the Diesel Engine, Diesel Engine components, Diesel Engine Systems and Operation. Industry procedures dealing with the Diesel Engines are discussed and demonstrated. This course includes Instructor demonstrations and student hands on training in common shop practices, i.e., Diesel Engine Cylinder Head and Valve Train, Engine Block, Lubrication System, Cooling System, Air Induction and Exhaust Systems, and Engine Brakes. Each student will disassemble, measure components, diagnose wear and/or failure, and reassemble a Diesel Engine. The tasks included in this course are designed to give the student a thorough understanding of the Diesel Engine, Diesel Engine Systems, and Diesel Engine Components.

*Prerequisite: DETC 115*

## **DETC 160 (3 credits) Basic Electricity**

Diesel Basic Electricity Course is an overview of the Diesel Electrical System, Battery System, Starting System, Charging System, Lighting System, and Cab & Chassis Electrical System. Industry procedures dealing with the Electrical Systems are discussed and demonstrated. This course includes Instructor demonstrations and student hands on training in common shop practices, i.e., Basic Electrical Theory, 12- & 24-Volt Battery Systems, Engine Starting Systems, Unit Charging Systems, Vehicle Lighting Systems, and Vehicle Cab & Chassis Electrical Systems. The tasks included in this Course are designed to give the student a thorough understanding of Basic Electrical Principles and specific skills as related to a Diesel Vehicle.

*Prerequisite: DETC 105 & 110*

### **DETC 165 (3 credits)**

#### **Introduction to Hydraulics**

Introduction to Hydraulics Course is an overview of Hydraulic Systems used in Diesel Powered Equipment. Hydraulic power is used to assist the operator to perform tasks otherwise impossible to complete. Fluid power is used to move and lift heavy objects. This course includes Instructor demonstrations and student hands on training in common shop practices, i.e., Basic Hydraulic Theory, Hydraulic pumps, Filtration/Reservoirs, Hoses, Fittings & Connections, Control Valves, and Actuators. The tasks included in this Course are designed to give the student a thorough understanding of Basic Hydraulic Principles and specific skills as related to Diesel Powered Equipment.

*Prerequisite: DETC 105 &110*

### **DETC 205 (3 credits)**

#### **Diesel Engine Electronic Fuel Systems, Operation and Diagnostics**

Diesel Engine Electronic Fuel Systems, Operation, and Diagnostics presents an overview of the Diesel Engine Electronic Fuel Systems. It covers the use of electronic equipment for troubleshooting, diagnosing, and repairing modern computerized fuel systems. Industry procedures dealing with Electronic Fuel Systems are discussed and demonstrated. This course includes Instructor demonstrations and student hands on training in common shop practices, i.e., Identify Electronic Fuel System components and configuration, perform system performance tests, and repair and service the Electronic Fuel System. The tasks included in this Course are designed to give the student a thorough understanding of the Diesel Engine Electronic Fuel System.

*Prerequisite: DETC 160*

### **DETC 210 (3 credits)**

#### **Vehicle Electronic Operation, Diagnostics, and Troubleshooting**

Vehicle Electronic Operation, Diagnostics, and Troubleshooting presents an overview of the Vehicle Electronic Systems. It covers the use of electronic equipment for troubleshooting, diagnosing, and repairing modern vehicle systems. Industry procedures dealing with Vehicle Electronic Systems are discussed and demonstrated. This course includes Instructor demonstrations and student hands on training in common shop practices, i.e., Identify Vehicle Electronic System components and configuration, perform system performance tests, and repair and service the Vehicle Electronic Systems. These systems include: body controllers, Diagnostic software, multiplexing, and exhaust treatment systems. The tasks included in this Course are designed to give the student a thorough understanding of the Diesel Vehicle Electronic Systems.

*Prerequisite: DETC 160*

### **DETC 215 (4 credits)**

#### **Medium and Heavy-Duty Brake Systems**

Medium and Heavy-Duty Brake Systems presents an overview of the Vehicle Braking Systems. It covers both hydraulic and air brake systems. Modern vehicle brake systems, both hydraulic and air, are studied. The course includes standard repair and service procedures for; hydraulic systems, hydraulic system foundation components, air system, air system foundation components, drum and disc brake systems, power assist and parking brake systems. Troubleshooting ABS (antilock braking system), traction control, and vehicle stability are also covered.

*Prerequisite: DETC 120*

### **DETC 220 (3 credits)**

#### **Diesel Equipment HVAC**

Diesel Equipment HVAC presents an overview of the Diesel Equipment Heating, Ventilation, and Air Conditioning System and Operation. Industry procedures dealing with the HVAC System are discussed and demonstrated. This course includes Instructor demonstrations and student hands on training in common shop practices, i.e., Identify HVAC system components and configuration, identify refrigerant types, Perform system performance tests, and repair and service HVAC system controls. The tasks included in this Course are designed to give the student a thorough understanding of the Diesel Equipment HVAC System, and controls.

*Prerequisite: DETC 120*

### **DETC 250 (4 credits)**

#### **Manual, Automatic/Autoshift Transmission**

The Manual, Automatic/Autoshift Transmission Course presents an overview of transmissions used in modern Medium and Heavy-Duty Trucks. It covers both maintenance and repair of these transmissions. The course includes standard repair and service procedures for; manual transmissions, automatic transmissions, and autoshift transmissions. Troubleshooting noise complaints and shifting problems, including electronic and air shift are also covered.

*Prerequisite: DETC 115*

### **DETC 255 (3 credits)**

#### **Steering, Suspension, Alignment**

The Steering, Suspension, and Alignment Course presents an overview of how these systems are used in modern Medium and Heavy-Duty Trucks. It covers both maintenance and repair of these systems. The course includes standard repair and service procedures for; manual and power steering systems, air and spring suspension systems, and checking and adjusting vehicle alignment. Troubleshooting steering, suspension, and handling complaints and repairing these system problems are also covered.

*Prerequisite: DETC 120*

### **DETC 260 (3 credits)**

#### **Basic Welding and Fabrication**

The Diesel Equipment Drivetrain Course presents an overview of how these systems are used in modern Medium and Heavy-Duty Trucks. It covers both maintenance and repair of these systems. The course includes standard repair and service procedures for; clutch, driveshaft and universal joints, drive axles, wheel bearings, and tires and wheels. Troubleshooting and repairing these systems is a key skill needed for today's technician.

*Prerequisite: DETC 105 &110*

### **DETC 265 (3 credits)**

#### **Diesel Equipment Drive Train**

The Basic Welding and Fabrication Course presents an overview of how these skills are used in the modern Medium and Heavy-Duty Truck Shop. The course includes basic blueprint reading, Oxy-fuel heating, cutting, and welding. It also provides training in Plasma Arc Cutting, Stick, and MIG Welding. These entry level skills are utilized in truck repair shops, trailer repair and fabrication facilities, and agriculture/heavy equipment repair shops.

*Prerequisite: DETC 115*

# Electrical Technology

---

## What is Electrical Technology?

Electrical Technology provides the opportunity to acquire the theory and skills needed to gain entry-level employment and advancement at an accelerated pace in the electrical field. Students will be able to apply basic electrical theory to all aspects of electrical technology. Skills and safe working habits are developed through construction and maintenance work project assignments. Since electricity has become an integral part of everyday life, an adequate supply of electrical power is necessary, as well as a reliable system for efficient utilization; thus, there is a continuing need for qualified electrical technicians.

Graduates' knowledge and skills are useful in such career areas as electrical engineering technicians, power plant technicians, electrical construction, industrial maintenance, and as technical representatives. High school prerequisites for this program are Algebra I & II, and a GPA of at least 2.5.

## A Graduate of this Program Will be Able to:

- Demonstrate technical skills in a variety of electrical fields, apply these skills to new developments in these fields, and apply accepted safety standards.
- Demonstrate the ability to design, develop, and analyze electrical circuits and systems.
- Complete parts lists and order forms that demonstrate knowledge of catalogs and of coding and numbering systems for devices, hardware, and materials.
- Interpret and develop blueprints, schematic diagrams, and wiring plans and transform them into functioning projects that conform to the National Electrical Code and/or other specifications.
- Evaluate electrical circuits and systems and communicate the results of such evaluations verbally or in writing.
- Demonstrate basic knowledge of construction procedures and electrical wiring techniques.
- Demonstrate knowledge of the use of test equipment and the electrical theory used in troubleshooting, repair, and operation of circuits, systems, and equipment.
- Demonstrate knowledge of the theory and mechanics of rotating machinery, programmable controllers, transformers, and instrumentation.
- Demonstrate leadership skills.

**Frederick F. Bube, Instructor**

BS: The Pennsylvania State University  
Occupational Safety and Health Administration (OSHA)  
General Industry Certification Trainer

**Brian J. Kochan, Instructor**

MA: University of Maine  
BS: Millersville University  
AAS: Thaddeus Stevens College of Technology

**Andrew Jacobs, Instructor**

MEd: Temple University  
BS: The Pennsylvania State University  
Electrical Apprenticeship Program: IBEW,  
Local 98 Philadelphia  
Secondary School Counselor: Immaculata University  
Occupational Safety and Health Administration (OSHA) 10  
Trainer, WVU  
NABCEP Entry Level Solar PV Installer Certification  
Program Instructor

**Jon Kramer, Professor**

EdS: Regent University  
MEd: Alvernia University  
BS: Temple University  
AAS: Thaddeus Stevens College of Technology  
Electrical Apprenticeship: International Brotherhood of  
Electrical Workers, Local Union 743  
Vocational Instruction Teaching Certification II  
Kappa Delta Phi Honor Society, Temple University  
National Society of Collegiate Scholars, Temple University  
IAEI Certified Electrical Inspector  
Approved Occupational Safety and Health Administration  
(OSHA) General Industry Certification Trainer

**Model Schedule For  
Electrical Technology**

**Semester 1**

ELEC 107: Electricity I: Theory and Analysis Lab	1
ELEC 113: Electricity I: Theory and Analysis	4
ELEC 117: Electricity I: Practicum	4
ELEC 120: Electricity I: Systems Design	3
†^MATH 137: Intermediate Algebra (or higher)	3
ENG 106: English Composition	3

**Semester 2**

*ELEC 126: Electricity II: Systems Design	3
*ELEC 157: Electricity II: Theory and Analysis Lab	1
*ELEC 162: Electricity II: Theory and Analysis	4
*ELEC 168: Electricity II: Practicum	4
*ENG 216: Technical Writing	3
*MATH 141: Trigonometry (or higher) ^	3

**Semester 3**

*ELEC 211: Industrial Electronics	4
*ELEC 216: D.C. & A.C. Motors and Generators	4
*ELEC 257: Industrial Motor Control	4
*PHYS 213: General Physics I	4
CIS 111: Intro to Computer Applications	3

**Semester 4**

*ELEC 206: Industrial Electricity	4
*ELEC 263: Advanced Industrial Motor & Drive Control	4
*ELEC 267: Programmable Logic Controllers	4
Humanities Elective	3
General Studies Elective	3

**Additional General Education Requirements**

HEAL 106 or HEAL 111	1
<b>TOTAL CREDITS</b>	<b>74</b>

\* Prerequisite or Co-requisite Required. See Course Description.

† Any Student who has taken pre-calculus (MATH 207) or calculus (MATH 213) instead of MATH 137 and MATH 141, must take an additional Gen-Ed elective in order to meet their Gen-Ed requirements.

^ Minimum Grade Required. See Course Description.



# Electrical Technology (ELEC)

## **ELEC 107 (1 credits)**

### **Electricity I: Theory and Analysis Lab**

Laboratory assignments enable students to demonstrate the theoretical topics covered in ELEC 113. Lab sessions train students to properly connect electrical circuitry and to utilize appropriate metering instruments to take specific measurements to determine voltage, resistance, current, and power, and to troubleshoot various circuit layouts.

*Co-requisite: ELEC 113*

## **ELEC 113 (4 credits)**

### **Electricity I: Theory and Analysis**

This course presents principles, laws, and formulas relating to basic direct current (DC) and alternating current (AC) applications in electricity. Topics include electron theory, magnetism, DC power supplies, Ohm's Law, Kirchhoff's Laws, AC waveform analysis and basic motor design. Resistive and inductive loads and various electrical circuit layouts are analyzed.

*Co-requisite: ELEC 107*

## **ELEC 117 (4 credits)**

### **Electricity I: Practicum**

Workshop projects enable students to develop an understanding of fundamental residential and preliminary commercial circuit design and installation in accordance with the National Electric Code (NEC) and associated building regulations.

*Co-requisite: ELEC 120*

## **ELEC 120 (3 credits)**

### **Electricity I: Systems Design**

This course is an introduction to fundamental residential and preliminary commercial wiring systems design. Topics include Occupational Safety and Health Administration (OSHA) certification; electrical and on-the-job safety; tool and material familiarization; plan design and specifications; wire diagramming; and the use of applicable National Electrical Code (NEC) standards.

*Co-requisite: ELEC 117*

## **ELEC 126 (3 credits)**

### **Electricity II: Systems Design**

This course is an advanced study in commercial and industrial electrical systems design and installation. Sizing various raceway systems for commercial and industrial applications, custom electrical enclosure sizing, and poly-phase distribution systems are reviewed in detail. Industrial process and motor control material, circuit planning and design, and AC motors sizing and wiring methods introduce students to advanced electrical control systems.

*Prerequisites: ELEC 117 and ELEC 120*

*Co-requisite: ELEC 157 and ELEC 168*

## **ELEC 157 (1 credit)**

### **Electricity II: Theory and Analysis Lab**

Laboratory assignments enable students to analyze AC waveforms and AC circuit characteristics by connecting the appropriate electrical components and utilizing electrical measuring instruments to take specific measurements.

Computer software is used to enable advanced circuit analysis and troubleshooting.

*Prerequisites: ELEC 107 and ELEC 113*

*Co-requisite: ELEC 162*

## **ELEC 162 (4 credit)**

### **Electricity II: Theory and Analysis**

This course presents advanced study in the principles, laws, and formulas relating to alternating current (AC) applications in electricity. Topics include AC waveform analysis, electromagnetism, power generation and distribution, vector diagrams, power factor and correction, single-phase and poly-phase systems, and motors.

*Prerequisites: ELEC 107 and ELEC 113*

*Co-requisite: ELEC 157*

## **ELEC 168 (4 credit)**

### **Electricity II: Practicum**

This course is a hands-on approach to commercial and industrial electrical systems design and installation.

Assignments include schematic and ladder diagramming, commercial wiring and raceway systems installations, process control wiring, troubleshooting single-phase and poly-phase distribution systems, motors, and motor control circuits.

*Prerequisites: ELEC 117 and ELEC 120*

*Co-requisite: ELEC 126*

## **ELEC 206 (4 credits)**

### **Industrial Electricity**

Theory is covered and then complemented by utilizing test benches to connect single transformers into 3-phase banks for wye and delta systems. Additional topics include determining size and bend race-ways for industrial loads, as well as becoming familiar with various hazardous areas and their requirements.

*Prerequisites: ELEC 126, ELEC 157 and ELEC 162*

## **ELEC 211 (4 credits)**

### **Industrial Electronics**

Theory and practice in basic electronic components, and single- and poly-phase rectifier circuits, including power supplies. Use of thyristors to control the average load current through machinery in industry by changing conducting time. Basics of operational amplifiers and analog and digital transducers are covered.

*Prerequisites: ELEC 126, ELEC 162, and ELEC 168*

### **ELEC 216 (4 credits)**

#### **DC and AC Motors and Generators**

Theory is complemented by utilizing a Lab-Volt dissectible machine trainer and electric motors, providing hands-on experience in disassembly, reassembly, and testing of DC, and single-phase and three-phase AC motors.

*Prerequisites: ELEC 126, ELEC 162, and ELEC 168*

### **ELEC 257 (4 credits)**

#### **Industrial Motor Control**

This course presents principles and industry standards relating to the design and installation of basic industrial motor control circuits. Additionally, the theory and operational characteristics of electrical devices utilized in control circuits are covered. Topics include electrical drawings, contactors/motor starters, basic motor control circuits (two-wire/three-wire/reversing), and control devices. A laboratory component provides students with the opportunity to design, to install, and to operate various motor control schemes/circuits.

*Prerequisites: ELEC 162 and ELEC 168*

### **ELEC 263 (4 credits)**

#### **Advanced Motor and Drive Controls**

This course presents principles and industry standards relating to the design and installation of advanced industrial motor and drive control circuits. Additionally, the theory and operational characteristics of starting/stopping and motor speed control are covered. Topics include reduced voltage starting techniques, motor speed control, and AC/DC drive controls. A laboratory component provides students with the opportunity to design, to install, and to operate various motor control schemes/circuits, as well as opportunities to troubleshoot faulted circuits.

*Prerequisites: ELEC 216 and ELEC 257*

### **ELEC 267 (4 credits)**

#### **Programmable Logic Controllers**

This course presents principles and industry standards relating to the use of PLCs used for the automation of industrial process controls. Additionally, students learn to utilize the proprietary programming software to interact with and program PLCs. Topics include PLC hardware characteristics, Boolean logic, number systems, relay-type, timing, counter and advanced PLC instructions. A laboratory component provides students with the opportunity to design, to install, and to operate various PLC-controlled processes in a simulated and hands-on environment.

*Prerequisites: ELEC 211 and ELEC 257*



# Electro-Mechanical Technology

---

## What is Electro-Mechanical Technology?

Electro-Mechanical Technology (or mechatronics) is one of the most in-demand and highly sought-after careers in the manufacturing industry. The combination of electrical and mechanical skills, based in computer-aided drafting and machine technology, create a unique blend of knowledge desirable to industry. These technicians are trained in a variety of skill areas, allowing companies to utilize their knowledge for a vast array of technical and mechanical issues. When necessary, industry will call on more advanced specialists, however, for the everyday issues that arise which could cost the company revenue when they occur. Having a multi-skilled technician on staff who can address issues immediately allows companies to continue production at a minimal loss. Electro-mechanical technicians have become essential positions in the manufacturing industry.

## A Graduate of this Program Will be Able to:

- Disassemble machinery or equipment to remove parts and make repairs.
- Repair or replace broken or malfunctioning components of machinery or equipment.
- Repair or maintain the operating condition of industrial production or processing machinery or equipment.
- Examine parts for defects, such as breakage or excessive wear.
- Reassemble equipment after completion of inspections, testing, or repairs.
- Observe and test the operation of machinery or equipment to verify the adequacy of repairs.
- Clean, lubricate, or adjust parts, equipment, or machinery.
- Analyze test results, machine error messages, or information obtained from operators to diagnose equipment problems.
- Record repairs and maintenance performed.

**Benjamin Harmuth, Instructor**  
 MEd: Temple University  
 BS: The Pennsylvania State University  
 AAS: Thaddeus Stevens College of Technology

**Daniel Rodgers, Instructor**  
 BS: Thomas Edison State University  
 AAS: Thomas Edison State University  
 ASNSM: Thomas Edison State University



**Model Schedule For  
 Electro-Mechanical Technology**

<b>Semester 1</b>	
ELME 104: Mechanical Systems I	4
ELME 105: Manufacturing Fundamentals	4
ELME 107: Electrical Systems I	4
†^MATH 137: Intermediate Algebra OR	
MATH 207: Pre-Calculus (4 credits)	3
ENG 106: English Composition	3
<b>Semester 2</b>	
ELME 109: Programmable Logic Controllers I	4
*ELME 116: Mechanical Systems II	4
*ELME 117: Electrical Systems II	4
*ENG 216: Technical Writing	3
*^MATH 141: Trigonometry (or higher)	3
<b>Semester 3</b>	
*ELME 204: Mechanical Systems III	4
*ELME 208: Programmable Logic Controllers II	4
ELME 215: Robotics and Motion Control	4
*PHYS 213: General Physics I	4
General Studies Elective	3
<b>Semester 4</b>	
ELME 214: Mechatronics Seminar & Advanced Project	4
ELME 218: Process Control & Industrial Instrumentation	4
*ELME 225: Computer Integrated Manufacturing Systems & PLCs III	4
Humanities Elective	3
General Studies Elective	3
<b>TOTAL CREDITS</b>	<b>73</b>

\* Prerequisite or Co-requisite Required. See Course Description

† Any Student who has taken pre-calculus (MATH 207) or calculus (MATH 213) instead of MATH 137 and MATH 141, must take an additional Gen-Ed elective in order to meet their Gen-Ed requirements.

^ Minimum Grade Required. See Course Description.



# Electro-Mechanical Technology (Mechatronics) (ELME)

## **ELME 104 (4 credits)** **Mechanical Systems I**

This course introduces the principles and applications of the most commonly found mechanical drive and fluid power components in an industrial manufacturing environment. Topics include mechanical power transmission devices, hydraulics, and pneumatics through a fundamental level along with related construction and troubleshooting techniques. All course material is supplemented with practical, hands-on exposure to the items described.

## **ELME 105 (4 credits)** **Manufacturing Fundamentals**

This course provides students with an overview of the various types of manufacturing that take place in the discrete, hybrid, and continuous sectors and of the jobs that must be performed within manufacturing. The course provides an introduction to the techniques and resources that manufacturers employ to improve operations, preparing students for independent investigating and life-long learning. It provides basic knowledge and skills with regard to print/schematic reading, CAD drawing, measurement, and quality assurance. At least one plant tour is included as part of this course to provide firsthand validation of the topics covered.

## **ELME 107 (4 credits)** **Electrical Systems I**

This course covers the principles and application of alternating current (AC) and direct current (DC) electricity, industrial sequential control, and electrical controls construction as found in a typical manufacturing environment. Topics include AC and DC circuit analysis and measurement in resistive, capacitive, and inductive circuits; AC fixed-speed motor control; control transformers, relays, timers, and counters; mechanical, pneumatic, and hydraulic input and output devices; sequencing and logic functions; introduction to component and systems troubleshooting; electrical wiring practices; conduit and raceways; and requirements for conductors, disconnects, and raceways as specified by the National Electric Code (NEC). All course material is supplemented with practical hands-on exposure to the items described.

## **ELME 109 (4 credits)** **Programmable Logic Controllers I**

This course covers the principles and application of programmable logic controllers (PLCs) as found in a typical manufacturing environment. Topics include understanding the physical components that make up a PLC, basic PLC programming, and understanding the components that make up input/output, including AC/DC discrete input modules and analog input and output modules; how these modules connect to the PLC and to output devices such as motor controls, variable frequency drives, valves, and other types of machine controls.

## **ELME 116 (4 credits)** **Mechanical Systems II**

This course covers the principles and applications of the most commonly found mechanical drive and fluid power components in an industrial manufacturing environment. Topics include mechanical power transmission devices and pneumatics and hydraulics through an intermediate level along with related construction and troubleshooting techniques. All course material is supplemented with practical, hands-on exposure to the items described.  
Prerequisites: ELME 104

## **ELME 117 (4 credits)** **Electrical Systems II**

This course covers the principles, application, troubleshooting, and maintenance of rotating electrical motors and electronic motor drives as used in industry. Topics include various types of single- and three-phase motors, various types of DC motors, reduced voltage starting, braking, DC electronic drives and AC variable frequency drives. The course builds upon the principles and applications covered in ELME 107.  
Prerequisites: ELME 107

## **ELME 204 (4 credits)** **Mechanical Systems III**

This course covers the principles and applications of the most commonly found mechanical drive and fluid power components in an industrial manufacturing environment. Topics include mechanical power transmission devices, pneumatics, and hydraulics through at an advanced level along with related construction and troubleshooting techniques. All course material is supplemented with practical hands-on exposure to the items described.  
Prerequisites: ELME 104 and ELME 116

## **ELME 208 (4 credits)** **Programmable Logic Controllers II**

This course covers the principles and application of programmable logic controllers (PLCs) featuring the IEC 61131-3 programming standard. Topics include how to install PLCs; how to configure modules; how to wire input and output modules, including temperature-sensing devices (thermocouples and resistive temperature detectors) and analog devices featuring 0–10 volts and 4–20 mA standards. The course also includes programming the built-in human-machine interface (HMI) which allows program control and status update through a built-in touch screen.  
Prerequisites: ELME 109

### **ELME 214 (4 credits)**

#### **Mechatronics Seminar and Advanced Project**

This course provides a capstone experience for the associate of applied science degree in Electro-Mechanical Technology by requiring that students—with a teammate(s)—apply skills and knowledge from each of the program areas to an independent mechatronics project. Students develop and implement a project plan and budget approved by the instructor that demonstrates the ability to integrate the skills and knowledge obtained over the previous three semesters of study. Students work with actual industrial equipment and machinery in a realistic application. This course broadens students' knowledge with respect to technology suppliers, equipment, and applications. Students should begin planning for this course during the semester prior to the semester in which the course is completed.



### **ELME 215 (4 credits)**

#### **Robotics and Motion Control**

This course provides students with a background in the programming and application of industrial robots and general purpose synchronized multi-axis motion control. Expanding upon previously-learned concepts, this course examines the combination of multiple axes of motion to perform useful functions such as creating a flexible manufacturing system utilizing robots and broadens the knowledge of different programming languages to initiate and control motion sequences. Students learn how to implement electronically many of the simple machines introduced in previous courses such as gear drives, belt drives, line shafts, and cams.



### **ELME 218 (4 credits)**

#### **Process Control and Industrial Instrumentation**

This course covers the fundamentals of process control and instrumentation as applied in industry for the control of level, flow, temperature, and pressure. The concept of a control loop is introduced and each of the loop's components—sensor, controller, and final element—are examined. Design, documentation, operation, performance tuning, and troubleshooting of single-loop systems is discussed.



### **ELME 225 (4 credits)**

#### **Computer-Integrated Manufacturing Systems and PLCs III**

This course guides students through the processes of interfacing and integrating manufacturing components and unit operations into useful systems. Students work with touch screen displays (HMI) networked to programmable logic controllers. System integration is accomplished using digital input/output, DeviceNet, and TCP/IP Ethernet networking. The course involves working with a flexible manufacturing lab that includes a bar code reader, vision system, servo, and AC drive to manipulate a conveyor and other equipment to sort and fill. Prerequisites: ELME 109 and ELME 208

# Electronic Engineering Technology

---

## **What is Electronic Engineering Technology?**

Electronic Engineering Technology provides the opportunity to acquire the skills needed to gain employment as an engineering technician in manufacturing and industry. Skills are developed by theoretical analysis and by the use of manipulative practice in the laboratory. The program gives students a broad theoretical and practical background in analog and digital electronic circuits. Graduates of the Electronic Engineering Technology program are prepared to find employment as technicians with the ability to prototype, to test, to program, to integrate, to install, to maintain, and to repair electronic systems. Because of the use of electronics in most industries, many employment opportunities in varied environments exist. High school prerequisites for this program are Algebra I and II, and a GPA of at least 2.5.

## **A Graduate of this Program Will be Able to:**

- Demonstrate a working knowledge of DC and AC components and circuits.
- Demonstrate a basic knowledge of solid state devices and circuits.
- Analyze, design, construct, and integrate components and circuits of various types.
- Demonstrate a basic knowledge of digital electronics, logic circuits, microprocessors, and programmable logic controls (PLCs).
- Solve math problems related to circuit analysis, digital electronics, and other systems.
- Operate standard test equipment to analyze electronic systems.
- Design and troubleshoot simple microprocessor-based systems and interface peripheral devices.
- Work with robotics and motion control systems at a basic level.
- Understand pneumatics at a basic level.
- Network PLCs and other data acquisition and control systems.
- Interface sensors and control elements to PLCs.

**Thomas L. Evans, Instructor**  
 AAS: Thaddeus Stevens College of Technology

**Bruce C. Schreiner, Professor**  
 MEd: The Pennsylvania State University  
 BS: Millersville University  
 AAS: Thaddeus Stevens College of Technology



**Model Schedule For  
 Electronic Engineering Technology**

**Semester 1**

*EET 108: DC Fundamentals (w/lab)	4
*EET 118: AC Fundamentals (w/lab)	4
EET 128: Combinational Digital Logic (w/lab)	4
†^MATH 137: Intermediate Algebra OR	
MATH 207: MATH 207 Pre-Calculus (4 credits)	3
ENG 106: English Composition	3

**Semester 2**

*EET 158: Solid State Devices I (w/lab)	4
*EET 168: Solid State Devices II (w/lab)	4
*EET 178: Sequential Digital Logic (w/lab)	4
*ENG 216: Technical Writing	3
*^MATH 141: Trigonometry (or higher)	3

**Semester 3**

*EET 217: Microprocessors/Microcontrollers (w/lab)	4
*EET 222: Interfacing & Programming Microprocessors (w/lab)	4
*EET 238: Interfacing and Basic Control Circuits (w/lab)	4
*PHYS 213: General Physics I	4
Humanities Elective	3

**Semester 4**

*EET 258: Automation&Control Systems with PLCs I (w/lab)	4
*EET 268: Automation&Control Systems with PLCs II (w/lab)	4
*EET 278: Data Acquisition and Control Project	4
General Studies Elective	3
General Studies Elective	3

**TOTAL CREDITS** **73**

*\* Prerequisite or Co-requisite Required. See Course Description.*

*† Any Student who has taken pre-calculus (MATH 207) or calculus (MATH 213) instead of MATH 137 and MATH 141, must take an additional Gen-Ed elective in order to meet their Gen-Ed requirements.*

*^ Minimum Grade Required. See Course Description.*

# Electronic Engineering Technology (EET)

## **EET 108 (4 credits)**

### **DC Fundamentals (w/Lab)**

Voltage, current, resistance, conductance, power, and energy are defined. Ohm's law, Kirchoff's laws, Thevenin, Norton, and Superposition theorems are used to analyze resistive circuits. Components studied include resistors, potentiometers, bridge circuits, comparators, simple timing circuits, switches, circuit breakers, relays, h-bridges, solenoids, photo-resistors, thermistors, voltage sources, and current sources. Students build simple DC circuits based on concepts and components being studied. Electrical measurements are performed to verify proper circuit operation. Circuit construction and measurement techniques are taught. Students are trained in the use of digital multi-meters and DC power supplies as test equipment.

*Co-requisites: Math 137*

## **EET 118 (4 credits)**

### **AC Fundamentals (w/Lab)**

Waveforms, capacitors, inductors, and transformers are studied. Reactance, impedance, phase angles, and power factor are calculated. Pulse width modulation, time constants, and filters are introduced. Students build simple AC circuits based on concepts and components being studied. Wave parameters, capacitance, inductance, impedance, and phase angles are measured to verify proper circuit operation. Students are trained in the use of signal generators and oscilloscopes as test equipment.

*Prerequisite: EET 108*

## **EET 128 (4 credits)**

### **Combinational Digital Logic (w/Lab)**

Basic digital electronic concepts are covered including introduction to digital machines, number systems (binary and hexadecimal), binary arithmetic, digital signals and switching, Boolean algebra, logic gates (AND, OR, NAND, NOR, XOR, XNOR), logic gate specifications, and basic combinational logic circuits. Includes an introduction to and programming of programmable logic devices (PLDs). Circuits are built from schematics and test equipment (DVM, logic analyzer, digital signal generator, and circuit simulation software) is used to learn the operation of the circuits.

## **EET 158 (4 credits)**

### **Solid State Devices I (w/Lab)**

Diodes, rectifiers, power supplies, regulators BJT transistors, and transistor amplifiers are studied. Students build and test diode circuits, power supplies, transistor circuits, and amplifiers.

*Prerequisites: EET 108 and EET 118*

## **EET 168 (4 credits)**

### **Solid State Devices II (w/Lab)**

FET transistors, op amps, thyristors, opto-isolators, and solid state relays are studied. Drivers, buffers, interfacing, pre-amps, amplifiers, active filters, mixers, oscillators, and phase controllers are built and tested.

*Prerequisite: EET 158*

## **EET 178 (4 credits)**

### **Sequential Digital Logic (w/Lab)**

Comprehensive coverage of combinational and sequential logic circuits including adders, subtractors, flip-flops, shift registers, counters, digital multiplexors/de-multiplexors, and A/D and D/A conversions. Electronic equipment schematics are reviewed to develop technician-level skills. Circuits are built from schematics and test equipment (DVM, logic analyzer, digital signal generator, and circuit simulation software) is used to learn the operation of the circuits.

*Prerequisite: EET 128*

## **EET 217 (4 credits)**

### **Microprocessors/Microcontrollers (w/Lab)**

This course is an introduction to the basic architecture and instruction sets of microprocessors and microcontrollers. Learning activities include basic assembly language programming, working with programming IDE environment, software simulation tools, hardware emulation tools, and logic analysis of hardware signals. Both Harvard architecture and von Neumann architecture devices are covered.

*Prerequisites: EET 128 and EET 178*

## **EET 222 (4 credits)**

### **Interfacing and Programming Microprocessors (w/Lab)**

This course involves the interfacing of basic input and output devices at the chip level to microprocessors and microcontrollers and also includes their support ICs and common peripheral devices. Learning activities include interfacing, programming (at assembly language level) and modifying existing assembly and C language code. Test equipment—including DSOs, DVMs, logic analyzers, and data analyzers—is used in support of these activities.

*Prerequisite: EET 217*

**EET 238 (4 credits)**  
**Interfacing and Basic Control Circuits (w/Lab)**

This course will provide an introduction to common interfacing schemes and foundational control circuits. The student will gain insight into concepts involved in interfacing the outside world to and from a controller. The student will be introduced to basic circuits, ladder diagrams, and GUIs (graphic user interfaces) to create HMIs (human machine interfaces).  
*Prerequisite: Successful completion of 1st year EET courses*

**EET 258 (4 credits)**  
**Automation and Control Systems with PLCs I (w/Lab)**

This course handles electronic topics from an industrial viewpoint and deals with actual control systems utilizing programmable logic controllers (PLCs), IEC-61131 programming concepts, and industrial circuits. It also serves as introduction to process control, industrial process techniques, and instrumentation. During this course, the PLC is used as the control device where possible and therefore PLC knowledge is advanced in both interfacing and programming areas.  
*Prerequisites: EET 108, EET 118, and EET 128*

**EET 268 (4 credits)**  
**Automation and Control Systems with PLCs II (w/Lab)**

This course introduces mechanical, pneumatic, and photoelectric transducer devices used to convert all types of stimuli to electronic pulses and their use in industrial control circuits. Most activities use the PLC as the control element. Advanced ladder programming skills and higher-level language IEC-61131 programming is also covered. Industrial networking topics for control systems include RS232, TCP/IP, DH+, Modbus, DeviceNet, ASi, and other industrial networks. Motor and motion control topics include AC, DC, servo, and stepper motor operation. Motor and motion control systems are put into practical use and discussed as part of robotic systems.  
*Co-requisites: EET 258*

**EET 278 (4 credits)**  
**Data Acquisition and Control Project**

Students create a control system of their own design. The project incorporates topics from all semesters. Programming and interfacing are implemented with an automation emphasis. Aspects include design, construction, testing, and documentation.  
*Prerequisite: Successful completion of first three semesters of EET courses*  
*Co-requisites: EET 258 and EET 268*



# Engineering CAD Technology

---

## What is Engineering CAD Technology?

The Engineering CAD Technology program prepares graduates for positions as entry-level CAD operators in a wide range of manufacturing and engineering industries. Skills acquired from this program of study will allow students to become an integral part of product design and the manufacturing of those products. Graduates will apply specialized knowledge and skills utilizing state-of-the-art CAD software to think critically, to solve problems, and to effectively communicate with colleagues and supervisors in today's ever-changing work environment.

From preliminary drawings and sketches, to parametric design, to animated assemblies, graduates will learn how to simplify, enhance and streamline the manufacturing and engineering processes utilizing CAD. Students acquire comprehensive skills in the following technical areas: fundamentals of drafting, technical drawing, process pipe drafting, processes of manufacturing, geometric dimensioning and tolerancing (GD&T), metals fabrication drafting, and power transmission. Students' CAD skills are developed with a comprehensive exposure to the latest software releases of AutoCAD®, Autodesk Inventor®, SolidWorks®, and Pro/Engineer®.

Upon completion of the program, graduates will find various employment opportunities in the following fields:

- CAD operator
- Cost estimator
- Drafting manager
- Drafting supervisor
- Mechanical detailer
- Mechanical design technician

## A Graduate of this Program Will be Able to:

- Produce working drawings such as detail, subassembly, and full-assembly drawings utilizing manual, freehand, and computer-aided drafting techniques.
- Recognize and apply the ASME Y14.5 guidelines in the creation of mechanical working drawings.
- Apply industrial standards to the creation of working drawings of sheet-metal components, welded assemblies, electronics drafting, piping systems, and power transmission components.
- Identify and understand basic manufacturing processes as they relate to the dimensioning of working drawings.
- Demonstrate an ability to work independently and to apply interpersonal and technical skills to solve problems as a member of a multi-disciplinary team.
- Demonstrate skills and proficiency in multiple 2D and 3D solid modeling CAD software packages.

**Donald Hart, Assistant Professor**

AST: Thaddeus Stevens College of Technology  
PCT Technical Committee, Sheet Metal  
Society of Manufacturing Engineers (SME): Member  
Technology Students Association (TSA):  
State Conference Planning Team

**James Knapp, Professor**

MS: Millersville University  
BS: Millersville University  
American Design Drafting Association (ADDA): Member  
Society of Manufacturing Engineers (SME): Member  
International Technology and Engineering Education  
Association (ITEEA): Member  
Technology Students Association (TSA):  
State Event Coordinator  
State Conference Planning Team  
Epsilon Pi Tau (EPT) Honor Fraternity: Laureate Member



**Model Schedule For  
Engineering CAD Technology**

**Semester 1**

ECAD 105: Fundamentals of Machining	3
*ECAD 112: Technical Drawing	3
*ECAD 120: Intro to AutoCAD Applications	3
*ECAD 130: Advanced AutoCAD Applications	3
†^MATH 137: Intermediate Algebra (or higher)	3
CIS 211: Microsoft Excel	3

**Semester 2**

*ECAD 150: Intro to AutoDesk Inventor Applications	3
*ECAD 160: Advanced AutoDesk Inventor Applications	3
*ECAD 168: Process Pipe Drafting	3
*ECAD 171: Processes of Manufacturing	3
ENG 106: English Composition	3
*MATH 141: Trigonometry (or higher)	3

**Semester 3**

*ECAD 207: Geometric Tolerancing	3
*ECAD 211: Metals Fabrication Drafting	3
*ECAD 220: Intro to Solid Works Applications	3
*ECAD 230: Advanced Solid Works Applications	3
*ENG 216: Technical Report Writing	3
PHYSICS : Any Physics Elective	3

**Semester 4**

*ECAD 250: Introduction to Pro/Engineer Applications	3
*ECAD 260: Advanced Pro/Engineer Applications	3
*ECAD 266: Working Drawings	3
*ECAD 271: Power Transmission	3
ENG 221: Public Speaking	3
Humanities : Elective	3

**Additional General Education Requirements**

HEAL 106 or HEAL 111	1
----------------------	---

**TOTAL CREDITS** 73

\* Prerequisite or Co-requisite Required. See Course Description.

†Any Student who has taken pre-calculus (MATH 207) or calculus (MATH 213) instead of MATH 137 and MATH 141, must take an additional Gen-Ed elective in order to meet their Gen-Ed requirements.

^ Minimum Grade Required. See Course Description.



# Engineering CAD Technology (ECAD)

## **ECAD 105 (3 Credits)**

### **Fundamentals of Machining (3 credits)**

This course introduces students to common machine tools and processes. Students are exposed to the various hand and power tools as well as the vertical mill, engine lathe, and the surface grinder.

## **ECAD 112 (3 Credits)**

### **Technical Drawing**

A study of orthographic projection and drawing creation with applications in multi-view drawings including sectioning and auxiliary views. Techniques in pictorial drawing are also used to convey orthographic views as pictorial representations.

*Co-requisites: ECAD 105 and ECAD 120 or instructor approval*

## **ECAD 120 (3 Credits)**

### **Introduction to AutoCAD® Applications**

A practical application of 2D orthographic skills utilizing AutoCAD® integrating knowledge of software commands with drafting standards. Students also experience dimensioning styles, templates, and symbols libraries. During the course, students create a series of mechanical drawings.

*Co-requisites: ECAD 105 and ECAD 112 or instructor approval*

## **ECAD 130 (3 Credits)**

### **Advanced AutoCAD® Applications**

An advanced application of 2D orthographic skills utilizing AutoCAD® integrating knowledge of software commands with drafting standards. Students also experience advanced 2D commands, system variables, symbols libraries, attributes, customization, and macros. During the course, students create a series of mechanical working drawings packets.

*Prerequisite: ECAD 120 or instructor approval*

## **ECAD 150 (3 Credits)**

### **Introduction to AutoDesk Inventor® Applications**

An AutoCAD Inventor® applications course with an emphasis on solid modeling parts and basic assemblies and the transition from 3D solid models to 2D working drawings.

*Prerequisite: ECAD 130 or instructor approval*

## **ECAD 160 (3 Credits)**

### **Advanced AutoDesk Inventor® Applications**

An advanced AutoDesk Inventor® applications course with an emphasis on advanced modeling of parts, advanced assemblies, and working drawings and the generation of 2D working drawings from the solid models. Add-on packages such as pipe and tube, sheet metal, weldments, and wire harness diagrams are explored.

*Prerequisite: ECAD 150 or instructor approval*

## **ECAD 168 (3 Credits)**

### **Process Pipe Drafting**

An intermediate drafting course covering the topics appropriate for reading and creating the working drawings necessary to instruct in the assembly of piping and equipment for industrial processes. Students are also exposed to cable and harness drafting and the process in which drawings are created.

*Co-requisites: ECAD 150 and ECAD 160 or instructor approval*

## **ECAD 171 (3 Credits)**

### **Processes of Manufacturing**

An introduction to the processes commonly employed in the conversion of raw materials into finished products.

This course provides students with a solid understanding of the operations necessary to cast, mold, form, separate, condition, assemble, and apply surface finishes to manufactured products.

*Prerequisite: ECAD 105*

*Co-requisite: ECAD 150 or instructor approval*

## **ECAD 207 (3 Credits)**

### **Geometric Tolerancing**

A study of the American Society of Mechanical Engineers (ASME) dimensioning guidelines including geometric dimensioning and tolerancing (GD&T). This course emphasizes the creation and usage of the drafting symbols necessary to define the form, fit, and function of mechanical components.

*Co-requisite: ECAD 211*

## **ECAD 211 (3 Credits)**

### **Metals Fabrication Drafting**

An intermediate drafting course covering the topics pertinent to reading and creating the working drawings necessary to instruct welders and metal fabricators in the creation of welded assemblies. This course includes a thorough review of industrial welding drafting practices and practical applications of the symbols required to specify them in an assembly.

*Prerequisite: ECAD 171*

*Co-requisite: ECAD 207 or instructor approval*

## **ECAD 220 (3 Credits)**

### **Introduction to SolidWorks® Applications**

Introduces students to the essential applications with an emphasis on how to use the SolidWorks® mechanical design software to build parametric models of parts and assemblies and how to make drawings of those parts and assemblies.

*Prerequisites: ECAD 112 and ECAD 160 or instructor approval*

### **ECAD 230 (3 Credits)**

#### **Advanced SolidWorks® Applications**

Advanced SolidWorks® applications course focuses on developing skills central to the successful use of SolidWorks® parametric software. It is designed for SolidWorks users who have mastered the basics of parametric solid model design but who need to continue building skills for working with imported models, surface modeling, and an introduction to finite element analysis (FEA) using simulation software and model analysis.

*Prerequisite: ECAD 220 or instructor approval*

### **ECAD 250 (3 Credits)**

#### **Introduction to Pro/Engineer® Applications**

Introduces students to the essential applications that focuses on learning core-modeling skills in this comprehensive, hands-on course. Topics include sketching, part modeling, assemblies, drawings, and basic model management techniques. The course also includes a comprehensive design project that enables to practice new skills by creating realistic parts, assemblies, and drawings.

*Prerequisite: ECAD 230 or instructor approval*

### **ECAD 260 (3 Credits)**

#### **Advanced Pro/Engineer® Applications**

Focuses on developing skills central to the successful use of Pro/Engineer® parametric software. It is designed for Pro/Engineer® users who have mastered the basics of parametric solid model design but who need to continue building skills for working with imported models, surface modeling, sheet metal models and mechanism design which permits users to animate their assemblies in a mechanical fashion. Other skills covered are simplified reps, top-down design, flexible components, shrink-wrap feature, skeleton models, layouts, and advanced drafting commands.

*Prerequisite: ECAD 250 or instructor approval*

### **ECAD 266 (3 credits)**

#### **Working Drawings**

An advanced drafting course emphasizing the practices necessary to produce detail, sub-assembly, and full assembly mechanical drawings for industrial applications.

*Co-requisite: ECAD 271 or instructor approval*


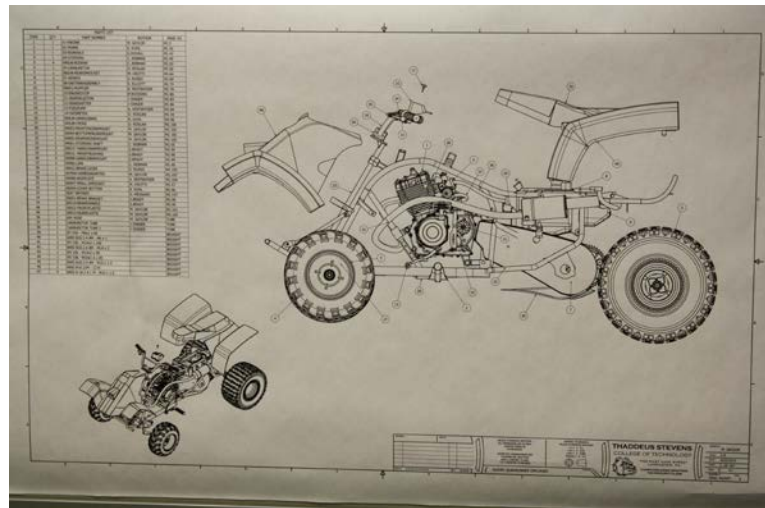
### **ECAD 271 (3 credits)**

#### **Power Transmission**

A study of power transmission fundamentals, the related computations, and drafting methodologies. Applications include drafting standards for utilizing bushings, keys, sheaves, belts, chains, clutches, and conveyor pulleys in working assembly drawings.

*Prerequisites: MATH 137 and MATH 141*

*Co-requisite: ECAD 266 or instructor approval*



# Graphic Communications & Printing Technology

---

## **What is Graphic Communications and Printing Technology ?**

The Graphic Communications and Printing Technology program provides a comprehensive understanding of the printing process and related fields. The student receives training in all major areas, with preparation to enter one of several printing fields, depending on interest and ability.

Graduates with technical and mechanical interests find employment in desktop publishing, pre-press, presswork, and bindery operations. Skills in computer operations, electronics, photography, chemistry, and physics will also be useful in these areas.

Graduates with good English and math skills will find employment in proofreading, estimating, production planning, and sales. Those students with artistic talent may enter layout and design, advertising, or commercial art.

## **A Graduate of this Program Will be Able to:**

- Recognize the major printing processes and their products as well as the advantages of each process.
- Demonstrate the skills needed for entry-level positions (as advanced trainees) in the following areas: layout and design, copy preparation, desktop publishing, plate processing, direct-to-plate applications, press operations, and bindery operations.
- Assess personal strengths and limitations in various areas of the graphic arts.
- Demonstrate good work habits: Promptness to class, willingness to work, and the ability to accept supervision.
- Demonstrate knowledge of equipment and use appropriate safety precautions.
- Understand the various production departments and the contributions each makes to the finished product.
- Write clear, concise, legible, and accurate technical reports using standard grammatical English.
- Demonstrate skill in basic verbal communication.
- Solve basic math problems related to printing operations.

**Michael Brady, Assistant Professor**  
 BS: Walden University  
 AAS: Thaddeus Stevens College of Technology

**Megan Zettlemyer, Instructor**  
 BFA: Fashion Institute of Technology

**Model Schedule For  
 Graphic Communications &  
 Printing Technology**

<b>Semester 1</b>	
GRPH 116: Introduction to Desktop Publishing	4
GRPH 120: Digital Photography	3
GRPH 126: Printing Processes I	4
CIS 111: Intro to Computer Applications	3
ENG 106: English Composition	3

<b>Semester 2</b>	
*GRPH 150: Intro to Lithography	3
*GRPH 155: Intro to Screen Printing	3
GRPH 160: Graphic Communications I	3
*GRPH 165: Multimedia and Web Design	3
CIS 211: Microsoft Excel	3
ENG 221: Public Speaking OR	
*ENG 216: Technical Writing	3

<b>Semester 3</b>	
GRPH 207: Bindery and Finishing	3
GRPH 214: Print Marketing	3
*GRPH 222: Graphics Communicatons II	3
*GRPH 228: Printing Processes II	3
MATH 111: Business Math (or higher)	3
Humanities Elective	3

<b>Semester 4</b>	
*GRPH 258: Advanced Lithography	3
GRPH 262: Color Theory	3
*GRPH 267: Graphics Communications Studio	3
*GRPH 272: Web Design	3
Science Elective	3
General Studies Elective	
(May Not Take ARTS 106 Digital Photography)	3

<b>Additional General Education Requirements</b>	
HEAL 106 or HEAL 111	1

**TOTAL CREDITS** **72**

*\* Prerequisite or Co-requisite Required. See Course Description.*

*^ Minimum Grade Required. See Course Description.*



# Graphic Communications & Printing Technology (GRPH)

## **GRPH 116 (4 credits)**

### **Introduction to Desktop Publishing**

Introduction to the hardware and software used in desktop publishing. Topics include graphical user interface and current industry uses such as design, layout, typography, illustration, and imaging. Students receive hands-on training in the computer environment using current production software. Basic scanning techniques are demonstrated.

## **GRPH 120 (3 Credits)**

### **Digital Photography**

This course covers basic digital camera use through practical application. The assignments center on composition, lighting, and the use of digital photography within the graphic communications industry. Color theory and digital manipulation allow students to integrate their digital photographs into page layout and graphic design concepts.

## **GRPH 126 (4 credits)**

### **Printing Processes I**

Covers the various printing processes including offset, screen, flexo, and gravure. Career opportunities, salary potential, and the role each process plays in the industry today are also discussed. Safety procedures and operations are identified. Upon completion, students should be able to demonstrate an understanding of the major characteristics, advantages, and disadvantages of each process.

## **GRPH 150 (3 credits)**

### **Introduction to Lithography**

This course introduces students to the basic fundamentals of lithography. Through practical application, students develop a working knowledge of this printing process with a strong concentration into multi-color image reproduction and image registration.

*Prerequisite: GRPH 126*

## **GRPH 155 (3 credits)**

### **Introduction to Screen Printing**

This course introduces students to the basic fundamentals of screen printing. Through practical application, students develop a working knowledge of this printing process with a strong concentration into multi-color image reproduction and image registration.

*Prerequisite: GRPH 126*

## **GRPH 160 (3 credits)**

### **Graphic Communications I**

Covers the history, development, and commercial applications of printing processes. Students learn about the curriculum and the industry including its processes, products, and careers.

Emphasis is placed on the attributes which are most desirable for successful entry and advancement.

## **GRPH 165 (3 credits)**

### **Multimedia and Web Design**

Introduces the fundamentals of design and production for presentations and the World Wide Web. Basics of hypertext markup language (HTML), the use of authoring software, and making portable data format (PDF) documents for internet downloads and multimedia basics are covered.

*Prerequisite: GRPH 120; minimum grade of "D" required*

## **GRPH 207 (3 Credits)**

### **Bindery and Finishing**

Bindery and finishing is an increasingly important part of the printing process as it can provide unique physical characteristics to a finished product. Students develop an understanding of both the physical processes of bindery and finishing, along with understanding the creative application and added value these processes can provide to a final piece. Along with theory, students have the opportunity to operate folding equipment, produce die cuts, and create varnishes

## **GRPH 222 (3 Credits)**

### **Graphic Communications II**

This course provides an overview of the history of graphic communications, along with an in-depth analysis of what graphic communications is and how it reflects culture.

Typography is a primary focus in this course. Students are challenged to develop creative solutions to problems using different techniques for developing ideas.

*Prerequisite: GRPH 160*

## **GRPH 214 (3 Credits)**

### **Print Marketing**

Commercial printers no longer simply provide a printed piece. They provide various solutions to communicating messages through different techniques along with the management of data. This course looks at how print is used to connect companies to consumers through trends in marketing.

**GRPH 228 (3 Credits)**  
**Printing Processes II**

In a continuation of GRPH 126, the major printing processes are discussed in greater detail, primarily offset printing. Students are introduced to multiple unit-offset press, press settings, and press troubleshooting. The aspects of paper and ink are discussed. An emphasis is placed on creating print ready files following industry specifications.

*Prerequisite: GRPH 126*

**GRPH 262 (3 Credits)**  
**Color Theory**

Color theory is the study of the science of color and light as it relates to the printing industry. Several color spaces are discussed, along with the usage for each. A focus is placed on managing color within the printing industry by means of devices, software, and techniques.

**GRPH 258 (3 Credits)**  
**Advanced Lithography**

In this course, printing standards and quality control metrics for process color printing are examined. Students continue to expand their knowledge of the inner workings of an offset press using a press simulator program. The use of printing in marketing is also discussed.

*Prerequisite: GRPH 228*

**GRPH 267 (3 Credits)**  
**Graphic Communications Studio**


Communication skills are challenged to create unique solutions for a host of design problems. Emphasis is placed on the design process and working with others to craft a message. The course ends with a cumulative capstone project tasking students to design and produce several products. Students are also tasked with the creation of a portfolio.

*Prerequisite: GRPH 222*

**GRPH 272 (3 Credits)**  
**Web Design**

The primary languages needed for web development, HTML and CSS, are introduced along with how to design for the web

*Prerequisite: GRPH 165*



# Heating, Ventilation, & Air Conditioning/ Refrigeration

---

## What is HVAC/R?

The HVAC/R program is unique because it treats designing, retrofitting, testing, and balancing on a problem-solving level. This specialized program prepares the technician for the fast-growing, highly technical HVAC/R field.

The challenge for the service technician is to optimize the service operation of HVAC/R systems to maximize customer and employer satisfaction. Using computers to replicate various conditions that could be encountered, students develop a plan of action to use with live work.

Students learn current methods of identifying and performing efficiency evaluations on various types of heating, ventilation, and air-conditioning systems as well as adjusting and balancing equipment for maximum performance.

In addition to HVAC/R classroom theory sessions, students also perform service and installation on numerous live projects on and off campus. The HVAC/R laboratory includes tools, equipment, computers, and instrumentation typically found in commercial, residential, and industrial settings. The lab also includes ground source heat pumps, gas efficient furnaces, regular heat pumps, oil-fired furnaces, gas and oil boilers, ice machines, walk-in boxes, roof-top equipment, chiller systems, and commercial refrigeration trainers.

Challenging careers abound on a national level with firms offering graduates a variety of positions as service technicians, installation technicians, estimators, and in-plant industrial technicians. High school prerequisites for this program are Algebra I & II, and a GPA of at least 2.5.

## A Graduate of this Program Will be Able to:

- Demonstrate the ability to do technical work in a variety of heating, cooling, plumbing, and refrigeration fields; apply safety standards and understand and work with technical developments in the industry.
- Apply concepts of algebra and physics in the layout, design, development, and analysis of refrigeration and air conditioning equipment and systems.
- Identify and demonstrate correct use of tools, materials, and equipment used in the trade.
- Demonstrate the ability to read and interpret blueprints and use blueprints when installing equipment.
- Troubleshoot heating, cooling, and refrigeration equipment using standard troubleshooting procedures.
- Write clear, concise, legible, and accurate technical reports using technical English and apply verbal communication skills in job-related activities.
- Read and interpret electrical schematics and use schematics when installing and repairing equipment.
- Estimate the cost of an installation and design and lay out an effective system for a specific location and use.
- Demonstrate knowledge of the operation and use of hermetic, reciprocating, and centrifugal compressors.
- Apply basic knowledge of airflow, ventilation, and energy conservation concepts to the design of systems, using modern building design and solar energy technology.

**Matthew Bixler, Instructor**

BS: Eastern Mennonite University  
AAS: York Technical Institute

**Ty Christman, Instructor**

BS: Eastern Mennonite University  
AAS: Washtenaw Community College

**Bart Heagy, Instructor**

BS: Eastern Mennonite University  
CTE Certification: Temple University

**Bruce Hrycek, Instructor**

Masters in Business Management

**Barry Walters, Instructor**

BS: Eastern Mennonite University  
AAS: Gateway Technical College



**Model Schedule For HVAC-R**

**Semester 1**

HVAC 122: OSHA Electrical and Construction Safety	1.5
HVAC 126: Electrical Fundamentals for HVAC/R	1
HVAC 130: Electrical Components for HVAC/R	1
HVAC 134: Electrical Circuits for HVAC/R	1
HVAC 138: Lab Practice I: Electrical Applications	2
HVAC 142: HVAC Installation Procedures	1.5
HVAC 146: Lab Practice II: Installation Procedures	2
HVAC 150: Principles of Refrigeration	3
†MATH 126: Technical Math I (or higher)	3
ENG 106: English Composition	3

**Semester 2**

HVAC 155: Residential Heating Systems	2
HVAC 160: Lab Practice III: Heating Applications	2
HVAC 167: Refrigerant System Components	2
HVAC 170: Lab Practice IV: Cooling Applications	2
HVAC 175: Refrigerant Management	2
HVAC 180: Mechanical Codes for HVAC/R	1
*MATH 132: Elementary Geometry (or higher)	3
ENG 221: Public Speaking OR	
*ENG 216: Technical Writing	3

**Semester 3**

*HVAC 206: Air Conditioning Systems	4
HVAC 211: Heat Pump Systems	3
HVAC 216: Systems Installation and Start Up	3
HVAC 221: Commercial Refrigeration	3
Science Elective	3
CIS 105 OR CIS 111	3

**Semester 4**

HVAC 256: Load Calculations	3
HVAC 261: Controls of HVAC	3
HVAC 266: Ventilation	3
HVAC 271: System Servicing and Troubleshooting	3
Humanities Elective	3
General Studies Elective	3

**Additional General Education Requirements**

HEAL 106 or HEAL 111	1
----------------------	---

**TOTAL CREDITS** 74

\* Prerequisite or Co-requisite Required. See Course Description.

†Any Student who has taken pre-calculus (MATH 207) or calculus (MATH 213) instead of MATH 126 and MATH 132, must take an additional Gen-Ed elective in order to meet their Gen-Ed requirements.



# Heating, Ventilation & Air Conditioning/Refrigeration (HVAC)

## **HVAC 122 (1.5 credits)**

### **OSHA Electrical and Construction Safety**

This course is designed to meet the requirements that all service technicians must have for training in the rules and regulations of Occupational Safety and Health Administration (OSHA) Construction Safety and Building Maintenance Electrical Safety. Emphasis is on the requirements for compliance, identifying a proper lock-out/tag-out policy, and procedures a technician should follow for safe electrical work.

## **HVAC 126 (1 credit)**

### **Electrical Fundamentals for HVAC/R**

This course is designed to provide the basic knowledge of electrical theory as it pertains to the HVAC/R industry. The course emphasizes the basic electrical laws and definitions, generation and distribution of electrical power, function of controls and loads, and electrical measurements and testing.

## **HVAC 130 (1 credit)**

### **Electrical Components for HVAC/R**

This course exposes students to common HVAC/R system motors and controls. Emphasis is placed on the fundamentals of electrical theory as it pertains to the application and operation of motors, relays, thermostats, pressure switches, and other basic controls.

## **HVAC 134 (1 credit)**

### **Electrical Circuits for HVAC/R**

This course teaches commonly used electrical circuits of the HVAC/R industry as a foundation for a technician to install, troubleshoot, and service equipment. The emphasis is on drawing wiring diagrams, using schematics to install and to wire basic electrical components, and using schematics to test and to troubleshoot electrical circuits.

## **HVAC 138 (2 credits)**

### **Lab Practice I: Electrical Applications**

Practical experience is provided to apply the theory learned concerning electrical components and controls of the HVAC/R industry. Students demonstrate the proper electrical installations for basic A/C and heating equipment. Emphasis is placed on the installation, testing and start-up operation of motors, relays, thermostats, pressure switches, and other basic controls.

## **HVAC 142 (1.5 credits)**

### **HVAC Installation Procedures**

This course introduces the basic methods, tools, and materials needed for the installation of the HVAC/R equipment to students. A foundational study of the purpose of various tools and skills necessary for their safe use is emphasized. Materials and joining methods of various piping, tubing, wiring, and ductwork systems as used in this industry is studied.

## **HVAC 146 (2 credits)**

### **Lab Practice II: Installation Procedures**

This course provides the practical hands-on skill training. Piping practice utilizes various refrigeration trainers and a selection of commonly used A/C and heating equipment. Residential duct systems are installed on working systems. Practice is provided for the development of skills needed for various methods of joining copper tubing, stainless steel natural-gas tubing, plastic, and iron pipe.

## **HVAC 150 (3 credits)**

### **Principles of Refrigeration**

This course provides a study of the basic principles of thermodynamics as applied to the refrigeration cycle. The Mollier diagram is used to display the purpose and operation of the various components used in the system at expected standard operating conditions. The lab portion provides practice in measuring various system performances.

## **HVAC 155 (2 credits)**

### **Residential Heating Systems**

This course provides a basic understanding of different types of oil and natural gas residential heating systems. Emphasis is on proper installation, sequence of operation, and proper maintenance requirements.

## **HVAC 160 (2 credits)**

### **Lab Practice III: Heating Applications**

This lab time provides the hands-on training pertaining to residential heating systems. Typical residential heating systems is utilized in the lab experience to master the skills necessary for proper installation and service. Students practice typical annual servicing, combustion analysis, and efficiency testing of fossil fuel heating systems.

## **HVAC 167 (2 credits)**

### **Refrigerant System Components**

Introduction to residential and light commercial A/C system components. This course details the following components of air conditioner and refrigeration systems: Evaporators, condensers, metering devices, compressors, and other safety and servicing system components. Emphasis is placed on applying the knowledge gained in HVAC 150, along with manufacturer specifications, to determine proper installation and operating conditions of these cooling system components.

## **HVAC 170 (2 credits)**

### **Lab Practice IV: Cooling Applications**

This lab provides the hands-on training for skills necessary to properly install and start-up comfort cooling systems. Students are required to assemble a refrigeration system and test it for proper operation under various conditions.

**HVAC 175 (2 credits)**  
**Refrigerant Management**

This course is designed to give students the knowledge to understand the laws on venting and handling of the various refrigerants covered in the Clean Air Act–Section 608. A requirement for this course is to take the EPA Technician Certification Exam provided by ARI. Lab practice is provided in refrigerant recovery, recycling, evacuation, and charging various small appliances and high pressure appliances.

**HVAC 180 (1 credit)**  
**Mechanical Codes for HVAC/R**

This course introduces HVAC/R students to the current International Code Council (ICC) codes. The emphasis highlights the sections of these codes that are relevant to the technician for proper HVAC/R equipment installation. A brief overview of other national and local building codes is also provided.

**HVAC 206 (4 credits)**  
**Air Conditioning Systems**

Air conditioning benefits, unitary cooling, unitary combination cooling and heating equipment, central station systems, service and problem analysis, and absorption refrigeration system topics are studied.

*Prerequisites: HVAC 150*

**HVAC 211 (3 credits)**  
**Heat pump Systems**

Covers basic principles, components, and application of heat pump systems.

**HVAC 216 (3 credits)**  
**System Installation and Start Up**

Codes and standards, heating start-up, heating checkouts, heating operation, AC start-up, AC checkouts, AC operation, heat pump start-up, heat pump checkouts, and heat pump operation are covered.

**HVAC 221 (3 credits)**  
**Commercial Refrigeration**

Discusses system applications, refrigerated storage, and ice machines.

**HVAC 256 (3 credits)**  
**Load Calculations**

Covers refrigeration, psychometrics, heating load, and cooling load calculations.

**HVAC 261 (3 credits)**  
**Controls of HVAC**

Topics include controls, valves, regulators, sensing devices/ fuel controls, residential control systems— heating/cooling, commercial and engineered control systems, and heat pump controls.

**HVAC 266 (3 credits)**  
**Ventilation**

Students learn about air flow principles/duct design, mechanical and electronic filtration, and fans.

**HVAC 271 (3 credits)**  
**System Servicing and Troubleshooting**

Refrigeration system problems, electrical troubleshooting, heating service/problem analysis, heat pump service/ problem analysis, and AC service/problem analysis are covered.

# Masonry Construction Technology

---

## **What is Masonry Construction Technology?**

Masonry Construction Technology provides the opportunity to develop the skills of a proficient mason, from the simple spreading of mortar to the complex construction of an inside fireplace. These skills are developed by practice projects, which are preceded by theory lectures and demonstrations. Faculty members show films on various aspects of the trade, and students take field trips to learn about the manufacture of masonry products.

Since a large part of masonry work is decorative as well as functional, special emphasis is placed on appreciation of the beauty and permanence of brickwork and on the development of pride in good workmanship.

Students find employment in the field as masons and with experience, as forepersons or superintendents. Many masons are self-employed.

## **A Graduate of this Program Will be Able to:**

- Operate masonry tools and equipment safely and effectively.
- Use masonry terminology.
- Read blueprints to estimate materials quantity and pricing.
- Lay out and construct footings and build a block foundation.
- Apply brick veneering to a structure.
- Construct a masonry arch.
- Lay out and set ceramic tile.
- Construct an inside fireplace and chimney.
- Repair older masonry structures.
- Organize personnel and materials at a construction site.
- Provide all masonry options in current residential construction.

**Michael T. Gardner, Instructor**  
AAS: Thaddeus Stevens College of Technology

**Chad Hummel, Instructor**  
AAS: Thaddeus Stevens College of Technology



**Model Schedule For  
Masonry Construction Technology**

**Semester 1**

MASN 101: Intro to Tools, Safety, and Equipment	3
MASN 105: Introduction to Masonry Construction	3
MASN 110: Development of Masonry Materials	3
MASN 116: Chimney Construction	3
†MATH 126: Technical Math I (or higher)	3
ENG 106: English Composition	3

**Semester 2**

MASN 155: Block Construction, Bearings & Anchoring Systems	4
MASN 158: Adhered Concrete Masonry Veneer	2
MASN 162: Masonry Hardscaping Patios & Retaining Walls	2
MASN 167: Masonry Restoration and Building Maintenance	3
MASN 171: Concrete Sidewalks	1
*MATH 132: Elementary Geometry (or higher)	3
CIS 111: Intro to Computer Applications OR CIS 105: Drawing with AutoCad	3
HEAL 111: Basic First Aid	1

**Semester 3**

MASN 207: Advanced Masonry Applications	5
MASN 211: Planning and Management	2
MASN 216: Blueprint Reading and Estimating	4
ENG 221: Public Speaking OR *ENG 216: Technical Writing	3
Science : Elective	3

**Semester 4**

MASN 256: Fireplace Construction	4
MASN 261: Arch Construction	3
MASN 266: Tile Setting	2
MASN 271: Footings and Foundations	3
Humanities Elective	3
BUSN 106: Small Business Mangement	3

**TOTAL CREDITS 72**

\* Prerequisite or Co-requisite Required. See Course Description.

†Any Student who has taken pre-calculus (MATH 207) or calculus (MATH 213) instead of MATH 126 and MATH 132, must take an additional Gen-Ed elective in order to meet their Gen-Ed requirements.

# Masonry Construction Technology (MASN)

## **MASN 101 (3 credits)**

### **Introduction to Tools, Safety and Equipment**

Students will be introduced to the tools required for the masonry trade, understand safety standards and practices, and receive training and certifications on various equipment used on a job site.

## **MASN 105 (3 credits)**

### **Introduction to Masonry Construction**

This course will teach the fundamentals of the masonry trade. This will include spreading mortar and striking full joints, laying brick and block to the line, bonding the length and height of a wall, building leads, and hanging a corner pole.

## **MASN 110 (3 credits)**

### **Development of Masonry Materials**

History and the manufacturing of masonry materials. In the manufacturing of materials, there are many different types of brick and block. Students will learn the various names and where the material should be used in a wall. Portland cement comes in different forms and how to properly mix the different types. Students will learn what the different strengths of cement and where they should be used.

## **MASN 116 (3 credits)**

### **Chimney Construction**

Students will understand the difference between and be able to construct properly a single and double flue chimney.

## **MASN 155 (4 credits)**

### **Block Construction, Bearings, and Anchoring Systems**

Students will learn terminology; the placement of anchor bolts, bearing plates, setting lintels, cutting in electrical boxes and door ties. They will be working around conduit, duct work and rebar reinforcement. They will also build a composite wall using block and brick.

## **MASN 158 (2 credits)**

### **Adhered Concrete Masonry Veneer**

Students will learn to use the tools and equipment for installing veneer stone; to apply hanging wire, scratch coat, flashings, vapor barriers, and drain mats; to hang stone; and to point the mortar joints. Students will learn the different types of patterns stone can be laid in.

## **MASN 162 (2 credits)**

### **Masonry Hardscaping Patios & Retaining Walls**

The proper use of masonry products in an outdoor environment. Understand the process to build an outdoor patio and retaining walls using masonry materials.

## **MASN 167 (3 credits)**

### **Restoration and Building Maintenance**

Cover the various materials that go along with masonry products. These would be caulking, waterproofing, patching, repointing, cutting out and repairing damaged areas, and cleaning of masonry. This course will focus on preventive maintenance to stop any further damage of the masonry structure.

## **MASN 171 (1 credit)**

### **Concrete Sidewalks**

Students will learn how to build forms and how to place concrete for a sidewalk.

## **MASN 207 (5 credits)**

### **Advanced Masonry Applications**

Application of skills relative to masonry systems. Includes working on the off-campus housing project. Techniques include firewall construction, brick veneering, porch/patio and step construction, and proper preparation for varying weather conditions.

## **MASN 211 (2 credits)**

### **Planning and Management**

Organizing personnel and materials on a job site; planning and coordinating the placement of equipment and materials; and completing a job on time and within budget. Supervisory duties and responsibilities are also covered.

## **MASN 216 (4 credits)**

### **Blueprint Reading and Estimating**

Basic skills to interpret residential construction drawings. Emphasis on calculation of materials, labor, and equipment necessary to complete selected projects. Proposals and closed bids required.

**MASN 256 (4 credits)**  
**Fireplace Construction**

Provides history, theory, and function of the fireplace. Students design and construct a fireplace of their choice with emphasis on proper terminology, workmanship, and various components of different fireplaces.

**MASN 261 (3 credits)**  
**Arch Construction**

Provide the skills necessary to build various types of arches. Terminology, different types, and various techniques used in the construction of arches are taught.

**MASN 266 (2 credits)**  
**Tile Setting**

The basics of ceramic tile setting are covered. Emphasis is placed on terminology, tools, safety, and proper layout.

**MASN 271 (3 credits)**  
**Footings and Foundations**

Provides the opportunity to layout and construct a residential concrete block foundation. Topics include blueprint interpretation, materials estimating, installation of anchor bolts, partition construction, and the use of the transit for site layout.



# Mechanical Engineering Technology

---

## What is Mechanical Engineering Technology?

The Mechanical Engineering Technology program prepares graduates for entry-level employment in the mechanical engineering field. The skills acquired from this course of study allow the student to visualize objects in three dimensions, describe objects with manual and computer-aided drafting (CAD) techniques, and apply mechanical engineering principles to design products, tools, and equipment for a manufacturing-oriented industry. The program's affiliations with industry are maintained through an advisory committee and the Society of Manufacturing Engineers (SME).

The student's skills are developed with a comprehensive exposure to the concepts of orthographic projection, sectioning, and isometric drawing with an emphasis on instrument drawing techniques. A thorough understanding of geometric dimensioning and tolerancing (GDT) and a demonstrated proficiency with the latest CAD software complement these skills. Additional training in fabrication principles, mechanical design, product design, and manufacturing processes provides a well-rounded experience with mechanical design and manufacturing technology.

The principles of mechanical engineering are mastered by studying the motion of mechanical objects and the underlying concepts required to understand how a machine functions or a manufacturing process is performed. By studying the practical aspects of structured programming, parametric feature-based design, and solid modeling, the student gains the skills necessary to utilize the computer as a design tool. Further studies in fluid mechanics, production design, engineering materials, thermodynamics and heat transfer, machine design, and related engineering topics allow the student to build upon these concepts. Practical applications of these concepts are further realized as the student completes an internship project during the fourth semester.

Upon entering the work place, the graduate can expect to assist engineers and scientists in the design and development of new products. As work experience is acquired, the graduate can expect to gain more design responsibility and thereby become a key member of an engineering team.

## A Graduate of this Program Will be Able to:

- Produce detail, subassembly, and full-assembly engineering drawings utilizing manual and computer-aided drafting techniques.
- Recognize and apply the ASME Y14.5 guidelines in the creation of engineering drawings.
- Utilize ASME Y14.5 geometric dimensioning and tolerancing guidelines for establishing and maintaining the functional fit of mating parts.
- Apply industrial practices in the design and fabrication of sheet-metal components, welded assemblies, and piping systems.
- Identify and understand manufacturing processes and their effect on the cost and/or function of manufactured products.
- Analyze and design mechanical parts and systems for static and dynamic loading conditions.
- Apply engineering principles for determining the effects of stationary and moving fluids and the control and transformation of energy.
- Design manufacturing tooling for locating, clamping, forming, piercing, blanking, and/or shaping a given part.
- Employ structured programming techniques and utilize computer software tools to design and analyze mechanical parts or systems.
- Select and apply engineering materials for use in the design and manufacture of mechanical components.
- Analyze and design machine elements such as gears, shafts, bearings, clutches, brakes, flywheels, and related assemblies.
- Apply engineering problem-solving skills to complete a project on time and within budget.



**Amy Jo Mumma-Frank, Professor**  
BA: Elizabethtown College

**Christopher Way, Instructor**  
BS: The University of Iowa

### Model Schedule For Mechanical Engineering Technology (Option #1)

#### Semester 1

MET 101: Drafting Fundamentals	3
^MET 106: Engineering Graphics	3
^MET 116: Computer-Aided Drafting	3
^MET 176: Manufacturing Processes	3
†^MATH 137: Intermediate Algebra (or higher)	3
^ENG 106: English Composition	3

#### Semester 2

*MET 111: Engineering Standards	3
*MET 161: Fabrication Principles	3
MET 166: Mechanical Design	3
*MET 171: Product Design	3
*^PHYS 113: Statics	3
*^MATH 141: Trigonometry (or higher)	3

#### Semester 3

*^MET 201: Engineering Mechanics	3
*^MET 206: Fluid Mechanics	3
*^MET 211: Production Design	3
*^MET 216: Parametric Solid Modeling	3
*^ENG 216: Technical Writing	3
*^PHYS 213: General Physics I	4

#### Semester 4

*MET 261: Engineering Materials	3
*MET 266: Thermodynamics	3
*MET 271: Machine Design	3
*MET 276: Engineering Seminar	3
Humanities Elective	3
General Studies Elective	3

**TOTAL CREDITS** 73

### Model Schedule For Mechanical Engineering Technology (Option #2)

#### Semester 1

MET 101: Drafting Fundamentals	3
^MET 106: Engineering Graphics	3
^MET 116: Computer-Aided Drafting	3
^MET 176: Manufacturing Processes	3
†^MATH 207: Precalculus (or higher)	4
^ENG 106: English Composition	3

#### Semester 2

*MET 111: Engineering Standards	3
*MET 161: Fabrication Principles	3
MET 166: Mechanical Design	3
*MET 171: Product Design	3
*^PHYS 113: Statics	3
General Studies Elective	3

#### Semester 3

*^MET 201: Engineering Mechanics	3
*^MET 206: Fluid Mechanics	3
*^MET 211: Production Design	3
*^MET 216: Parametric Solid Modeling	3
*^ENG 216: Technical Writing	3
*^PHYS 213: General Physics I	4

#### Semester 4

*MET 261: Engineering Materials	3
*MET 266: Thermodynamics	3
*MET 271: Machine Design	3
*MET 276: Engineering Seminar	3
Humanities Elective	3
General Studies Elective	3

**TOTAL CREDITS** 74

\* Prerequisite or Co-requisite Required. See Course Description.

† Any Student who has taken pre-calculus (MATH 207) or calculus (MATH 213) instead of MATH 137 and MATH 141, must take an additional Gen-Ed elective in order to meet their Gen-Ed requirements.

^ Minimum Grade Required. See Course Description.



# Mechanical Engineering Technology (MET)

## **MET 101 (3 credits)** **Drafting Fundamentals**

An introductory course in the basics of instrument drawing, lettering, geometric construction, and associated manual drafting techniques.

## **MET 106 (3 credits)** **Engineering Graphics**

A study of orthographic projection and the creation of engineering drawings with applications in sectioning and auxiliary views. This course also includes isometric drawing and practice in freehand sketching.

*Minimum grade of "C" required*

## **MET 111 (3 credits)** **Engineering Standards**

A study of the American Society of Mechanical Engineers (ASME) dimensioning guidelines including geometric dimensioning and tolerancing (GD&T) for the design and manufacture of interchangeable mechanical parts.

*Prerequisites: MET 106 and MET 116 (Both with final grade of C or higher or instructor permission)*

## **MET 116 (3 credits)** **Computer-Aided Drafting (CAD)**

An introduction to computer-aided drafting and its applications. The student will learn the fundamentals of using the computer operating system and the CAD program. These skills are affirmed with the completion of a series of mechanical drawings.

*Minimum grade of "C" required*

## **MET 161 (3 credits)** **Fabrication Principles**

A study of the industrial practices in the design and fabrication of sheet-metal components, welded assemblies, and piping systems.

*Prerequisite: MET 116 (With final grade of C or higher or instructor permission)*

## **MET 166 (3 credits)** **Mechanical Design**

A study of power transmission fundamentals and design-related computations. Design applications include sizing and/or selection of belts, chains, gears, bearings, couplings, shafts, cams, linkages, and electric motors.

## **MET 171 (3 credits)** **Product Design**

The practical implementation of the mechanical design practices, engineering standards, and computer-aided drafting techniques as they relate to the design and fabrication of a manufactured product.

*Prerequisites: MET 106 and MET 116 (Both with final grade of C or higher or instructor permission)*

## **MET 176 (3 credits)** **Manufacturing Processes**

A comprehensive study of the processing of materials as it relates to manufacturing. In this course, class lectures and literature review will be combined with machine shop practice and plant visits to form a well-rounded understanding of the intricacies of manufacturing technology.

*Minimum grade of "C" required.*

## **MET 201 (3 credits)** **Engineering Mechanics**

An introduction to the analysis of the static and dynamic forces which govern the behavior of structures and machines. The analytic skills in vector mechanics established in this course are employed for the design of structural components and assemblies as well as machine elements such as cams, gears, and linkages.

*Prerequisites: MATH 137, MATH 141 and PHYS 113 (All with final grade of C or higher or instructor permission)*

*Co-requisite: PHYS 213*

## **MET 206 (3 credits)** **Fluid Mechanics**

A study of the effects of stationary and moving fluids as it relates to the analysis and design of mechanical systems. Topics involving the volume and energy transfer of a working fluid are utilized to demonstrate the problems commonly encountered in industry.

*Prerequisites: MATH 137, MATH 141 and PHYS 113 (All with a final grade of C or higher or instructor permission)*

*Co-requisite: MET 201 and PHYS 213*

## **MET 211 (3 credits)** **Production Design**

An introductory course in manufacturing engineering and lean production methods. Major topics include manufacturing processes, economics of production design, and design of manufacturing systems.

*Prerequisite: MET 176 (With a final grade of C or higher or instructor permission)*

*Corequisite: MET 216*

## **MET 216 (3 credits)** **Parametric Solid Modeling**

An intermediate computer-aided drafting course in three-dimensional, feature-based, parametric solid modeling with applications in the designing and detailing of mechanical components and assemblies. Applications include structured programming with practical applications in the creation and modification of solid models for complex parts, assemblies, and related engineering drawings.

*Prerequisite: MET 116 (With final grade of C or higher or instructor permission)*

**MET 261 (3 credits)**  
**Engineering Materials**

An introduction to the selection and utilization of engineering materials as they relate to their mechanical characteristics under various operating conditions. Material strength and failure criteria are utilized to identify design margins of safety for mechanical components.

*Prerequisites: MET 176, ENG 106, ENG 216, PHYS 113, and PHYS 213 (All with final grade of C or higher or instructor permission)*

**MET 266 (3 credits)**  
**Thermodynamics**

An introduction to the principles which govern the control and transformation of energy. These principles provide a concise description of the processes that are common to boiler, refrigeration, and related systems.

*Prerequisites: MET 206 and PHYS 213 (Both with final grade of C or higher or instructor permission)*

**MET 271 (3 credits)**  
**Machine Design**

A study of the design of machine elements such as gears, shafts, bearings, clutches, brakes, flywheels, and related assemblies. These concepts will be employed by the student through structural analysis of numerous machine elements.

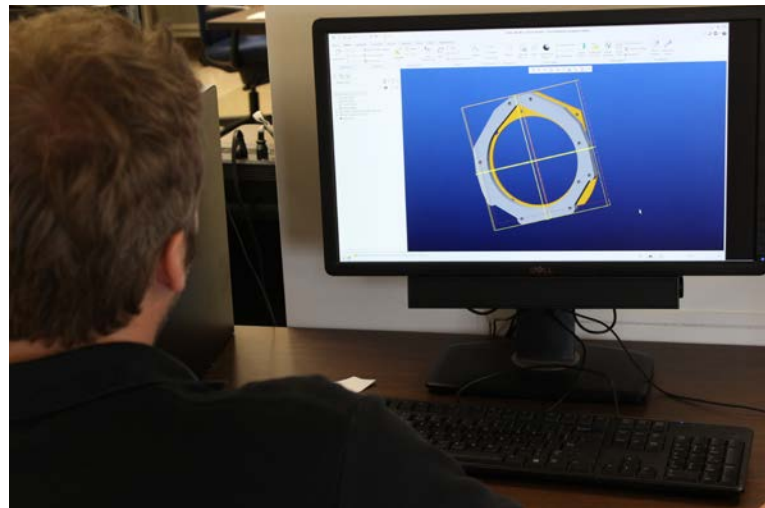
*Prerequisites: MET 201, MET 216, and PHYS 213 (All with final grade of C or higher or instructor permission)*

**MET 276 (3 credits)**  
**Engineering Seminar**

A review course for the fundamentals of manufacturing including engineering economics and special topics of engineering technology. This course also covers engineering internship projects, technical presentations, and preparation for SME certification examination.

*Prerequisites: MET 211 and MET 216 (Both with final grade of C or higher or instructor permission)*

*Co-requisites: MET 261, MET 266, and MET 271*



# Metals Fabrication & Welding

---

## What is Metals Fabrication and Welding Technology?

Metals Fabrication and Welding Technology provides the student with a working knowledge of the various tools, equipment, and modern techniques used in the metals fabrication, mechanical installation, and welding industries. The proper application of various layout, fabrication, and assembly techniques for specific designs in sheet metal, plate, structural metals and pipe will be stressed. Students will design, estimate, fabricate, and install projects relative to air handling systems and structural and miscellaneous fabricated systems. Proper and safe work habits must be developed due to the nature of the equipment necessary to be successful in the industry.

The understanding and mastery of layout techniques is an essential component for success in the metals fabrication and welding fields. Therefore, disciplines in the basic, parallel line, radial line, and triangulation methods of layout are covered. Also, instruction in blueprint reading relative to the manufacturing and construction industries will be required. Included are components in drafting, orthographic projection, and symbol interpretation. Gas metal arc, shielded metal arc, gas tungsten arc, oxy-acetylene, and flux core arc welding will be studied and practiced to allow students to obtain skills for a total understanding of fabricated projects from design through the final assembly processes.

Graduates of the Metals Fabrication and Welding Technology program are prepared to work in businesses and industries that design, build, and install products that have been fabricated from sheet, plate, and structural metals. Areas of employment include the following:

- HVAC sheet metal duct systems fabrication & installation
- Precision sheet metal layout and fabrication
- Welding
- Industrial maintenance/millwright
- Plate layout/fitter for industrial fabrication
- Mechanical systems estimator/project manager
- Fabrication machinery operator
- Equipment manufacturing and installation
- Structural steel and miscellaneous iron fabrication
- Automated cutting systems operation programming
- Sales - industrial equipment or contractor
- Shop/installation foreperson
- Fabrication of sanitary stainless-steel products
- Food and pharmaceutical processing applications
- Industrial ventilation fabrication and installation

## A Graduate of this Program Will be Able to:

- Demonstrate the ability to perform technical work related to welding, structural steel fabrication, sheet metal, and plate fabrication, applying OSHA and other applicable safety standards to work safely.
- Apply concepts of geometry, trigonometry, and physics to develop, to lay out, to fit, and to weld various fittings, structures, and systems associated with industrial and commercial metals fabrication.
- Identify and demonstrate correct use of various hand and power tools used in the fabrication industry.
- Demonstrate the ability to develop and interpret blueprints using accepted practices of orthographic projection.
- Determine set-up effectiveness of shop equipment and develop methods of manufacturing various products.
- Keep accurate records of project work, time expended, materials used, and costs incurred associated with a given job.
- Demonstrate a comprehension of business practices related to the metals fabrication industry.
- Estimate the costs associated with design, fabrication, and installation of various structural, sheet metal, or maintenance projects.
- Demonstrate basic oral communication skills, speak logically, and use various types of oral and written communication techniques to promote good business relationships, to develop leadership, and to establish good employer, customer, and employee relationships.
- Demonstrate competency in the simple, parallel line, radial line, and triangulation methods of layout to develop elbows, transitions, and tees in both round and rectangular forms.
- Understand industry standards of quality.
- Demonstrate the ability to choose the proper materials and fabrication and welding procedures for given projects.
- Be prepared to accept the challenges and responsibilities of the metals fabrication industry, knowing the full range of employment and advancement possibilities.

**Joseph Battle, Instructor**  
AAS: Thaddeus Stevens College of Technology

**Stacy Gillis, Instructor**  
AAS: Thaddeus Stevens College of Technology

**Jim Stewart, Instructor**  
BS: Franklin University  
AAS: Harrisburg Area Community College

**Christopher Unruh, Instructor**  
AAS: Thaddeus Stevens College of Technology



**Model Schedule For  
Metals Fabrication & Welding Technology**

<b>Semester 1</b>	
MFWT 106: Gas Metal Arc Welding/Plasma Arc Cutting	3
MFWT 111: Metals Fab I: Intro to Hand & Machine Processes	3
*MFWT 121: HVAC Duct Design and Fabrication	3
MFWT 126: Drafting Fundamentals	3
†MATH 137: Intermediate Algebra (or higher)	3
*CIS 105: Drawing with Auto Cad (must take before MFWT 222)	3
<b>Semester 2</b>	
*MFWT 153: Oxy-Acetylene Welding and Cutting /Flux Cored Arc Welding	3
*MFWT 161: Metals Fabrication II: Parallel Line Development Machine Processes	3
*MFWT 167: Industrial Applications I: Fabrication Blue Print Reading	2
MFWT 171: Materials of the Trade and Applied Metallurgy	2
*MATH 132: Elementary Geometry (or higher)	3
*See Physics Elective for Math Requirement	3
CIS 111: Intro to Computer Applications	3
<b>Semester 3</b>	
*MFWT 207: Shielded Metal Arc Welding	4
*MFWT 212: Metals Fabrication III: Triangulation Pattern Machine Processes	4
*MFWT 222: Industrial Applications II: CNC Applications and Estimating	4
*Physics Elective: PHYS 101, PHYS 106, PHYS 113, or PHYS 213 (must take MATH 141 for PHYS 113 or PHYS 213)	3
ENG 106: English Composition	3
<b>Semester 4</b>	
*MFWT 257: Gas Tungsten Arc Welding	4
*MFWT 262: Metals Fabrication IV: Radial Design Development & Machine Processes	4
*MFWT 267: Industrial Applications III: Print Reading for Welding	4
*ENG 216: Technical Writing	3
Humanities Elective	3
<b>Additional General Education Requirements</b>	
HEAL 106 or HEAL 111	1
<b>TOTAL CREDITS</b>	<b>71</b>

\* Prerequisite or Co-requisite Required. See Course Description.

† Any Student who has taken pre-calculus (MATH 207) or calculus (MATH 213) instead of MATH 137 and MATH 132, must take an additional Gen-Ed elective in order to meet their Gen-Ed requirements.

# Metals Fabrication & Welding Technology (MFWT)

## **MFWT 106 (3 credits)**

### **Gas Metal Arc Welding/Plasma Arc Cutting**

Provides a thorough technical understanding of welding safety, gas metal arc welding fundamentals, gas metal arc equipment adjustments, metal transfer, and shielding gases. Provides training to develop the manual skill necessary to make high quality gas metal arc welds in all positions on mild steel from 1/16" to 3/8" thickness with single and multiple passes, using short circuit transfer.

## **MFWT 111 (3 credits)**

### **Metals Fabrication I: Introduction to Hand and Machine Processes**

Introduction to tools, materials, and equipment required to fabricate basic sheet metal projects. Students develop an understanding of seaming, hemming, and fastening techniques. Safety standards according to Occupational Safety and Health Administration (OSHA) are covered.

## **MFWT 121 (3 credits)**

### **HVAC Duct Design and Fabrication**

Teaches how to properly design and fabricate duct systems relative to low-pressure HVAC systems. Machinery, seaming, connecting, and basic layout techniques are covered. Course includes the interpretation of applicable Sheet Metal and Air Conditioning Contractors National Association (SMACNA) codes for duct construction.

*Prerequisite: MFWT 111*

## **MFWT 126 (3 credits)**

### **Drafting Fundamentals**

Introduction to drafting and sketching techniques. Major topics include geometric construction, drafting equipment, and orthographic projections. Mechanical drawing required.

## **MFWT 153 (2 credits)**

### **Oxy-Acetylene Welding and Cutting/Flux Cored Arc Welding**

Offers a technical understanding of Flux cored arc welding and oxy-acetylene welding, flame cutting, brazing fundamentals, and welding safety. Training for manual skill necessary to produce high quality welds on mild steel in all positions. Manual and mechanized flame cutting and brazing mild steel also included.

*Prerequisite: MFWT 111*

## **MFWT 161 (3 credits)**

### **Metals Fabrication II: Parallel Line Development and Machine Processes**

Instruction in the use of precision measuring tools and saws. Use of parallel line method of pattern development for fabrication of elbows, tees, and offsets using sheet metal, pipe, and plate materials are covered.

*Prerequisite: MFWT 111*

## **MFWT 167 (2 credits)**

### **Industrial Applications I: Fabrication Blueprint Reading**

Discusses the equipment used in the various fabrication and welding trades, such as sheet and plate products plus structures, tubing, pipe, and the various alloys of steel, aluminum and stainless steel. Included is the application of metals for industrial, commercial, and manufacturing design.

*Prerequisite: MFWT 111*

## **MFWT 171 (2 credits)**

### **Materials of the Trade and Applied Metallurgy**

Covers the common materials, designations, and methods of measurement used in the various fabrication and welding trades. Sheet and plate products plus structures, tubing, pipe, and the various alloys of steel, aluminum, and stainless steel are discussed.

## **MFWT 207 (4 credits)**

### **Shielded Metal Arc Welding**

Provides students with a thorough technical understanding of shielded metal arc welding fundamentals, welding safety, welding machines, and electrode classifications and selections. It also provides training to develop the manual skill necessary to produce high quality shielded metal arc welds in all positions on mild steel from 16 gage to 1" plate with single and multiple passes. The welding process using mild steel electrodes with low hydrogen and iron powder flux coatings while using AC and DC power sources is covered.

*Prerequisite: MFWT 106*

## **MFWT 212 (4 credits)**

### **Metals Fabrication III: Triangulation Pattern**

Developmental and advanced machine processes designed to introduce students to the triangulation method of pattern development. Using this discipline of pattern development, students design, lay out, and fabricate transitions, Y-branches and other irregular fittings related to sheet metal, piping, and miscellaneous plate fabrication according to job specifications. Students also learn advanced machinery set-up techniques relative to the fabrication of components designed using this layout process. Instruction in the use of precision measuring tools, iron workers, press brakes, and saws are also major topics covered.

*Prerequisites: MFWT 111 and MFWT 161*

**MFWT 222 (4 credits)**  
**Industrial Applications II: CNC Applications and Estimating**

The major objective of this course is to introduce students to aspects of programming and utilizing computer-controlled plasma and oxy-fuel cutting systems. Students use AutoCAD® and MTC ProNest software packages to produce duct, weldment, and miscellaneous profile parts from blueprints, sketches, and field measurements. Programmed parts are then nested and cut on given sheet or plate sizes using state-of-the-art computer numerical control (CNC) systems or plasma cutting system. Layout techniques previously learned for profile programming jobs are utilized. Other topics covered in this course are project management and estimating.

*Prerequisites: MFWT 161 and CIS 105*

**MFWT 257 (4 credits)**  
**Gas Tungsten Arc Welding**

Provides students with a thorough understanding of gas tungsten arc welding fundamentals, arc characteristics, and welding safety. It provides training to develop the manual skill necessary to make high quality gas tungsten arc welds in all positions on 16- and 11-gage mild steel, 16- and 11-gage aluminum, also 16-gage stainless steel using both alternating and direct current. In addition, material is presented on the weld characteristics of carbon steel, stainless steel, and aluminum. The use of abrasives and other clean-up techniques to produce quality USDA and FDA finishes is covered. Instruction on the use of purging is also given.

*Prerequisite: MFWT 106*

**MFWT 262 (4 credits)**  
**Metals Fabrication IV: Radial Design Development and Machine Processes**


This course is designed to instruct students in the use of the radial line method of pattern development. Students lay out and fabricate various sheet metal and plate fittings such as cones, reducers, and take-off branches using this technique. Fittings are then welded using processes previously learned.

*Prerequisite: MFWT 111*

**MFWT 267 (4 credits)**  
**Industrial Applications III: Print Reading for Welding/ Field Equipment and Rigging**

Selected on- and off-campus projects are utilized to reinforce previous instruction. Opportunity to study and to evaluate projects to learn various aspects of industry. Applicable codes and standards are used to ensure proper design and applications of materials and processes are covered. Also included are the interpretation of welding blueprints and applications in field equipment and rigging.

*Prerequisite: MFWT 167*



# Plumbing Technology

---

## What is Plumbing Technology?

Students in the Plumbing Technology program learn how to design, install, and repair residential and commercial plumbing systems and hydronic heating systems. Some of the skills acquired are joining different types of piping materials, reading blueprints, and installing and repairing boilers, plumbing fixtures, faucets, and water heaters.

Employment opportunities in the plumbing and pipe-fitting industries include the installation of plumbing and heating systems in new buildings and the installation and maintenance of plumbing, heating, and piping systems for industries, public utilities, or government agencies. Self-employment is another option. Many graduates become self-employed plumbers after completing their apprenticeships.

## A Graduate of this Program Will be Able to:

- Apply safety principles and demonstrate good work habits in the trade.
- Use the hand and power tools of the trade.
- Identify piping materials and install them using proper connections.
- Use and apply trade terms and technical data.
- Read and interpret blueprints, specifications, and codes as they apply to the trade.
- Lay out, estimate, calculate, and use mathematical skills as required in the trade.
- Install, maintain, and repair plumbing, heating, and mechanical systems and equipment.
- Keep abreast of new developments in the field.
- Demonstrate the ability to write letters of application, memos, work orders, reports, and apply communication skills in the world of work.

**Kemon Papadimitriou, Instructor**  
AAS: Thaddeus Stevens College of Technology

**Vincent J. Skimski, Instructor**  
Master Plumber  
Member of the City of Reading, PA Plumbing Board  
American Society for Sanitary Engineering (ASSE): certified  
back flow tester  
Torch brazing procedure for  
medical gas installation certificate  
Gastite, TracPipe, and Perfection Permasert piping  
applications certificates  
ICC Plumbing Inspector  
PA State competency certified  
Spears ASME certified PVC solvent weld pipe  
Uponor PEX certified



## Model Schedule For Plumbing Technology

### Semester 1

PLBG 106: The Plumbing Trade	1
PLBG 111: Plumbing Design I: Introduction to Plumbing Systems	2
PLBG 115: Plumbing Installation I (a) Plumbing Materials	4
PLBG 120: Plumbing Installation I (b) Plumbing Tools	3
PLBG 121: Construction Blueprint Reading	2
†^MATH 126: Technical Math I (or higher)	3
ENG 106: English Composition	3
HEAL 111: Basic First Aid	1

### Semester 2

*PLBG 156: Plumbing Design II: Blueprint Reading	3
*PLBG 170: Plumbing Installation II (a) Underground/Aboveground Rough In	3
*PLBG 175: Plumbing Installation II (b) Fixture Installation	2
*PLBG 166: Plumbing Service I: Introduction to Plumbing Service	2
*MATH Elective: MATH 136 Technical Math II (or higher) OR *MATH 132: Elementary Geometry (or higher)	3
CIS 111: Intro to Computer Applications	3

### Semester 3

*PLBG 206: Plumbing Design III: Plumbing Codes	2
*PLBG 211: Plumbing Installation III	4
*PLBG 216: Plumbing Installation IV: Commercial Plumbing Installation	3
*PLBG 221: Plumbing Service II: Advanced Plumbing Services	1
Science Elective	3
BUSN 106: Small Business Management	3

### Semester 4

*PLBG 256: Plumbing Design IV: Designing Hydronic Heating Systems	3
*PLBG 261: Plumbing Installation V: Installing Hydronic Heating Systems	4
*PLBG 266: Plumbing Service III: Servicing Hydronic Heating Systems	2
*PLBG 271: Plumbing Installation VI	2
General Studies Elective	3
Humanities Elective	3

**TOTAL CREDITS** 68

\* Prerequisite or Co-requisite Required. See Course Description.

† Any Student who has taken pre-calculus (MATH 207) or calculus (MATH 213) instead of MATH 126 and MATH 136 (or MATH 132), must take an additional Gen-Ed elective in order to meet their Gen-Ed requirements.

^ Minimum Grade Required. See Course Description.



# Plumbing Technology (PLBG)

## **PLBG 106 (1 credit)** **The Plumbing Trade**

Prepares students for their role in the Plumbing Technology program at Thaddeus Stevens College and for their future in the field. Examines organizational skills, safe work habits, and proper work attitude. Surveys the history of plumbing while also offering an examination of job opportunities and an analysis of steps in career progressions.

## **PLBG 111 (2 credits)** **Plumbing Design I: Introduction to Plumbing Systems**

Study of potable water, methods of sewage disposal, components of plumbing systems, and basic physics as related to plumbing.

## **PLBG 115 (4 credits)** **Plumbing Installation I(a): Plumbing Materials**

Familiarizes students with the proper selection and use of all the materials (cast iron, steel, copper, plastics, and others) of the plumbing and pipefitting trades.

## **PLBG 120 (3 credits)** **Plumbing Installation I(b): Plumbing Tools**

Familiarizes students with the proper selection and use of all the basic tools (hand tools, power tools, and torches) of the plumbing and pipefitting trades, including measurement and other applied math.

## **PLBG 121 (2 credits)** **Construction Blueprint Reading**

Introduces students to construction prints and documents. Basic drawing symbols and line forms are explained, and the course covers the use of basic drawing tools, dimensioning, and single line pipe drawing methods and practices.

## **PLBG 156 (3 credits)** **Plumbing Design II: Blueprint Reading**

Focus on residential piping system design. Skills covered include the following: designing systems; reading blueprints; making orthographic and isometric pipe sketches and drawings; sizing potable water systems; sizing DWV systems; and sizing natural gas systems.

*Prerequisite: PLBG 121*

## **PLBG 166 (2 CREDITS)** **Plumbing Service I: Introduction To Plumbing Service**

Focuses on the selection and use of tools and procedures for servicing and repairing plumbing systems. Skills include troubleshooting and repairing faucets and valve, leaking pipes, clogged drains, and toilets.

*Prerequisite: PLBG 170 and PLBG 175*

## **PLBG 170 (3 credits)** **Plumbing Installation II(a): Underground And Aboveground Rough-In**

Introduces the student to the installation of residential potable and DWV (drainage, waste, and vent) piping systems and the support of those systems.

*Prerequisites: PLBG 111, PLBG 115, and PLBG 120*

## **PLBG 175 (2 credits)** **Plumbing Installation II(b): Fixture Installation**

Introduces the student to bathroom and kitchen fixtures and water heaters. Discusses the installation of residential piping systems, bathroom/kitchen fixtures, and water heaters.

*Prerequisites: PLBG 111, PLBG 115, and PLBG 120*

## **PLBG 206 (2 credits)** **Plumbing Design III: Plumbing Codes**

By examining the 2019 International Plumbing Code, this course prepares students to design, install, and maintain plumbing systems in compliance with this statewide code. The course features the proper use of materials and fittings, correct venting, methods for testing plumbing systems, and the sizing of potable water, drainage waste and vent, storm water drainage, and natural gas piping systems.

*Prerequisites: PLBG 156, PLBG 170, and PLBG 175*

## **PLBG 211 (4 credits)** **Plumbing Installation III**

An advanced residential plumbing course that is basically concerned with the plumbing of the housing project. Shop practice is made available as needed, but most instruction occurs at the housing project.

*Prerequisite: PLBG 206*

## **PLBG 216 (3 credits)** **Plumbing Installation IV: Commercial Plumbing Installation**

Covers the design and installation of compressed air piping systems, storm water drainage systems, specification fittings and fixtures, and commercial sanitary drainage and venting, and potable water systems. Students learn to read commercial blueprints and to acquire information from specification literature, applying this information in developing the capstone project, a complete and functioning commercial toilet room facility.

*Prerequisite: PLBG 115 and 120*

## **PLBG 221 (1 credit)** **Plumbing Service II: Advanced Plumbing Services**

An extension of PLBG 166. Covers the tools and procedures to repair flushometer valves, water heaters, frozen pipes, water hammer, and backflow.

*Prerequisite: PLBG 166*

**PLBG 256 (3 credits)**  
**Plumbing Design IV: Designing Hydronic Heating Systems**

Designing and sizing hydronic heating systems is taught. Includes the calculation of heat loss.

*Prerequisite: PLBG 156*

**PLBG 261 (4 credits)**  
**Plumbing Installation V: Installing Hydronic Heating Systems**

Students learn the proper installation of residential and commercial hot water heating systems.

*Prerequisite: PLBG 115 and 120*

**PLBG 266 (2 credits)**  
**Plumbing Service III: Servicing Hydronic Heating Systems**

Heating service, including repair of hot water circulation problems, combustion testing, oil burner, and gas burner repair, boiler clean-up, and system troubleshooting are covered.

*Prerequisite: PLBG 115 and 120*

**PLBG 271 (2 credits)**  
**Plumbing Installation VI**

Includes hands-on experience and training in the installation of plumbing fixtures, appliances, and the finished piping in a permanent structure. Work is done on the housing project and other appropriate projects around the campus.

*Prerequisite: PLBG 211*



# Residential Remodeling Technology

---

## What is Residential Remodeling Technology?

Residential Remodeling has become an essential part of the construction industry. Remodelers add living space to existing homes and retrofit homes to modern conveniences and updated building codes. Remodeling can be done not only for cosmetic purposes but also for structural reasons, as well as to increase the energy efficiency of older homes.

Jobs available in the residential remodeling field include but are not limited to carpenters; painters; drywall and ceiling tile installers; roofers; woodworkers; kitchen and bath remodelers; siding, roofing, and aluminum installers; and flooring specialists.

Upon graduation, students of the Residential Remodeling Technology program will have a number of different opportunities available. In addition to working in their field, graduates will also have the chance to continue their education in areas such as project management, technical education, residential designer, vv, and structural engineering degrees. Advanced opportunities as crew leaders, supervisors, assistant supervisors, superintendents and small business owners may also be possible for graduates of the program.

## A Graduate of this Program Will be Able to:

- Understand the history of residential buildings in the 20th and 21st centuries.
- Demonstrate basic carpentry woodworking skills.
- Demonstrate successful use of basic and advanced tools of the profession.
- Read blueprints to lay out projects necessary to complete tasks.
- Calculate material quantities and estimate time allowances for projects using mathematical skills required in the profession.
- Apply remodeling skills necessary for interior, exterior, kitchen, and bathroom projects.
- Operate masonry tools and equipment safely and effectively.
- Complete basic masonry repairs.
- Identify and rectify basic plumbing problems in an existing dwelling.
- Troubleshoot basic electrical circuits found in a dwelling.
- Practice safety in the lab and on-site environments.
- Demonstrate a strong work ethic and the ability to work both independently and as a contributing member of a team.
- Stay current with any new technology or codes related to remodeling.

**Loren Bishop, Instructor**  
 BS: Eastern University  
 OSHA Certified Outreach Instructor

**Charles T. Byers, Associate Professor**  
 AAS: Thaddeus Stevens College of Technology  
 FHA/VA Certificate Builder  
 NCCER Certified Instructor Carpentry Level 4  
 OSHA Certified Outreach Instructor



**Model Schedule For  
 Residential Remodeling Technology**

**Semester 1**

RMDL 106: Hand Tools and Power Tools	3
RMDL 111: Building Materials	3
CARP 157: Floor, Wall, and Ceiling Framing	3
CARP 182: Blueprinting Reading	3
†MATH 126: Technical Math I (or higher)	3
ENG 106: English Composition	3

**Semester 2**

CARP 116: Building Site and Foundations	3
CARP 161: Stair Construction and Remodeling	2
CARP 166: Roofing and Exterior Finishes	3
CARP 177: Exterior and Interior Finishes	3
*CIS 111: Intro to Computer Application (must take before RMDL 215)	3
*MATH 132: Elementary Geometry (or higher)	3

**Semester 3**

*RMDL 205: Remodeling Drafting & Design	2
*RMDL 210: Demolition & Stabilization	2
*RMDL 215: Estimating & Scheduling	2
RMDL 220: Remodeling Electro-Mechanical Systems	3
*RMDL 250: Insulation and Weatherization	2
Science Elective	3
BUSN 106: Small Business Management	3

**Semester 4**

CARP 272: Site Work and Foundations II	2
*RMDL 260: Kitchen & Bath Remodeling	3
*RMDL 270: Advanced Interior Finishes	3
*RMDL 280: Advanced Exterior Finishes	3
*ENG 216: Technical Writing OR ENG 221: Public Speaking	3
Humanities Elective	3

**Additional General Education Requirements**

HEAL 106 or HEAL 111	1
----------------------	---

**TOTAL CREDITS** 70

\* Prerequisite or Co-requisite Required. See Course Description.

† Any Student who has taken pre-calculus (MATH 207) or calculus (MATH 213) instead of MATH 126 and MATH 132, must take an additional Gen-Ed elective in order to meet their Gen-Ed requirements.

^ Minimum Grade Required. See Course Description.

# Residential Remodeling Technology (RMDL)

## **RMDL 106 (3 credits)**

### **Hand Tools and Power Tools**

This course is a general introduction to the basic tools that are used by a carpenter with an emphasis on safety, proper usage and procedures, and various applications that are most commonly used in the carpentry trades.

## **RMDL 111 (3 credits)**

### **Building Materials**

This course covers the wide range of building materials used in carpentry, from the many different types of wood products used to the newest technology of steel framing. Proper procedures for estimating these building materials to the variety of fastening methods are also covered. Building anatomy from the 1940s and prior up to and including present is discussed.

## **CARP 116 (3 credits)**

### **Building Site and Foundations**

In this course, students learn how to set up and operate the transit level and laser level. Building layout and excavation of residential construction will be explained, with particular emphasis on building stake-off. Types of footers, foundations, and concrete forming are also explored. Students will be challenged to practice proper building site layout, constructing concrete stair and sidewalk forms, and installing the form-a-drain system.

## **CARP 182 (3 credits)**

### **Blueprint Reading**

In this course students will learn the proper techniques necessary to dissect a set of residential blueprints and develop a broad understanding of the language of construction drawings. We will also become involved in duplicating, through the process of mechanical architectural drafting, a few select detailed residential section drawings, with each having different drafting scales.

## **CARP 157 (3 credits)**

### **Floor, Wall, and Ceiling Framing**

With a strong emphasis on platform framing, students will examine and demonstrate the proper methods of constructing subfloors, walls, and ceilings in the framework of residential and light commercial construction. This includes discussing the basic components and construction methods of light-gauge steel framing.

## **CARP 161 (2 credits)**

### **Stair Construction and Remodeling**

Students learn the different types of stairways and all parts pertaining to them. They also learn how to calculate, lay out, and construct stairway stringers with their proper landings, risers, treads, and railings.

## **CARP 166 (3 credits)**

### **Roofing and Exterior Finishes**

The different types of roof systems and all the material members that are involved in the different roof types are discussed. Students learn theoretically how to calculate rafters to fit their proper situations and practice laying out and cutting common and hip rafters. In addition, students are introduced to various exterior finishing with a focus on vinyl siding.

## **CARP 177 (3 credits)**

### **Exterior and Interior Finishes**

In this course, students will study and practice installing various types of exterior and interior finish material for residential construction. For exterior finish, we will give special attention to the proper installation procedures for roofing; siding; soffit; windows and doors; and aluminum trim. For interior finish, strong emphasis is placed on proper techniques for hanging drywall; installing prehung doors and door trim; applying trim around a window unit; and other common trim materials.

*Minimum grade of "C" required*

## **RMDL 205 (2 credits)**

### **Remodeling Drafting and Design**

This course covers the principles of drafting and design for remodeling purposes. Particular emphasis will be placed on documenting the existing structure where it meets the new construction, including kitchens, baths, utilities, and all mechanicals. Students will create sketches and working drawings that follow design constraints and a systematic renovation sequence.

*Prerequisite: CARP 182*

## **RMDL 210 (2 credits)**

### **Demolition and Stabilization**

This course covers the principles of proper techniques used for demolition and stabilizing structures during the remodeling process. It covers the safe use of tools and equipment and salvaging existing materials for reuse.

*Prerequisite: CARP 157*

## **RMDL 215 (2 credits)**

### **Estimating and Scheduling**

This course covers the principles of fundamental estimating and scheduling skills. Microsoft Excel® is used to establish estimating and scheduling procedures associated with a remodeling project. Cross-disciplinary estimating and inspection processes that will be necessary during the project are both addressed.

*Prerequisites: RMDL 111 and CIS 111*

**RMDL 220 (3 credits)**  
**Remodeling Electro-Mechanical Systems**

This course provides a general introduction to electro-mechanical systems in a residential structure and how to modify these systems during the renovation process. Students learn how to safely and properly re-route basic electrical, plumbing, and HVAC ducts that are regularly encountered when remodeling a building. Emphasis is placed on when the scope of the work requires a sub-contractor to perform the work.

**RMDL 250 (2 credits)**  
**Installation and Weatherization**

This course covers the various types of products for reducing building heat loss by infiltration and conduction and the use of insulation used for noise and fire protection. Types of ventilation baffles, vapor barriers, infiltration barriers, and types of insulation are covered. Students perform installation of insulation materials for walls, ceilings, floors, and fire stop applications.

*Prerequisites: CARP 177 and RMDL 220*

**RMDL 260 (3 credits)**  
**Kitchen and Bath Remodeling**

This course covers the details and techniques used for residential remodeling and restoration of kitchens and baths. Students are exposed to a wide variety of products and the appropriate match for existing conditions. Emphasis is on the demolition of existing space and the acceptable design of the new space.

*Prerequisite: RMDL 250*

**RMDL 270 (3 credits)**  
**Advanced Interior Finishes**

This course covers the details and applications of various interior painting and finishing and materials integrated to match renovation work with the existing building. The proper wood types and species, finishing methods, and applications are utilized. Details of interior pre-hung doors, window stools, extension jambs, and casing are covered. Students perform the installation of a complete custom interior trim package.

*Prerequisite: CARP 177*

**CARP 272 (2 credits)**  
**Site Work and Foundations II**

Covers the details associated with site preparation and foundation inspections for a new building. Specifics are for lot size, set back, right of way, and building location. Work includes using various instruments for batter board installations, excavation of foundation, locating footer elevation, and forming and pouring footers. Locating, forming, and pouring of sidewalks and exterior porches.

**RMDL 280 (3 credits)**  
**Advanced Exterior Finishes**

This course covers the principles and practices of exterior finishes including roofing, siding, and aluminum trim applications.

*Prerequisite: CARP 166*



# Water & Environmental Technology

---

## What is Water and Environmental Technology?

The Pennsylvania Department of Environmental Protection requires that operators of drinking water and wastewater treatment facilities are certified. Certification is obtained through a combination of exams and operating systems. The completion of an approved associate degree program significantly reduces the number of years of operating experience required for certification. Students in the Water and Environmental Technology program gain the knowledge, skills, and abilities necessary for successful completion of Department of Environmental Protection examinations.

Courses in the Water and Environmental Technology program are designed to meet the knowledge, skills, and ability requirements tested on the Pennsylvania Department of Environmental Protection certification exams. This will include courses covering topics such as water and wastewater treatment; water distribution and wastewater conveyance systems; geographical information systems (GIS); equipment maintenance; solids handling; basic electricity; plant administration; and rules and regulations.

## A Graduate of this Program Will be Able to:

- Describe the major processes, equipment, instrumentation, laws, and regulations associated with the collection and treatment of wastewater.
- Describe the major processes, equipment, instrumentation, laws, and regulations associated with the conveyance and treatment of potable water.
- Perform water and wastewater calculations involving flow, volume, surface area, disinfection, solids removal, retention time, and chemical feed rates.
- Analyze and improve operational procedures at water treatment and wastewater treatment facilities.
- Prepare, analyze, interpret, and report results of water and wastewater sample testing.
- Maintain a safe working environment as outlined by federal and state regulations.
- Describe the Safe Water Drinking Act and its implementation.
- Identify and describe the common diseases associated with water supply and sewage.
- Demonstrate the monitoring duties of water treatment operators.
- Describe the areas of safety to be considered in water treatment, storage, and laboratory testing.
- Describe the operation, components, and troubleshooting procedures for motors and electrical circuits.
- Determine and employ optimization strategies for water treatment and wastewater treatment processes and treatment facilities.

**Shannon Butler, Instructor**  
 B.A. Biology - Arcadia University  
 M.S. Pennsylvania State University

**Heath A. Edelman PE, Associate Professor**  
 B.S. Pennsylvania State University  
 M.S. University of New Haven  
 Licensed Professional Engineer  
 PA Certified Wastewater Operator  
 PA Certified Water Operator  
 Certified Hazardous Material Manager



**Model Schedule For  
 Water & Environmental Technology**

<b>Semester 1</b>	
WET 111: Drinking Water Distribution	3
WET 116: Water Resources	4
WET 156: Drinking Water I	4
†MATH 137: Intermediate Algebra (or higher)	3
ENG 106: English Composition	3
<b>Semester 2</b>	
WET 106: Wastewater Collection	3
WET 121: Safety, Health, and Security	2
WET 161: Wastewater I	4
WET 166: Administration/Rules & Regulations	3
*MATH 132: Elementary Geometry OR	
MATH 150: Elements of Statistics (or higher)	3
CHEM 100 – Conceptual Chemistry	3
<b>Semester 3</b>	
*WET 206: Wastewater II	5
WET 211: Print Reading/Geographical Information Systems (GIS)	3
*WET 216: Industrial Waste	3
BIO 210: General Biology I OR	
SCI 107 Environmental Sciences OR	
PHY 106 Physics for Everyday Life	3 or 4
CIS 111: Intro to Computer Applications	3
<b>Semester 4</b>	
*WET 256: Drinking Water II	4
*WET 261: Advanced Wastewater and Solids Handling	4
WET 268: Equipment & Systems O&M	4
*ENG 216: Technical Writing OR	
ENG 221: Public Speaking	3
Humanities Elective	3
<b>Additional General Education Requirements</b>	
HEAL 106 or HEAL 111	1
<b>TOTAL CREDITS</b>	<b>70 or 71</b>

\* Prerequisite or Co-requisite Required. See Course Description.

† Any Student who has taken pre-calculus (MATH 207) or calculus (MATH 213) instead of MATH 137 and MATH 132 (or MATH 150), must take an additional Gen-Ed elective in order to meet their Gen-Ed requirements.



# Water and Environmental Technology (WET)

## **WET 106 (3 credits)** **Wastewater Collection**

This course provides students with an introduction to the practical aspects of operating and maintaining wastewater collection systems with a focus on the knowledge and skills operators need to identify collection system problems and select appropriate methods to solve them. Students learn the components and typical layouts of collection systems and are introduced to safety procedures for construction, inspection, and testing of sewers and the inspection of manholes and underground construction and repair. Students learn the basics of closed-circuit television inspections, clearing stoppages, cleaning sewers, and controlling roots, grease, odors, and corrosion in collection systems, and learn to solve arithmetic problems relating to the operation and maintenance of wastewater collection systems.

## **WET 111 (3 credits)** **Drinking Water Distribution**

Students learn about the practical aspects of operating and maintaining water distribution systems, emphasizing safe practices and procedures, including the role and duties of water distribution system operators, procedures for operating and maintaining clear wells and storage tanks, and components and characteristics of distribution system facilities. The course covers the basics of operating and maintaining distribution systems, maintaining water quality in the system, disinfecting new and repaired facilities as well as water delivered to consumers. Techniques for recognizing hazards and developing safe procedures and programs is also taught.

## **WET 116 (4 Credits)** **Water Resources**

Introducing students to topics such as the properties of water, water resources management, sources of water, management of storm water, and water quantity and quality requirements, this course provides an understanding of the characteristics of surface water and groundwater sources and examines the impact of urbanization on runoff. Students discuss the relationship between the hydrological cycle and the treatment of water and wastewater and gain hands-on experience through laboratory exercises, case studies, and field trips, as appropriate.

## **WET 121 (2 credits)** **Safety, Health, and Security**

An introduction to safety, health, and security procedures to address the hazards and risks associated with operating and maintaining water and wastewater systems. Students learn about industry-accepted safety practices to provide the workforce with a safe working environment. Students learn to identify and predict hazards in the work environment and learn proper use of personal protective equipment. The biological and chemical hazards associated with operating treatment facilities is also covered. Students are introduced to safety and emergency preparedness and the importance of coordinating activities with other agencies.

## **WET 156 (4 credits)** **Drinking Water I**

An introduction to the equipment and processes used in the treatment of drinking water, the course introduces students to different sources of water, reservoir management, and intake structures. Students learn how to safely operate and maintain coagulation, flocculation, sedimentation, filtration, and disinfection processes. Topics such as the control of tastes and odors in drinking water, the Lead and Copper Rule, and solving arithmetic problems related to water treatment plant operations are also covered. Students are introduced to daily operating procedures, regulation of flows, chemical use and handling, records and reports, plant maintenance, safety and security, emergency conditions and procedures, handling complaints, and energy conservation.

## **WET 161 (4 credits)** **Wastewater I**

The course serves as an introduction to the equipment and processes used in the treatment of wastewater. Students are introduced to the different components of wastewater treatment facilities, including racks and screens, grit removal, sedimentation and floatation, trickling filters, rotating biological contactors, activated sludge, wastewater stabilization ponds, and disinfection. Topics such as why we treat wastewater, the duties of a wastewater treatment plant operator, and NPDES permits are also introduced.

## **WET 166 (3 credits)** **Administration/Rules and Regulations**

Covering the major areas of responsibility of a utility manager, the course also includes the legal requirements of federal legislation such as the Americans with Disabilities Act (ADA), the importance of developing policies and procedures for dealing with harassment, grievances, and violence in the workplace. Students also discuss the financial management of a utility, including assessing the financial strength and stability of the utility, budgeting, and funding capital improvements. Finally, the course introduces students to the Pennsylvania Department of Environmental Protection regulations governing water and wastewater treatment facilities.

## **WET 206 (5 credits)** **Wastewater II**

Building upon the topics covered in WET 161, the course covers conventional and modified activated sludge processes, processes used for the removal of phosphorus and nitrogen, coagulation and filtration, and membrane bioreactors. Students will perform laboratory procedures and chemistry, analysis and presentation of data, and records and report writing. Operators also learn to analyze and solve operational problems and to perform mathematical calculations relating to wastewater treatment process control. A laboratory component will allow students to gain hands on experience..

*Prerequisite: WET 161 & MATH 137*

**WET 211 (3 credits)**  
**Print Reading/Geographical Information Systems (GIS)**

This course introduces students to blueprint reading, geographical information systems (GIS), and the types of blueprints students may expect to encounter working in the water and wastewater industries. This includes land development prints and water and wastewater treatment facility prints. The GIS portion of the course introduces students to GIS mapping as it relates to municipal services.

**WET 216 (3 credits)**  
**Industrial Waste**

Topics include the operation and maintenance of industrial wastewater treatment facilities, regulations governing industrial waste, types of industrial waste, operation and maintenance of flow measurement equipment, preliminary treatment processes, physical-chemical treatment processes, and physical treatment processes. Students are also introduced to the treatment of metal waste streams.

*Prerequisite: MATH 137*

**WET 256 (4 credits)**  
**Drinking Water II**

The course introduces students to the practical aspects of operating and maintaining water treatment plants. Topics covered include drinking water regulations (including the Safe Drinking Water Act), iron and manganese control, fluoridation, softening, trihalomethanes, demineralization, handling and disposal of process wastes, maintenance, instrumentation, and advanced laboratory procedures. A laboratory component allows students to gain hands-on experience.

*Prerequisite: WET 156*

**WET 261 (4 credits)**  
**Advanced Wastewater and Solids Handling**

Building upon the material covered in WET 161 and WET 206, the course covers the equipment and advanced treatment processes used for odor control, pure oxygen activated sludge treatment, solids removal from secondary effluents, residual solids management, enhanced biological control including nitrogen and phosphorus removal, and wastewater reclamation. Additional topics such as sludge types, characteristics, and quantities; sludge thickening using gravity thickeners, dissolved air flotation units, centrifuges and thermal conditioning as well as wet oxidation and elutriation; dewatering with pressure filtration (plate and frame, belt, vacuum), centrifuges and drying beds; volume reduction using composting, mechanical drying, incineration, and lagoons; and disposal methods for dewatered or liquid stabilized sludge are covered.

*Prerequisite: WET 206*

**WET 268 (4 credits)**  
**Equipment & Systems O&M**

The Equipment & Systems O&M course will provide students with an introduction to the operation and maintenance of water and wastewater treatment facilities. Electrical and hydraulic concepts will be applied to water industry equipment. Typical maintenance procedures for pumps, blowers and compressors, valves, gauges and thermometers, and alarms will be covered. Motor control systems for pumps and blowers will be covered. Students will be introduced to maintenance programs and asset management. Topics such as preventive maintenance, emergency repairs, and scheduled repairs will be covered. Students will be given the opportunity learn maintenance procedures in a laboratory setting. This will include developing some basic mechanical, electrical, and plumbing skills.



# Welding Technology

---

## What is Welding Technology?

The Welding Technology program provides the opportunity to develop the skills necessary to be a skilled entry-level welder in the welding industry. There is an increasing demand for welders in a variety of industries including light and heavy construction, automobile, aircraft, gas and oil, railroad, machinery and manufacturing industries. These skills are developed through theory and hands-on application into various welding specialties including blueprint reading and advanced computer-aided design; oxy-fuel welding and related processes; basic shielded metal arc welding; basic gas metal arc welding; and basic gas tungsten arc welding.

Students find employment in a wealth of industries related to construction, machinery, manufacturing oil and gas, and transportation industries. Graduates with entry-level certifications will find challenging jobs with opportunity for rapid advancement.

## A Graduate of this Program Will be Able to:

- Interpret welding blueprints
- Weld carbon steel, aluminum, and stainless steel with the oxy fuel welding process
- Weld carbon steel with the shielded metal arc welding process
- Weld carbon steel, aluminum, and stainless steel with the gas metal arc welding process
- Weld carbon steel, aluminum, and stainless steel with the gas tungsten arc welding process

**Andrea Biesecker, Instructor**  
AAS: Thaddeus Stevens College of Technology

**Michael Marino, Instructor**  
AAS: Thaddeus Stevens College of Technology

**Joshua Seitzer, Instructor**  
BA: Eastern University  
M.ED: Pennsylvania State University

**Jeffery Swoyer, Instructor**  
S.Ed: Temple University



## Model Schedule For Welding Technology

### Semester 1

WELD 105: Welding Blueprint Reading	2
WELD 110: Oxy-Fuel Welding and Related Processes	3
WELD 120: Shielded Metal Arc Welding I	3
WELD 150: Introduction to Safety	1
†^MATH 126: Technical Math I (or higher)	3
ENG 106: English Composition	3

### Semester 2

WELD 155: Gas Metal Arc Welding I	3
*WELD 160: Gas Metal Arc Welding II	3
WELD 165: Gas Tungsten Arc Welding I	3
*WELD 170: Gas Tungsten Arc Welding II	3
*MATH 136: Technical Math II (or higher)	3
*ENG 216: Technical Report Writing	3

### Semester 3

*WELD 205: Flux-Cored and Submerged Arc Welding	3
*WELD 220: Shielded Metal Arc Welding II	3
WELD 225: Metallurgy	3
*WELD 230: Special Welding Processes	3
CIS 105: Drawing with Auto Cad	3
Science : Elective	3
HEAL Elective : HEAL 106 OR HEAL 111	1

### Semester 4

*WELD 260: Gas Metal Arc Welding III	3
*WELD 270: Gas Tungsten Arc Welding III	3
*WELD 275: Pipe Welding	3
*WELD 280: Non-Destructive Testing	3
Humanities Elective	3
General Studies Elective	3

**TOTAL CREDITS** **70**

\* Prerequisite or Co-requisite Required. See Course Description.

† Any Student who has taken pre-calculus (MATH 207) or calculus (MATH 213) instead of MATH 126 and MATH 136, must take an additional Gen-Ed elective in order to meet their Gen-Ed requirements.

^ Minimum Grade Required. See Course Description.

# Welding Technology (WELD)

## **WELD 105 (2 credits)**

### **Welding Blueprint Reading**

A study of industrial blueprints. Emphasis on terminology, symbols, graphic description, and welding processes, including systems of measurement and industry standards. Interpretation of plans and drawings used by industry.

## **WELD 110 (3 credits)**

### **Oxy-Fuel Welding and Related Processes**

Provides technical information and hands-on experience in flat, horizontal, vertical, and overhead positions using oxy-fuel welding and cutting processes. Topics include rod sizes, common flaws, types of welds, brazing operations, and joint designs.

## **WELD 120 (3 credits)**

### **Shielded Metal Arc Welding 1**

This course develops skills in shielded metal arc welding. Students will learn applications, set-ups, operations, and troubleshooting of these processes. Significant hands-on practice is provided.

## **WELD 150 (1 credit)**

### **Introduction to Safety**

This course provides the fundamentals of safety in conducting welding operations and provides safety training using Organization Safety Health Administration (OSHA) standards that apply to the programs of study at Thaddeus Stevens College of Technology. The training received covers all topic areas required by the OSHA Outreach Training Program for industry recognized ten hour certification in General Industry Safety.

## **WELD 155 (3 credits)**

### **Gas Metal Arc Welding**

This course develops skills in gas metal arc welding (GMAW). Students will learn applications, set-ups, operations, and troubleshooting of these processes. Significant hands-on practice is provided.

## **WELD 160 (3 credits)**

### **Gas Metal Arc Welding 2**

This course further develops skills in gas metal arc welding (GMAW). Students will learn applications, set-ups, operations, and troubleshooting of these processes. Significant hands-on practice is provided.

*Prerequisite WELD 155*

## **WELD 165 (3 credits)**

### **Gas Tungsten Arc Welding**

The course develops skills in gas tungsten arc welding (GTAW). Students will learn applications, set-ups, operations, and troubleshooting of these processes. Significant hands-on practice is provided.

## **WELD 170 (3 credits)**

### **Gas Tungsten Arc Welding 2**

The course develops skills in gas tungsten arc welding (GTAW). Students will learn applications, set-ups, operations, and troubleshooting of these processes. Significant hands-on practice is provided in advanced skills.

*Prerequisite WELD 165*

## **WELD 205 (3 credits)**

### **Flux-Cored and Submerged Arc Welding**

This course is an advanced welding application and examines safety, set-up, wire identification, current, shielding gases, operations and troubleshooting techniques of the process. Significant hands-on application designed to provide training in advancement of welding skills using the FCAW and SAW on carbon steels using small and large diameter flux-cored electrodes in all positions on fillet and groove welds.

*Prerequisites: WELD 155 and WELD 160*

## **WELD 220 (3 credits)**

### **Shielded Metal Arc Welding 2**

This course is an advanced welding application and examines safety, current selection, electrode identification, welding methods, operations, and troubleshooting techniques of the process. Significant hands-on application designed to provide training in advancement of welding skills on carbon and stainless steels using various electrodes in all positions on fillet and groove welds.

*Prerequisite: WELD 120*

## **WELD 225 (3 credits)**

### **Metallurgy**

This course develops the understanding of physical characteristics and mechanical properties of metals for welding application. This course is designed to provide training in identifying base metals and selection of weld filler metals and understand how welding heat affects base metals during the welding process.

## **WELD 230 (3 credits)**

### **Special Welding Processes**

Significant hands-on application designed to provide training in advancement of welding skills using the submerged arc welding (SAW), stud welding, and tube welding processes on carbon and stainless steels using specialized equipment in various positions.

*Prerequisites: WELD 155 and WELD 165*

**WELD 260 (3 credits)**  
**Gas Metal Arc Welding 3**

This course is an advanced welding application and examines safety, set-up, wire identification, current, shielding gases, operations and troubleshooting techniques of the process. Significant hands-on application designed to provide training in development of welding skills on aluminum, carbon and stainless steels on all positions on fillet and groove welds.  
*Prerequisites: WELD 155 and WELD 160*

**WELD 270 (3 credits)**  
**Gas Tungsten Arc Welding 3**

This course is an advanced welding application, set-up, welding rod identification, current, polarity and high frequency, shielding gases, operations and troubleshooting techniques of the process. Significant hands-on application designed to provide training in advancement of welding skills on aluminum, carbon and stainless steels using various filler metals in all positions on fillet and groove welds.  
*Prerequisites: WELD 165 and WELD 170*

**WELD 275 (3 credits)**  
**Pipe Welding**

This course develops pipe welding application, preparation and set-up, current, shielding gases, welding techniques and quality inspection of the welds. Significant hands-on application designed to provide training in development of pipe welding skills on carbon steel pipe using various welding processes in all positions on groove welds.  
*Prerequisites: WELD 120 and WELD 220*


**WELD 280 (3 credits)**  
**Non-Destructive Testing**

This course introduces the welder to non-destructive examination methods to determine the physical properties of a weld and to predict the service life of a weld. Students will learn to differentiate between destructive and non-destructive testing methods to identify discontinuities and defects in welds by using various non-destructive testing equipment to various specifications and codes.  
*Prerequisite: WELD 105*





# Certificate Programs





# Electrical Construction & Maintenance

---

## Certificate Program

### **What is the Construction Electrician Certificate?**

The Construction Electrician certificate program provides students with the opportunity to acquire the theory and skills needed to gain employment as residential, commercial, and industrial construction electricians. Skills are developed through basic electrical theory and practical work project assignments. This program will give students a broad theoretical and practical background in all aspects of electrical construction.

Graduates of the Construction Electrician program are prepared to find employment as residential, commercial, and industrial construction electricians. Because of the continual growth in building construction, there are many employment possibilities.

### **A Graduate of this Program Will be Able to:**

- Demonstrate appropriate technical skills in the electrical construction field.
- Demonstrate the ability to design, develop, and troubleshoot residential, commercial, and industrial circuitry.
- Complete parts list and order forms that demonstrate knowledge of coding and numbering systems for devices, hardware, and electrical equipment.
- Interpret, develop, and utilize blueprints, schematic diagrams, and wiring plans to perform electrical construction activities.
- Demonstrate the ability to apply OSHA-accepted safety standards as appropriate.
- Demonstrate knowledge of National Electrical Codes that apply to specific occupancies.
- Demonstrate knowledge of test equipment used in troubleshooting and repair of circuits, distribution systems, and electrical equipment.

**Michael Oxenford, Instructor**

Bachelor's Equivalency (Industrial Education Electrical Technology: Temple University  
 Vocational Certificate II (Electrical Technology), Pennsylvania Department of Education  
 Pennsylvania Competency Certificate (Electrical Technology)  
 NCCER Certified Instructor, Electrical Occupational Safety and Health Administration (OSHA):  
 Construction Safety and Health Certificate  
 Master Electrician  
 Electrical Apprenticeship: International Brotherhood of Electrical Workers, Local Union 743

**Model Schedule For  
 Construction Electrician**

<b>Semester 1</b>	
<b>ECM 106: AC-DC Fundamentals</b>	<b>5</b>
<b>ECM 111: Residential Wiring</b>	<b>5</b>
<b>ECM 116: Electrical Construction Safety</b>	<b>2</b>
<b>ENG 106: Composition I</b>	<b>3</b>
<b>MATH 126: Technical Math I (or higher)</b>	<b>3</b>
<b>Semester 2</b>	
<b>*ECM 156: Commercial/Industrial Wiring</b>	<b>5</b>
<b>ECM 162: National Electrical Code</b>	<b>4</b>
<b>ECM 166: Blueprint Reading:Electrical</b>	<b>3</b>
<b>ELECTIVE : General Studies Elective</b>	<b>3</b>
<b>ELECTIVE : General Studies Elective</b>	<b>3</b>
<b>TOTAL CREDITS</b>	<b>36</b>

*\* Prerequisite or Co-requisite Required. See Course Description.*

**ECM 106 (5 credits)  
 AC/DC Fundamentals**

This course presents basic principles, laws, and formulas which relate to alternating (AC) and direct current (DC) circuit applications in electricity. Topics include electron theory, Ohm's Law, series, parallel and combination circuit theory. In addition, capacitive and inductive reactive circuitry (RE, RC, RLC) are discussed.

**ECM 111 (5 credits)  
 Residential Wiring**

This course is an introduction to residential wiring practices and techniques. Topics cover basic residential symbols, blueprint reading, wire diagramming, and the use of applicable National Electrical Codes (NEC). Lab work and projects enable students to develop an understanding of basic residential circuits.

**ECM 116 (2 credits)  
 Electrical Construction Safety**

This course presents Occupational Safety and Health Administration (OSHA) general safety requirements for specific electrical and construction environments. Topics include ladders, scaffolds, lockout and tagging, personal protective equipment (PPE), temporary wiring, harness techniques, and confined spaces.

**ECM 156 (5 credits)  
 Commercial and Industrial Wiring**

Basic theory and laboratory assignments in safety, wiring practices, blueprint reading, and the National Electrical Code (NEC) as it applies to commercial and industrial wiring techniques. Labs enable students to gain practical experience installing and troubleshooting single- and three-phase distribution, transformers, motors, and motor control circuits.  
*Prerequisite: ECM 111*

**ECM 162 (4 credits)  
 National Electrical Code**

The student will locate, analyze and interpret National Electrical Code (NEC) tables and codes to determine appropriate distribution equipment, conduit and conductor sizes, overcurrent protection, load demands and branch circuit requirements for residential, commercial and industrial facilities.

**ECM 166 (3 credits)  
 Blueprint Reading: Electrical**

This course is an introduction to basic blueprint reading skills and techniques. Topics cover lines and symbols, pictorial and orthographic diagrams, specifications, scales, prints, and plans. Classwork enables students to develop a basic understanding of construction drawings.

# Computer Integrated Machining Certificate

---

## **What is the General Machine Certificate?**

The General Machine certificate program offers a broad training experience that prepares individuals for entry-level employment in the machining industry. Through a combination of classroom study and assigned lab activities, students acquire essential background information, develop trade skills, and become familiar with production methods and standards common to the industry. Within the lab setting, emphasis is on the practical application of skills. Students will learn to operate a variety of conventional machine tools and computer numerical control (CNC) machines, interpret industrial drawings/blueprints, and use precision measuring and inspection instruments.

Students enrolled in the certificate program may enroll in the associate degree program upon completion of the certificate program. Graduates of the General Machine certificate program are employed as machine operators, machinists, CNC operators, and quality control inspectors.

## **A Graduate of this Program Will be Able to:**

- Demonstrate safe work habits and be conscious of safety when working with machinery.
- Read blueprints, interpret drawings, understand specifications, and establish tolerances.
- Apply mathematics in machine tool technology (speeds, feeds, thread measurement, sine bar, etc.)
- Operate basic machine tools and demonstrate knowledge of their construction in relation to the metal industry.
- Operate abrasive cutting machinery; select and plan machining operations on this equipment.
- Demonstrate skills in quality control, inspection, gauging methods, and production control as they relate to manufacturing design and production.

**Jared Keim, Instructor**  
AAS: Thaddeus Stevens College of Technology

## Model Schedule For Computer Integrated Machining Certificate

### Semester 1

CIM 106: Blueprint Reading and Related Math	3
CIM 110: Manufacturing Processes	2
CIM 115: Measurement Systems	2
CIM 118: Lathe and Vertical Milling Machine I	4
CIM 161: Metallurgy	2
MATH 137: Intermediate Algebra (or higher)	3
ENG 106: English Composition	3

### Semester 2

*CIM 158: Lathe and Vertical Milling Machine II	3
*CIM 165: Machine Skills Lab I	2
*CIM 175: Computer Numerical Control I	4
*CIM 222: CAD/CAM I	3
Science : ANY Physics or Chemistry Course	3
Humanities : Elective	3

**TOTAL CREDITS** **37**

*\* Prerequisite or Co-requisite Required. See Course Description.*

#### **CIM 106 (3 credits)**

##### **Blueprint Reading and Related Math**

Interpretation of industrial drawings, basic skills in sketching, and applied mathematics.

#### **CIM 110 (2 credits)**

##### **Manufacturing Processes**

Students will learn laboratory safety and material handling. The physics of metal cutting and the machinability of metals are introduced. Semi-precision and precision measuring instruments are introduced and practiced. Precision layout, bench grinding, surface grinding and power sawing operations will also be introduced and exercised.

#### **CIM 115 (2 credits)**

##### **Measurement Systems**

Students will learn basic metrology. Precision layout, indirect, and direct measurement will be included. Geometric tolerancing and how GDT features are measured will be covered.

#### **CIM 118 (4 credits)**

##### **Lathe and Vertical Milling Machining I**

This course introduces students to the lathe and vertical milling machine. Students are exposed to a wide variety of related operations.

#### **CIM 158 (3 credits)**

##### **Lathe and Vertical Milling Machining II**

Techniques and procedures taught in CIM 118 are enhanced and reinforced. This course introduces students to more advanced techniques and procedures used on the lathe and the vertical milling machine.

*Prerequisites: CIM 106, CIM 110, CIM 115 and CIM 118*

#### **CIM 161 (2 credits)**

##### **Metallurgy**

Covering the basic principles of metallurgy, this course clarifies many industrial processes. Students gain an understanding of quenching, annealing, case hardening, tempering, and crystallization.

#### **CIM 165 (2 credits)**

##### **Machining Skills Lab**

This is a lab intensive course which provides students with extensive hands-on training. Assigned projects aid students in gaining critical experience contributing to a well-rounded machining education.

*Prerequisites: CIM 106, CIM 110, CIM 115, CIM 118, and CIM 161*

#### **CIM 175 (4 credits)**

##### **Computer Numerical Control (CNC) I**

CIM 175 introduces the student to basic CNC concepts such as word-address programming, machine set-up, and program proofing. This course serves as an introduction to CNC machines and CNC programming methods and techniques. The programming and set up of a wire electro discharge machine will be covered as well.

*Prerequisites: CIM 106, CIM 110, and CIM 118*

#### **CIM 222 (3 credits)**

##### **Computer-Aided Design and Computer-Aided Machining (CAD/CAM) I**

This course introduces the use of MasterCAM® as a tool for defining part geometry and generating CNC machine code. Two-axis and three-axis applications are demonstrated, along with the use of the CAD/CAM applications. The AutoCAD® system is introduced as a drafting system to be linked with MasterCAM®.

*Prerequisites: CIM 106, CIM 110 and CIM 118*

# Masonry Construction Certificate

---

## **What is the Masonry Construction Certificate?**

The Masonry Construction certificate provides the opportunity to develop the basic skills of a mason and is designed as an introduction to the trade. Students will focus on basic tool skills, trade materials, safety procedures and terminology. Emphasis is placed on brick and block skill sets. These skills are developed through hands-on projects, which are preceded by theory lectures and demonstrations. Special emphasis is placed on the appreciation of the beauty and permanence of brickwork and on the development of pride in workmanship.

Students successfully completing the Masonry Construction certificate program find employment in the field as mason tenders and masons with experience and further education as forepersons or superintendents. Many masons are self-employed.

All students completing the certificate program may enroll in the associate degree program.

## **A Graduate of this Program Will be Able to:**

- Operate masonry tools and equipment safely and effectively.
- Use masonry terminology.
- Read blueprints to estimate materials quantity and pricing.
- Lay out and construct footings.
- Lay out and build a block foundation.
- Apply brick veneering to a structure.
- Construct a masonry arch.

**Michael T. Gardner, Instructor**  
AAS: Thaddeus Stevens College of Technology

## Model Schedule For Masonry Construction

### Semester 1

MASN 101: Intro to Tools, Safety, and Equipment	3
MASN 105: Introduction to Masonry Construction	3
MASN 110: Development of Masonry Materials	3
MASN 116: Chimney Construction	3
MATH 126: Technical Math I (or higher)	3

### Semester 2

MASN 155: Block Construction, Bearings & Anchoring Systems	4
MASN 158: Adhered Concrete Masonry Veneer	2
MASN 162: Masonry Hardscaping Patios & Retaining Walls	2
MASN 167: Masonry Restoration & Building Maintenance	3
MASN 171: Concrete Sidewalks	1
ENG 106: English Composition	3
HEAL 111: Basic First Aid	1
<b>TOTAL CREDITS</b>	<b>31</b>

### **MASN 101 (3 credits)** **Introduction to Tools, Safety and Equipment**

Students will be introduced to the tools required for the masonry trade, understand safety standards and practices, and receive training and certifications on various equipment used on a job site.

### **MASN 105 (3 credits)** **Introduction to Masonry Construction**

This course will teach the fundamentals of the masonry trade. This will include spreading mortar and striking full joints, laying brick and block to the line, bonding the length and height of a wall, building leads, and hanging a corner pole.

### **MASN 110 (3 credits)** **Development of Masonry Materials**

History and the manufacturing of masonry materials. In the manufacturing of materials, there are many different types of brick and block. Students will learn the various names and where the material should be used in a wall. Portland cement comes in different forms and how to properly mix the different types. Students will learn what the different strengths of cement and where they should be used.

### **MASN 116 (3 credits)** **Chimney Construction**

Students will understand the difference between and be able to construct properly a single and double flue chimney.

### **MASN 155 (4 credits)** **Block Construction, Bearings, and Anchoring Systems**

Students will learn terminology; the placement of anchor bolts, bearing plates, setting lintels, cutting in electrical boxes and door ties. They will be working around conduit, duct work and rebar reinforcement. They will also build a composite wall using block and brick.

### **MASN 158 (2 credits)** **Adhered Concrete Masonry Veneer**

Students will learn to use the tools and equipment for installing veneer stone; to apply hanging wire, scratch coat, flashings, vapor barriers, and drain mats; to hang stone; and to point the mortar joints. Students will learn the different types of patterns stone can be laid in.

### **MASN 162 (2 credits)** **Masonry Hardscaping Patios & Retaining Walls**

The proper use of masonry products in an outdoor environment. Understand the process to build an outdoor patio and retaining walls using masonry materials.

### **MASN 167 (3 credits)** **Restoration and Building Maintenance**

Cover the various materials that go along with masonry products. These would be caulking, waterproofing, patching, repointing, cutting out and repairing damaged areas, and cleaning of masonry. This course will focus on preventive maintenance to stop any further damage of the masonry structure.

### **MASN 171 (1 credit)** **Concrete Sidewalks**

Students will learn how to build forms and how to place concrete for a sidewalk.

# Welding Technology Certificate

---

## **What is the Welding Technology Certificate?**

The Welding Technology certificate program provides the opportunity to develop skills necessary to be skilled entry-level welders in the welding industry. There is an increasing demand for welders in a variety of industries including light and heavy construction, automobile, aircraft, gas and oil, railroad, machinery and manufacturing industries. These skills are developed through theory and hands-on application into various welding specialties including blueprint reading and advanced computer-aided design, oxy-fuel welding and related processes, basic shielded metal arc welding, basic gas metal arc welding, and basic gas tungsten arc welding.

Students find employment in a wealth of industries related to construction, machinery, manufacturing oil and gas, and transportation industries. Graduates with entry-level certifications will find challenging jobs with opportunity for rapid advancement.

## **A Graduate of this Program Will be Able to:**

- Interpret welding blueprints
- Weld carbon steel, aluminum, and stainless steel with the oxy fuel welding process
- Weld carbon steel with the shielded metal arc welding process
- Weld carbon steel, aluminum, and stainless steel with the gas metal arc welding process
- Weld carbon steel, aluminum, and stainless steel with the gas tungsten arc welding process

**Andrea Biesecker, Instructor**  
AAS: Thaddeus Stevens College of Technology

**Jeffery Swoyer, Instructor**  
S.Ed: Temple University

## Model Schedule For Welding Technology Certificate Program

### Semester 1

WELD 105: Welding Blueprint Reading	2
WELD 110: Oxy-Fuel Welding and Related Processes	3
WELD 120: Shielded Metal Arc Welding I	3
WELD 150: Introduction to Safety	1
<sup>†</sup> MATH 126: Technical Math I (or higher)	3
ENG 106: English Composition	3

### Semester 2

WELD 155: Gas Metal Arc Welding I	3
*WELD 160: Gas Metal Arc Welding II	3
WELD 165: Gas Tungsten Arc Welding I	3
*WELD 170: Gas Tungsten Arc Welding II	3
*MATH 136: Technical Math II (or higher)	3
*ENG 216: Technical Report Writing	3

**TOTAL CREDITS** **33**

\* Prerequisite or Co-requisite Required. See Course Description.

<sup>†</sup>Any Student who has taken pre-calculus (MATH 207) or calculus (MATH 213) instead of MATH 126 and MATH 136, must take an additional Gen-Ed elective in order to meet their Gen-Ed requirements.

<sup>^</sup> Minimum Grade Required. See Course Description.

### WELD 105 (2 credits) Welding Blueprint Reading

A study of industrial blueprints. Emphasis on terminology, symbols, graphic description, and welding processes, including systems of measurement and industry standards. Interpretation of plans and drawings used by industry.

### WELD 110 (3 credits) Oxy-Fuel Welding and Related Processes

Provides technical information and hands-on experience in flat, horizontal, vertical, and overhead positions using oxygen-fuel welding and cutting processes. Topics include rod sizes, common flaws, types of welds, brazing operations, and joint designs.

### WELD 120 (3 credits) Shielded Metal Arc Welding 1

This course develops skills in shielded metal arc welding. Students will learn applications, set-ups, operations, and troubleshooting of these processes. Significant hands-on practice is provided.

### WELD 150 (1 credit) Introduction to Safety

This course provides the fundamentals of safety in conducting welding operations and provides safety training using Organization Safety Health Administration (OSHA) standards that apply to the programs of study at Thaddeus Stevens College of Technology. The training received covers all topic areas required by the OSHA Outreach Training Program for industry recognized ten hour certification in General Industry Safety.

### WELD 155 (3 credits) Gas Metal Arc Welding

This course develops skills in gas metal arc welding (GMAW). Students will learn applications, set-ups, operations, and troubleshooting of these processes. Significant hands-on practice is provided.

### WELD 160 (3 credits) Gas Metal Arc Welding 2

This course further develops skills in gas metal arc welding (GMAW). Students will learn applications, set-ups, operations, and troubleshooting of these processes. Significant hands-on practice is provided.

Prerequisite WELD 155

### WELD 165 (3 credits) Gas Tungsten Arc Welding

The course develops skills in gas tungsten arc welding (GTAW). Students will learn applications, set-ups, operations, and troubleshooting of these processes. Significant hands-on practice is provided.

### WELD 170 (3 credits) Gas Tungsten Arc Welding 2

The course develops skills in gas tungsten arc welding (GTAW). Students will learn applications, set-ups, operations, and troubleshooting of these processes. Significant hands-on practice is provided in advanced skills.

Prerequisite WELD 165



# Technical Studies- Journeyworker

In response to requests for academic recognition of registered apprenticeship training, Thaddeus Stevens College of Technology (TSCT) provides a technical studies–machining technology associate of applied science (AAS) degree. This degree recognizes the goals, general principles, and procedures of registered apprenticeship training. The technical studies–machining technology AAS degree is designed to support lifelong learning and accelerate the achievement of individual career goals. Transferability of the technical studies portion of the AAS degree to four-year institutions will be based on the policies of the accepting institution.

## PROGRAM REQUIREMENTS:


- For admission, students must possess a PA Apprenticeship Completion Certificate issued by the Pennsylvania Department of Labor and Industry.
- Students must complete all prescribed apprentice-related technical instruction.

## GRADUATION REQUIREMENTS:

- 70 credit hours
- 46 credits technical studies (awarded as advanced standing)
- 24 credits general studies required from the following subject areas:
  - English (ENG)
  - Mathematics (MATH)
  - Science (includes PHYS, BIO, etc.)
  - Humanities (includes all SOC, ECON, HIST)

Twenty-five percent of the total program credits must be completed at Thaddeus Stevens College.

# General Education



# Computer Information Systems Courses

## Tara Faro, Instructor

MS: The Pennsylvania State University  
BS: West Chester University

### **CIS 105 (3 credits)\* Drawing with AutoCAD®**

Provides an introduction to the use of computer software used to draw. Students learn introductory AutoCAD® commands used to create basic geometric shapes and editing functions used to modify geometry. Measuring and distance specifications for objects is taught along with text creation for use in notes and specifications. Students also learn to use image transfer software that converts pictures and images into line geometry.

*\*ARCH and MET students may not take this course without consent of their respective program faculty members. ECAD students may also NOT take.*

### **CIS 111 (3 credits)\* Introduction to Computer Applications**

Introduction to applications for use in the professional and college environment. Students obtain skills in the latest business software. Activities consist of hands-on exercises using the operating system, word processing, spreadsheet, database management, and presentation programs.

*\*BUAD students may not take. Pre-Major students may not take until the completion of DSOC 010 & DSOC 011.*

### **CIS 211 (3 credits)\* Microsoft Excel**

This is a comprehensive course in Excel®. It contains everything from basic introductory material to complex business formulas and mapping procedures. Students upon completion will be prepared to take the Microsoft Office User Specialist (MOUS) exam for Excel® certification.

*Prerequisite: BUAD students may not take.*

# English Courses

## Marla Bucy, Associate Professor

MA: Temple University  
BS: Millersville University

## Dr. Sarah D'Stair, Instructor

PhD: University of Massachusetts  
MA: San Jose State University  
B.A: San Jose State University,

## Laura Malone, Instructor

BA: University of Richmond  
MS: Pace University  
Adv. Cert Post Masters: SBL, SDL: Hunter College, C.U.N.Y.

## Patricia Meley, Instructor

MA: The Pennsylvania State University  
BA: Lynchburg College

## Lisa-Marie Middendorf EdD, Instructor

EdD: University of Pennsylvania  
MA: English from SUNY Brockport  
BS: Education from St. John Fisher College

## Melissa Weathers, Instructor

MS: Lincoln University  
BS: West Chester University

### **ENG 106 (3 credits)\* English Composition I**

This course teaches students to write well-crafted texts through engagement in the drafting and revision process. The course also covers skills for writing effective, precise, and grammatically correct prose. Students also learn to think critically about texts and other media they encounter.

### **ENG 116 (3 credits)\* Short Story and Poetry**

Analysis of a variety of short stories and poems with an emphasis on developing interpretive skills. Special attention given to individual presentations and class discussion. technique, symbolism, irony, style, and social significance.

*\*Prerequisite: ENG 106 with a minimum grade of "C" or instructor permission*

### **ENG 206 (3 credits)\* Reading and Writing Creative Nonfiction**

*This course is an introduction to the genre of Creative Nonfiction and includes a variety of approaches to the genre, both in content and form. Specific content approaches include food writing, travel writing, sports writing, music writing, environmental/place writing, pop culture writing, and immersive journalism. Specific form approaches include vignette, freeform, podcast, blog form, among other non-traditional forms. Students are introduced to these approaches through various shared texts, and students practice these approaches through difference writing activities and assignments.*

*\*Prerequisite: ENG 106 with a minimum grade of "C" or instructor permission*

### **ENG 216 (3 credits)\***

#### **Technical Report Writing**

Presents technical subject matter with emphasis on intensive practice in the various methods of expository writing. Attention given to various technical forms, including instruction, proposal, progress, and feasibility reports.

*\*Prerequisite: ENG 106 or instructor permission*

### **ENG 221 (3 credits)\***

#### **Public Speaking**

Course includes modes of speech communication, such as demonstration, information, persuasion, and interview.

*\*Prerequisite: Satisfactory Score on Placement Exam*

### **ENG 222 (3 credits)\***

#### **African American Literature**

Course includes a survey of African American literature from slave narratives to the pan-African experience of the 21<sup>st</sup> Century.

*\*Prerequisite: ENG 106 with a minimum grade of "C" or instructor permission*

### **ENG 227 (3 credits)\***

#### **Video Games as Literature:**

Course explores the role of video games in storytelling and culture. Students will play and analyze several games, while learning key terms in critical gaming and current trends in the gaming industry. Students will also create their own game using Twine technology.

*\*Prerequisite: ENG 106 with a minimum grade of "C" or instructor permission*

### **ENG 238 (3 credits)\***

#### **Film Appreciation (H)<sup>§</sup>**

This course introduces students to the art and craft of film. Students will learn about important film genres and become fluent in basic elements of cinema such as narrative style, character development, cinematography, setting, editing, and sound. In addition to studying the technical language of film, students will learn to appreciate film as an art form that expresses a society's values and conflicts. The course is designed to give students who enjoy film the tools to make substantive arguments about the movies they watch.

*\*Prerequisite: ENG 106 with a minimum grade of "C" or instructor permission*

## History Courses

### **Patricia Meley, Instructor**

MA: The Pennsylvania State University

BA: Lynchburg College

### **HIST 106 (3 credits)**

#### **American History I**

This course surveys American history from the colonial period to the Reconstruction period following the American Civil War. Students gain an understanding of the major events that have shaped American history; learn how American cultural values and character have developed as a result of these events; understand how myths and stereotypes about American history affect our perception of the past and present; and analyze and understand how economics, politics, society, religion, and geography are interrelated and impact on history.

### **HIST 111 (3 credits)**

#### **American History II**

This course surveys American history from the Reconstruction period following the American Civil War to the Vietnam War. Students gain an understanding of the major events that have shaped American history; learn how American cultural values and character have developed as a result of these events; understand how myths and stereotypes about American history affect our perception of the past and present; and analyze and understand how economics, politics, society, religion, and geography are interrelated and impact on history.

---

## Health Courses

### **HEAL 106 (1 credit)**

#### **Fitness and Wellness**

Offers information that enables students to take control of their personal health and lifestyle habits so as to make a continuous, deliberate effort to stay healthy and to achieve well-being. Students learn to develop personal lifetime programs that promote fitness, preventative health care, and personal wellness.

### **HEAL 111 (1 credit)**

#### **Basic First Aid**

Provides individuals in the workplace the knowledge and skills necessary to recognize and provide basic first aid care for injuries and sudden illnesses until advanced medical personnel arrive and take over.



# Mathematics Courses

In programs that require 2 math classes, students may take a higher level math class and a general ed class to make up for the requirement, if they place into said math level.

## **Renee M. Alshouse, Instructor**

MEd: Millersville University  
BS: Drexel University

## **Nasser Bogale, Ph.D., Assistant Professor**

PhD - University of the Cumberland  
MEd - Millersville University  
MA - University College Dublin  
BSc - Addis Ababa University

## **Trina Hess, Assistant Professor**

MA: Villanova University  
BS: The Pennsylvania State University

## **Nora Othman, EdD, Assistant Professor**

EdD; MS: West Virginia University  
BS: University of Miami

### **MATH 111 (3 credits)\***

#### **Business Mathematics**

Mathematics skills necessary to do calculations and procedures to operate a successful office or small business. Percentage and simple interest, credit, business ownership, compound interest, payroll and taxes, insurance, mortgages, and home ownership are covered.

*\*Prerequisite: DMAT 010 (C or above) or Satisfactory Score on Math Placement Exam*

### **MATH 126 (3 credits)\***

#### **Technical Mathematics I**

This course is an introduction to the mathematics required of students in technical programs. Designed for students whose academic background does not emphasize algebra or geometry. Includes a review of arithmetic, signed numbers, basic algebra, plane geometry, and other topics. Emphasis is on problem solving.

*\*Prerequisite: Satisfactory Score on Math Placement Exam*

### **MATH 132 (3 credits)\***

#### **Elementary Geometry**

This course is designed for students whose academic background did not emphasize geometry. It covers plane geometry topics, which include basic concepts, parallel lines, triangles, quadrilaterals, and circles. Theorems and postulates are included but emphasis is on measurement and constructions. This course is intended to substitute for Technical Mathematics II for those students who are not required to take General Physics I. It covers the practical geometry that is used in construction majors.

*\*Prerequisites: MATH 126 (C or above) or MATH 137*

### **MATH 136 (3 credits)\***

#### **Technical Mathematics II**

This course covers solving linear and quadratic equations, functions, graphing linear quadratic equations, polynomials, solving trigonometric ratios, solving right triangles and interpreting basic statistics.

*Prerequisites: MATH 126 (C or above) or MATH 137*

### **MATH 137 (3 credits)\***

#### **Intermediate Algebra**

This course reviews the structure and use of algebra through a combination of topics including polynomials, first-degree equations, quadratic equations, exponents, radicals, and systems of linear equations. Graphing first and second-degree equations is emphasized.

*\*Prerequisite: DMAT 030 (C or above) or satisfactory score on placement test, or permission of Math Department*

### **MATH 141 (3 credits)\***

#### **Trigonometry**

This course shows how mathematics can be applied in a physical setting. The theoretical foundations will be established and explored but emphasis will be placed on practical applications. Highlighted are the trigonometric functions used to solve right triangles, solving oblique triangles using the Law of Sines and the Law of Cosines, and the graphs of the trigonometric functions.

*Prerequisite: MATH 137 (C or above)*

### **MATH 150 (3 credits)\***

#### **Elements of Statistics**

Covers measures of central tendency and variability; probability and normal curve; and sampling and hypothesis testing. Students need to possess mathematical skills necessary to do calculations and derivation of basic formulas.

*\*Prerequisite: Math 126 with a C or above or higher*

### **MATH 207 (4 credits)\***

#### **Pre-Calculus**

Designed to prepare students for continuation into MATH 213: Calculus. Develops the concepts and proficiencies necessary to work successfully in the areas of elementary functions, theory of equations, inequalities, trigonometry and analytic geometry.

*\*Prerequisites: MATH 137 & MATH 141 (C or above in both)*

### **MATH 213 (4 credits)\***

#### **Calculus**

Introduces the concepts and techniques of calculus beginning with functions and limits. Major emphasis is on theory and applications of the derivative, antiderivative, indefinite integral and definite integral, including introductory calculus of trigonometric, exponential and logarithmic functions.

*\*Prerequisites: MATH 137 & MATH 141 (C or above in both) OR MATH 207 (C or above) or instructor permission.*

# Science Courses

## **David W. Manning, Professor**

MA: The Pennsylvania State University  
BA: Slippery Rock University

## **Patricia A. McKinney, Ph.D., Professor**

PhD: Harvard University Graduate  
School of Arts & Sciences  
BS: Eastern Nazarene College

## **BIO 210 (4 credits)\***

### **General Biology I**

This course explores the processes fundamental to life. Laboratory activities reinforce classroom theoretical content. Topics covered include biochemical principles, cell structure and function, intracellular and intercellular transport and communication, metabolic pathways including cellular respiration and photosynthesis, cell reproduction, Mendelian genetics, inheritance patterns and laws, DNA replication and repair, RNA transcription and processing, protein synthesis, regulation of gene expression, biotechnology and key structural and reproductive characteristics of viruses, bacteria, and protists.

*\*Prerequisites: High school biology and chemistry strongly recommended. Students must be matriculated in an approved TSCT program of study or obtain instructor permission.*

## **CHEM 100 (3 credits)**

### **Conceptual Chemistry**

This course explores inorganic chemistry principles at the conceptual level. Intermittent in-class laboratory activities reinforce theoretical content. Special emphasis is placed on relating chemical principles to industry, the environment, and everyday events. Topics covered include the atomic structure and classification of matter, the periodicity of elements and their properties, intramolecular and intermolecular bonding, chemical reactions including oxidation-reduction reactions, thermochemistry, solutions, acids/bases, water chemistry, gases, and nuclear chemistry.

## **CHEM 110 (4 credits)\***

### **General Chemistry I**

This course explores the fundamental principles of inorganic chemistry. Laboratory activities reinforce classroom theoretical content. Topics covered include the physical states and properties of matter, scientific measurement, problem solving, periodicity of elements, atomic structure, early and modern atomic theory, electron configuration, nomenclature, chemical composition, chemical equations and stoichiometry, chemical reactions, thermochemistry, chemical bonding and molecular geometry, gas laws, and solutions.

*Prerequisites: MATH 137 (C or above) or instructor permission*

## **PHYS 101 (3 credits)**

### **How Things Work**

This is an introductory physics course that focuses on the ideas, concepts, and engineering behind everyday objects. The history of these objects and their relationships to physical laws are examined. Enrolled students create simple projects to demonstrate their understanding. Only basic mathematical skills are required.

## **PHYS 106 (3 credits)**

### **Physics for Everyday Life**

Brief overview of physics. Includes motion, work, power, energy, and properties of matter, sound, and light. Electrodynamics, atomic physics, and nuclear physics are also discussed. Basic mathematical and algebra skills utilized.

## **PHYS 113 (3 credits)\***

### **Statics**

Elementary, analytical, and practical approach to the principles and physical concepts of statics. Topics include force systems, principles of equilibrium, structural analysis of trusses and frames, friction, centroids, and moments of inertia.

*Prerequisites: MATH 137 (C or above) and MATH 141 or instructor permission.*

## **PHYS 213 (4 credits)\***

### **General Physics I**

This course is a four-credit, algebra-based physics course in which one of the credits is devoted toward lab work. The course is an in-depth study of statics, kinematics, dynamics, work, power, energy, and the properties of matter.

*Prerequisites: MATH 137 and MATH 141 (Both with a C or above) or instructor permission*

## **SCI 107 (3 credits)\***

### **Environmental Science**

This course is a comprehensive, multidisciplinary overview of environmental issues and the integral role humans play in shaping our natural surroundings. Topics covered include energy flow, biotic and abiotic factors in ecosystems, environmental law, terrestrial biomes and aquatic ecosystems, population dynamics, renewable and nonrenewable resources, fossil fuels and alternative energy sources, water resources and pollution, air pollution, ozone depletion, climate change, waste disposal, land and food resources, conservation, and sustainable living.

*Prerequisite: ENG 106 or instructor permission*

## **SCI 110 (3 credits)**

### **Introduction to Astronomy**

*Beginning with an understanding of what astronomy studies, the bulk of the course is organized into three main categories: 1) investigating planets in and out of our solar system 2) the life and death of stars and 3) galaxies and black holes/quasars. Students will also learn a few constellations and study the life of the universe and the Big Bang Theory.*

# Arts, Humanities and Social Sciences Electives

## **Heriberto Arjona, Assistant Professor**

MBA: Universidad Inter-Americana de Costa Rica  
BA: Indiana University of Pennsylvania

## **Vincent E. Miles, Ph.D., Professor**

PhD, MA: Indiana University of Pennsylvania  
BA: Mansfield University of Pennsylvania  
AAS: Thaddeus Stevens College of Technology

### **ART 106 (3 credits)**

#### **Intro to Digital Photography**

An introduction to digital photography using digital single lens reflex cameras and basic image editing software. This course includes print production for making black-and-white and color photographs and studio techniques that include portrait lighting and still life photography. No prior photography experience is required. Students use digital photography for the production of a photographic portfolio.

*\*Graphics students may not take*

### **BUSN 106 (3 credits)**

#### **Small Business Management**

Focuses on the world of small business, including getting involved as an entrepreneur; selecting business opportunities; and keeping the business afloat.

### **ENG 116 (3 credits)\***

#### **Short Story and Poetry (H)<sup>§</sup>**

Analysis of a variety of short stories and poems with an emphasis on developing interpretive skills. Special attention given to individual presentations and class discussion. technique, symbolism, irony, style, and social significance.

*\*Prerequisite: ENG 106 with a minimum grade of "C" or instructor permission*

### **ENG 206 (3 credits)\***

#### **Reading and Writing Creative Nonfiction (H)<sup>§</sup>**

*This course is an introduction to the genre of Creative Nonfiction and includes a variety of approaches to the genre, both in content and form. Specific content approaches include food writing, travel writing, sports writing, music writing, environmental/place writing, pop culture writing, and immersive journalism. Specific form approaches include vignette, free-form, podcast, blog form, among other non-traditional forms. Students are introduced to these approaches through various shared texts, and students practice these approaches through difference writing activities and assignments. \*Prerequisite: ENG 106 with a minimum grade of "C" or instructor permission*

### **ENG 222 (3 credits)\***

#### **African American Literature (H)<sup>§</sup>**

Course includes a survey of African American literature from slave narratives to the pan-African experience of the 21<sup>st</sup> Century.

*\*Prerequisite: ENG 106 with a minimum grade of "C" or instructor permission*

### **ENG 227 (3 credits)\***

#### **Video Games as Literature (H)<sup>§</sup>**

Course explores the role of video games in storytelling and culture. Students will play and analyze several games, while learning key terms in critical gaming and current trends in the gaming industry. Students will also create their own game using Twine technology.

*\*ENG 106 with a minimum grade of "C" or instructor permission*

### **ENG 238 (3 credits)\***

#### **Film Appreciation (H)<sup>§</sup>**

This course introduces students to the art and craft of film. Students will learn about important film genres and become fluent in basic elements of cinema such as narrative style, character development, cinematography, setting, editing, and sound. In addition to studying the technical language of film, students will learn to appreciate film as an art form that expresses a society's values and conflicts. The course is designed to give students who enjoy film the tools to make substantive arguments about the movies they watch.

*\*Prerequisite: ENG 106 with a minimum grade of "C" or instructor permission*

### **ECON 240 (3 credits)**

#### **Principles of Macroeconomics**

This course covers ideas, models and concepts to give students a better understanding of our nation's and global economies. We will use references from real-world corporations, government policies, and current events, and explore how events and policies change the market equilibrium. Students will analyze macroeconomic data using equations and conceptual graphs.

### **ECON 230 (3 credits)**

#### **Principles of Microeconomics**

This course introduces students to foundational principles of microeconomic theory, with an emphasis on economic decisions made at the individual or firm level. It describes and analyzes the interaction of supply and demand and the behavior of the prices of goods and services. It explains the determinations of costs, output, strategic pricing, and purchasing decisions under various market structures in a global economy. In addition, it describes the supply and demand for factors of production with an emphasis on graphical formatting.

### **HIST 106 (3 credits)**

#### **American History I (H)<sup>§</sup>**

This course surveys American history from the colonial period to the Reconstruction period following the American Civil War. Students gain an understanding of the major events that have shaped American history; learn how American cultural values and character have developed as a result of these events; understand how myths and stereotypes about American history affect our perception of the past and present; and analyze and understand how economics, politics, society, religion, and geography are interrelated and impact on history.

**HIST 111 (3 credits)**  
**American History II (H)<sup>§</sup>**

This course surveys American history from the Reconstruction period following the American Civil War to the Vietnam War. Students gain an understanding of the major events that have shaped American history; learn how American cultural values and character have developed as a result of these events; understand how myths and stereotypes about American history affect our perception of the past and present; and analyze and understand how economics, politics, society, religion, and geography are interrelated and impact on history.

**PSY 116 (3 credits)**  
**Introduction to Psychology (H)<sup>§</sup>**

Students learn the major specialties of the field and assumptions upon which they are based. Techniques used by psychologists are discussed.

**SOC 106 (3 credits)**  
**Principles of Sociology (H)<sup>§</sup>**

Provides a systematic interpretation of major elements of sociology, including social dynamics, deviant behavior, social and cultural change, and developing major social trends.

**SOC 121 (3 credits)**  
**Critical Thinking (H)<sup>§</sup>**

Provides an introduction to critical reading, writing, and thinking. Encourages students to pose questions at appropriate times and to have a generally critical attitude toward advertising and other aspects of popular culture.

**SOC 206 (3 credits)**  
**Sociology of Deviant Behavior (H)<sup>§</sup>**

Deviant social behavior are discussed. Topics include development of deviant individual's personality; deviant careers; conflicts between the deviant's and the normative social world. Social techniques and patterns used to resolve such conflicts are also covered.

**SOC 216 (3 credits)**  
**Multiculturalism (H)<sup>§</sup>**


Introduction to general issues regarding cultural diversity. A focus on complex and diverse group activities in the contemporary workplace with an emphasis on coping skills with persons from different ethnic, gender, religious, and professional backgrounds and perspectives.

**SOC 221 (3 credits)**  
**Marriage and the Family (H)<sup>§</sup>**

Contemporary American marriage and family patterns are discussed. Topics include historical and cross-cultural perspectives; current trends toward urbanization and changing value systems; and cultural, psychological, and social factors involved in the changing American family.

**FIN 102 (3 credits)**  
**Personal Finance**

The course is primarily concerned with the management of money from the viewpoint of the individual. Topics to be covered include consumer's credit, borrowing, saving and investments, purchase of insurance, real-estate and other major items, the problem of taxation and wills, and controlling expenditures through the use of a budget.





# Special Courses

## **ST 100–105 (1–5 credits)**

### **Special Topics**

Special topics are selected. The topic to be studied is determined by the instructor and approved by the vice president for academic affairs. Credits earned are applicable either as free electives in the program or as credits used for graduation (with the approval of the vice president for academic affairs.)

## **TECH 100, 199, 200, or 299 (1–3 credits)**

### **Internships**


Representing a possibility of four semesters, internships are designed to provide credit for supervised on-the-job work experience directly related to a student's major. Credit varies based upon the total hours worked. The credit-to-work hour ratio is 1 credit = 50 work hours. These courses include employer supervision and evaluation.

## **ST 141**

### **Personal Finance\***

The course is primarily concerned with the management of money from the viewpoint of the individual. Topics to be covered include the consumer's credit buying, borrowing, saving, and investments; purchase of insurance, real-estate and other major items; the problem of taxation and wills, and controlling expenditures through the use of a budget.

*\*Fullfills a General Studies Elective*



# Pre-Major Program

Students may need to complete a course or courses at a foundational level before entering a specific program of study. Students in foundational reading, writing, and mathematics courses are required to earn at least a “C” grade. Students must also pass College Success testing requirements or demonstrate academic excellence in required courses with grades of “B” or higher.

**These courses may not be used to meet graduation requirements.**

## CP 011<sup>^</sup> Career Preparation I

Students are introduced to eight different areas of technology, drafting, electronics, graphics, woodworking, engineering, plastics, ceramics, and metals. By exposing students to these eight different areas, students gain a better understanding of each area and how it may apply to them specifically.

*<sup>^</sup>Must obtain a grade of “C” or higher for successful completion.*

## CP 012<sup>\*^</sup> Career Preparation II

This is a continuation of CP 011, where students apply advanced concepts to eight different areas of technology, drafting, electronics, graphics, woodworking, engineering, plastics, ceramics, and metals.

*\*Prerequisite: CP 011.*

*<sup>^</sup>Must obtain a grade of “C” or higher for successful completion.*

## DENG 020<sup>^</sup> Basic Writing I

Intensive review and drill in grammar, usage, and sentence/paragraph construction. For students whose test scores and/or writing performance indicate need for improvement in basic grammar skills. Course must be taken before DENG 021.

*<sup>^</sup>Must obtain a grade of “C” or higher for successful completion.*

## DENG 021<sup>\*^</sup> Basic Writing II

Intensive review and drill in grammar, usage, and sentence/paragraph construction. For students whose test scores and/or writing performance indicate need for improvement in basic composition skills. Students must earn a “C” or higher in this course before entrance into ENG 106.

*\*Prerequisite: DENG 020 or by entrance exam*

*<sup>^</sup>Must obtain a grade of “C” or higher for successful completion.*

## DENG 025<sup>^</sup> Basic Reading I

Development and improvement of reading skills. For students whose test scores indicate the need for improvement in basic reading skills and strategies. Course must be taken before DENG 026: Basic Reading II and may not be used to meet certificate or degree requirements. Basic Reading I is the first part of a two-semester course that is only offered in the fall semester.

*<sup>^</sup>Must obtain a grade of “C” or higher for successful completion.*

## DENG 026<sup>\*^</sup> Basic Reading II

Continuation of development and improvement of reading skills. The second part of a two-semester course for students whose test scores indicate need for improvement in basic reading skills and strategies. Course must be taken after DENG 025: Basic Reading I and may not be used to meet certificate or degree requirements. Basic Reading II is the second part of a two-semester course that is only offered in the spring semester.

*\*Prerequisite: DENG 025 or by entrance exam*

*<sup>^</sup>Must obtain a grade of “C” or higher for successful completion.*



# Pre-Major Program

## **DMAT 010** **Fundamentals of Mathematics**

Development and improvement of math skills. Fundamentals of Mathematics covers whole numbers, fractions, decimals, percent, measurement, and various other essential topics. For students whose test scores indicate the need for development and/or improvement in fundamental math skills, course must be taken before MATH 126: Technical Mathematics I or MATH 111: Business Mathematics; students may be required to complete DMAT 010 prior to enrollment in DMAT 030. DMAT 010 may not be used to meet certificate or degree requirements. Fundamentals of Mathematics is a one semester course offered during both semesters and summer terms.

*^Must obtain a grade of "C" or higher for successful completion.*

## **DMAT 030\*^** **Introduction to Algebra**

Develops fundamental algebra skills necessary in vocational/technical occupations. Topics include real numbers, solving first degree equations, exponents, polynomials, and factoring. This course may not be used to meet degree requirements.

*\*Prerequisite: DMAT 010 or by entrance exam*

*^Must obtain a grade of "C" or higher for successful completion.*

## **DSCOC 010^** **Success Strategies**

Encourages students to live healthy lifestyles, develop academic skills, foster habits of punctuality, and maintain good attendance records in all classes. Time management, positive attitude, and goal orientation are also covered. Included in this course is a 2.5 hour lab for developing academic technology skills.

*^Must obtain a grade of "C" or higher for successful completion.*

## **DSCOC 011^** **Success Strategies Lab**

Provides students with an opportunity to acquire fundamental computer skills and practical knowledge in applications needed for success in college coursework. Hands-on topics include use of the College portal for access to College and course materials, email guidelines, Internet research methods, file management and organization, and software for assisting in compiling research ideas and notes. In addition, exercises will be completed related to word processing (outlining tools, tables and columns to organize lists, report formatting), spreadsheet fundamentals (calculating GPA, budgets, measurement conversions and formulas, timesheets) and presentation software (developing projects).

*^Must obtain a grade of "C" or higher for successful completion.*

